

COWBOYS★95™



Fingertip Information

OFFICE ADDRESS — Cowboys Center, One Cowboys Parkway, Irving, Texas 75063-4727
Executive Office 214/556-9900, Ticket Office 214/579-5000
HOME FIELD — Texas Stadium (Capacity 65,812)
COLORS — Blue (PMS 281) • Metallic Silver Blue (PMS 8280) • Silver (PMS 422) • White

COWBOYS TICKET OFFICE Dallas/Fort Worth Metroplex

Dallas Cowboys Ticket Office:

Texas Stadium
2401 E. Airport Freeway
Irving, Texas 75062

Rainbow/Ticketmaster Outlets:

Main Ticket Office
All Blockbuster Music, Fiesta, Foley's,
Sears and Tom Thumb stores

Out of Town

(for exact locations call phone number listed)

Austin 512/477-6060
El Paso 915/544-8444
Corpus Christi 512/881-8499

Houston 713/629-3700
Oklahoma City 405/948-6800
San Antonio 210/224-9600

Charge Tickets by Phone

Rainbow/Ticket Master Outlets:
214/373-8000
214/647-5700 (metro)

1995 Training Camp Data

LOCATION

St. Edward's University
Campus Mail Box 1064
3001 South Congress Avenue
Austin, TX 78704

REPORTING DATE:

All Players report on Thursday, July 20

DATES

July 20 through August 18

PHONE NUMBERS:

Switchboard 512/326-7350
Public Relations 512/326-7353
Fax Line 512/326-7387

INDEX

Attendance.....	267
Big Days/Playoffs.....	225
Big Days/Regular Season.....	206
Cheerleaders.....	263
Coaching Staff.....	14
Consecutive Winning Seasons.....	214
Cowboys in Print.....	265
Cowboys on Radio.....	264
Cowboys on Television.....	265
Directory.....	2
Draft, All-Time (1960-1995).....	151
Entertainment Activities.....	266
Halftime, Activities.....	266
Hall of Fame.....	249
Historical Highlights.....	250
Honors, All-Time.....	145
Jones, Jerry.....	6
Jones, Stephen.....	10
Last Time.....	212
Largest Margin of Victory.....	206
Largest Margin of Defeat.....	206
Longest Plays/Playoffs.....	226
Longest Plays/Regular Season.....	209
Monday Night, etc. Results.....	214
NFL Data	
Post Season, 1994.....	268
Standings, 1994.....	268
Opponents.....	238
Overtime Games.....	237

Player Personnel.....	29
Players	
Biographies, Draft Choices.....	121
Biographies, Free Agent Rookies.....	132
Biographies, Veterans.....	33
Biographies, Others with Pro Exp.....	119
Rosters	
All-Time.....	139
All-Time by College.....	144
1995 Veterans.....	138
1995 Rookies.....	137
Preseason Results, All-Time.....	234
Records/Playoff.....	215
Records/Regular Season.....	187
Records/Temperatures.....	211
Results, All-Time.....	228
Ring of Honor.....	246
Road Itinerary.....	262
Schedule, Cowboys 1995.....	1
Schedule, NFL 1995.....	269
Season at a Glance, 1994.....	162
Statistical Leaders, All-Time.....	176
Statistical Leaders by Years.....	178
Statistics, 1994.....	169
Switzer, Barry.....	11
Texas Stadium.....	260
Thanksgiving Day Results.....	214
Training Camp.....	261
What to Look for in 1995.....	4

DALLAS COWBOYS

1995 SCHEDULE

PRESEASON GAMES

				KICKOFF (DALLAS TIME)
Sat.,	July	29	BUFFALO BILLS	8 p.m.
Sat.,	Aug.	5	OAKLAND RAIDERS	8 p.m.
Sat.,	Aug.	12	Buffalo Bills @ Toronto (FOX)*	7 p.m.
Mon.,	Aug.	21	@ Denver Broncos (ABC)*	7 p.m.
Sat.,	Aug.	26	Houston Oilers @ San Antonio	7 p.m.

REGULAR-SEASON GAMES

Mon.,	Sept.	4	@ New York Giants (ABC)*	8 p.m.
Sun.,	Sept.	10	DENVER BRONCOS (NBC)	3 p.m.
Sun.,	Sept.	17	@ Minnesota Vikings (TNT)*	7 p.m.
Sun.,	Sept.	24	ARIZONA CARDINALS (FOX)	3 p.m.
Sun.,	Oct.	1	@ Washington Redskins (FOX)	Noon
Sun.,	Oct.	8	GREEN BAY PACKERS (FOX)	Noon
Sun.,	Oct.	15	@ San Diego Chargers (FOX)	3 p.m.
Sun.,	Oct.	22	OPEN DATE	
Sun.,	Oct.	29	@ Atlanta Falcons (FOX)	Noon
Mon.,	Nov.	6	PHILADELPHIA EAGLES (ABC)*	8 p.m.
Sun.,	Nov.	12	SAN FRANCISCO 49ERS (FOX)	3 p.m.
Sun.,	Nov.	19	@ Oakland Raiders (FOX)	3 p.m.
Thurs.,	Nov.	23	KANSAS CITY CHIEFS (NBC)*	3 p.m.
Sun.,	Dec.	3	WASHINGTON REDSKINS (FOX)	3 p.m.
Sun.,	Dec.	10	@ Philadelphia Eagles (FOX)	Noon
Sun.,	Dec.	17	NEW YORK GIANTS (FOX)	3 p.m.
Mon.,	Dec.	25	@ Arizona Cardinals (ABC)*	8 p.m.

*Televised Nationally

FIRST-ROUND PLAYOFFS	Dec. 30-31, 1995
DIVISIONAL PLAYOFFS	Jan. 6-7, 1996
CONFERENCE CHAMPIONSHIPS	Jan. 14, 1996
SUPER BOWL XXX (Phoenix, AZ)	Jan. 28, 1996
PRO BOWL (Honolulu, HI)	Feb. 4, 1996

Cowboys Club Directory

FRONT OFFICE

- Jerry Jones**, President and General Manager
Stephen Jones, Executive Vice President/Director of Player Personnel
Charlotte Anderson, Vice President/Director of Marketing and Special Events
Jerry Jones, Jr., Vice President/Legal Operations
George Hays, Vice President of Marketing
Mike McCoy, Vice President

COACHING STAFF

- Barry Switzer**, Head Coach
Dave Campo, Defensive Coordinator
Ernie Zampese, Offensive Coordinator
Hubbard Alexander, Wide Receivers
Joe Avezzano, Special Teams
John Blake, Defensive Line Coach
Joe Brodsky, Running Backs
Jim Eddy, Linebackers
Robert Ford, Tight Ends
Steve Hoffman, Kickers and Quality Control
Hudson Houck, Offensive Line
Mike Woicik, Strength and Conditioning
Mike Zimmer, Defensive Backs
Barbara Goodman, Administrative Assistant
Marge Anderson, Administrative Assistant

PLAYER PERSONNEL

- Stephen Jones**, Director of Player Personnel
Larry Laceywell, Director of College and Pro Scouting
Walter Juliff, Assistant Director of College and Pro Scouting
Tom Ciskowski, Scout
Jim Garrett, Scout
Bobby Marks, Scout
Walt Yowarsky, Scout
Chris Hall, Assistant

MARKETING

- George Hays**, Vice President of Marketing
Charlotte Anderson, Director of Marketing and Special Events
Doreen Bice, Marketing and Special Events Coordinator

- Marketing, Cont.**
John Hickman, Sales and Marketing Coordinator
Jan Hux, Assistant

FRONT OFFICE STAFF

- Debbie Ross**, Director of Human Resources
Bruce Mays, Director of Operations
Danny Bradley, Director of Player Programs
Robert Newhouse, Director of Procurement
Susan Skaggs, Director of Civic Affairs
Craig Glieber, Assistant Director of Operations
Kevin Holtz, Legal Assistant
Marylyn Love, Assistant to the General Manager
Connie Medina, Administrative Assistant
Laura Fryar, Administrative Assistant

PUBLIC RELATIONS

- Rich Dalrymple**, Director of Public Relations
Brett Daniels, Assistant Director of Public Relations
Emily Cruz, Assistant/Community Relations Director
Doug Hood, Assistant

TICKET OPERATIONS

- Carol Padgett**, Director
Ann Bihari, Ticket Office
Melissa Stodghill, Ticket Office
Michael Crouch, Ticket Office
Joy Dodson, Ticket Office
Andrea Payne, Ticket Office
Teresa Wright, Ticket Office

MEDICAL

- Kevin O'Neill**, Head Trainer
Jim Maurer, Assistant Trainer
Bob Haas, Intern
Ulysses Byas, Intern
Dr. Robert Vandermeer, Team Physician
Dr. John Baker, Team Physician
Dr. J.R. Zamorano, Team Physician

EQUIPMENT

- Mike McCord**, Equipment Manager
Bucky Buchanan, Assistant Equipment Manager
Louis Jackson, Assistant

SALES AND PROMOTIONS

Joel Finglass, Director
Chuck Beck, Sales
Travis Clark, Sales
Jim Engstrom, Sales
Scott Gilmore, Sales
Scott Goldstein, Sales
Charlie Humbert, Sales
Tamara Fulton McDonnell, Sales
Steve Obert, Sales
Grady Siske, Sales
Tandra Cromer, Sales Assistant
Dana Elliott, Sales Assistant

ACCOUNTING

Robert Nunez, Treasurer
Terri Van Hooser, Assistant Controller
Rhonda Worthey, Assistant Accounting Manager

BUILDING OPERATIONS/ PRACTICE FIELDS

Steve Forgey, Building Engineer
Derek Serpa, Assistant
Al Walker, Assistant
Kathy Coleman, Mail Room/Supplies
Jesse Leija, Mail Room Assistant
Wendy Harris, Switchboard Operator
Terry Green, Security

COWBOYS PUBLICATIONS

Russ Russell, Publisher
Jim Browder, Editor
Sharon Carnahan, Circulation Manager
Bobby Collier, Advertising Manager
Cheryl Harris, Production Manager
Jonnie Haug, Assistant
Lucine Starkey, Assistant Circulation Manager
Kay Wallace, Administrative Assistant

COWBOYS TELEVISION PRODUCTION

John Chang, Director of Television
Rose Becker, Syndication and Traffic Manager
Scott Purcel, Producer
Roger Greene, Producer
Brandi Drawe, Producer and Reporter

VIDEO

Robert Blackwell, Director
Andy Fineberg, Assistant

DALLAS COWBOYS CHEERLEADERS

Charlotte Anderson, President
Kelli McGonagill, Director
Tina Kalina, Coordinator
Judy Trammell, Choreographer
Pamela Jenkins, Assistant

TEXAS STADIUM

Stephen Jones, President
Bruce Hardy, Vice President and General Manager
Amy Phillips, Vice President of Food and Beverage
Bret Hatfield, Controllor
Ron Underwood, Director of Operations
Susan Skaggs, Director of Special Events
Jack Hamilton, Director of Novelties and Concessions
David Lavender, Director of Maintenance
Steve Epperson, Director of Housekeeping
Jeannie Spruffera, Director of Suite Services
Katherine Rockvam, Director of Catering Sales
Andy Salinas, Warehouse Manager
Roderick Mitchell, Beverage Manager
Glenn Kimberlin, Administrative Assistant/Operations
Robert Newhouse, Director of Procurement
Becky Elliott, Administrative Assistant



What To Look For in 1995

- The Cowboys** improving their NFL-best opening-day record of 26-8-1 (.757). Dallas holds the NFL record for consecutive wins in opening games with 17 straight from 1965-81.
- The Cowboys** capturing their fourth straight NFC Eastern Division Championship, a feat that has only been accomplished once before in the NFC East — by Dallas (1976-79).
- The Cowboys** improving their NFC-best 54-30 (.643) record against AFC foes in games against Denver, Kansas City, Oakland and San Diego.
- The Cowboys** increasing their 36-game (regular season and playoffs) sellout streak at Texas Stadium, the longest since 1977-82, when Dallas sold out 44 straight home games.
- The Cowboys** increasing their club-record 70-game (regular season and playoffs) sellout streak both home and away.
- The Cowboys** improving their 49-4 regular season record when Emmitt Smith carries the football 20-or-more times. Dallas is also 33-3 in games when Smith rushes for 100-yards-or-more.
- The Cowboys** establishing a club record for consecutive punts without a block. Entering 1995, the Cowboys current streak is 330, while the club record stands as 396.
- Troy Aikman** moving into first place on the Cowboys all-time passing list. Currently third, Aikman has a career quarterback rating of 81.6. Just ahead of him are Danny White (with a rating of 81.7) and Roger Staubach (83.5).
- Troy Aikman** moving into third place on the Cowboys all-time passing yardage list. Aikman has 16,303 career passing yards, currently fourth behind Don Meredith at 17,199.
- Michael Irvin** becoming the Cowboys all-time reception and receiving yards leader. Irvin enters 1995 with 416 career receptions for 6,935 yards. Drew Pearson holds the club reception mark with 489 catches, while Tony Hill holds the yardage mark with 7,988 yards receiving.
- Michael Irvin** becoming the first Cowboys player with 50-or-more catches in five consecutive seasons. Irvin recorded 79 receptions in 1994, 88 receptions in 1993, 78 receptions in 1992 and established a club record with 93 catches in 1991.
- Michael Irvin** establishing a club record for consecutive games with a pass reception. Irvin has at least one catch in each of the Cowboys last 65 regular-season games. Tony Hill holds the club record with a catch in 72 straight.
- Michael Irvin** setting a club record for 100-yard receiving games. He has 25 entering 1995, one behind Tony Hill at 26.
- Daryl Johnston** moving into the all-time top 10 receivers in club history. Johnston currently has 184 career receptions, and he is closing in on Ron Springs (222 catches) who stands tenth on the Dallas reception chart.
- Jay Novacek** setting a club record for 100-yard receiving games by a tight end. He is tied with Doug Cosbie for the record at four.
- Emmitt Smith** becoming the first running back in club history with four seasons of 50-or-more receptions.
- Emmitt Smith** extending his current string of seven games with a rushing touchdown, which ties the club record he set in early 1994.
- Kevin Williams** establishing a club record for career punt returns for touchdowns. He currently has three and is tied for the mark with Bob Hayes and Kelvin Martin.
- Kevin Williams** establishing a new club record for career kickoff return yards. Williams enters 1995 with 1,837 career yards on kickoff returns, trailing James Dixon's club mark of 2,315 yards.

The Front Office





Jerry Jones

Owner and
General Manager



In 1989, when Jerry Jones purchased the Dallas Cowboys, he made his intentions very clear: There would be no substitute for winning.

Super Bowl triumphs would no longer be just the distant memories of a proud franchise. Returning to the Super Bowl became the daily focus of the entire organization.

The path for the future was set by the new owner. Success for the Dallas Cowboys in the 1990s would be marked by championships on the field and an equally high demand for production in the

front office.

In a little less than four years, the Cowboys earned a Super Bowl championship for the first time in 15 seasons, and the following year, the Cowboys became only the third team in NFL history to win four Super Bowl titles.

Along the way, Jones established himself as one of the NFL's most influential and active owners. His "hands on" leadership ability has played a prominent role in the resurgence of America's team, and his contributions to the National Football League have been prominent and productive.

- ★ In the last 16 years, 17 different owners have entered the National Football League. Of that group, only Jerry Jones has guided his franchise to a Super Bowl championship.
- ★ As a member of the league's Broadcasting Committee, Jones was a key player in the agreement that introduced the FOX Network to the NFL as the rights holder for the NFC television package.
- ★ With his appointment to the NFL's prestigious Competition Committee in May of 1992, Jones became the first owner to serve in that capacity since the late Paul Brown.
- ★ During the club's run to the 1992 World Championship, the Cowboys set a team record for most wins in a regular season (13) and most overall wins (16). Following the 1993 season, the Cowboys appeared in an NFL-record seventh Super Bowl.
- ★ After the inaugural 1-15 season in 1989, Jones was the NFL's most aggressive executive in the area of Plan B free agency – signing 16 Plan B players. Three of those players went on to start in Super Bowl XXVII, and tight end Jay Novacek has been to four Pro Bowls.
- ★ Under the Jones administration, the Cowboys have made a total of 57 trades. Between 1989 and 1995, the team drafted 82 players, and 13 of those players became Super Bowl starters. In addition, Dallas has drafted eight Pro Bowl players since 1989.
- ★ Within a 17 month period, Jones signed four players to the most lucrative contracts ever paid for individual players at their respective positions. Between September of 1993 and February of 1995, Cowboys running back Emmitt Smith,

quarterback Troy Aikman, fullback Daryl Johnston and wide receiver Michael Irvin all signed contracts that made them the highest paid NFL players to ever play their position.

- ★ Under Jones' stewardship, the Cowboys' resurgence in the 1990s has enabled Dallas to become the only NFL franchise to play in at least two conference championship games in every decade of the team's existence.
- ★ In April of 1995, *Financial World* magazine recognized Jones as the owner of the most valuable sports team in all of professional athletics. The Cowboys carried that "most valuable franchise" tag throughout 1993, 1994 and 1995.
- ★ In November of 1994, Jones was one of 10 national winners of the Entrepreneur of the Year Award presented by Ernst and Young and *Inc.* magazine. In December of 1994, he was named one of America's 10 Most Interesting People in a nationally televised Barbara Walters special on ABC.

In the summer of 1991, Jones was voted as the best sports franchise owner in the Dallas-Ft. Worth metroplex, receiving 48% of the votes that were tabulated in a *Dallas Morning News* readers' poll. Following the 1991 season, he was selected as the NFL's Owner of the Year by the *Edelstein Pro Football Letter*. In February of 1992, Jones was named the winner of the "Big D Award" by the Dallas All Sports Association. The "Big D Award" annually recognizes the sports figure who has done the most to bring excitement to the Metroplex through athletics. More recently, Jones was ranked 26th in *The Sporting News'* list of the 100 Most Powerful People in Sports for 1995.

Jerral Wayne Jones was born on Oct. 13, 1942 in Los Angeles. He learned his business style from his father, J.W. "Pat" Jones, a successful entrepreneur first in supermarkets, then in insurance.

Pat Jones moved his family to North Little Rock, Ark., soon after Jerry was born. After starring as a running back at North Little Rock High School, Jerry received a scholarship to play football at the University of Arkansas. He was a starting guard and co-captain of the 1964 team that went 11-0, defeated Nebraska in the Cotton Bowl and captured the national championship.

Upon graduating in 1965, Jerry joined his father's insurance company, Modern Security Life in Springfield, Mo., as executive vice president.

After receiving his master's in business from Arkansas, Jerry entered the oil and gas exploration business in Oklahoma in 1970 and soon became a phenomenal success. His oil and gas concern now has offices in Fort Smith and Little Rock, Ark., Oklahoma City, Sacramento, Calif., and Calgary, Canada.

One of a very small number of NFL owners who actually earned a significant level of success as a football player, Jones is currently living his dream of engineering the fortunes of an NFL franchise. A man of varied interests who will not rest on yesterday's achievements, he is a dedicated businessman and family man—sharing a passion for both worlds.

Jerry is involved in numerous civic and charitable causes. He serves on the board of directors for the Dallas-based Childworks International, a foundation for the funding of children's surgery. He also enjoys an association with the Boys Clubs of America and the National Paralysis Association. Among his favorite hobbies are hunting, fishing, tennis, water skiing and snow skiing.

Jerry and wife Gene, a former Arkansas beauty pageant winner whom he met while both attended the University of Arkansas, live in Dallas. They have three children, Stephen, Charlotte and Jerry, Jr., and four grandchildren.

Stephen (6/21/64) is a graduate of the University of Arkansas who serves as a Cowboys' Vice President, and Charlotte (7/26/66) is a Stanford graduate who is the Marketing and Special Events Coordinator for the organization. Jerry Jr. (9/27/69), a graduate of Georgetown University, recently finished law school at Southern Methodist University.

Chronology Since Jerry Jones' Purchase of the Dallas Cowboys

February 25, 1989 – Jones purchases the Dallas Cowboys and the lease to manage Texas Stadium Corp. from H.R. "Bum" Bright. Jerry Jones names Jimmy Johnson as the new head coach of the Dallas Cowboys.

April 20, 1989 – Jones completes negotiations on Troy Aikman's contract – a six-year deal that is completed four days before Aikman is the top overall selection in the 1989 NFL Draft.

October 12, 1989 – Herschel Walker is traded to Minnesota for five players, six conditional draft choices, and a 1992 first round draft choice. Current players who actually came to Dallas as a result of the trade include: Emmitt Smith, Russell Maryland, Kevin Smith, Darren Woodson and Clayton Holmes.

August 10, 1990 – The Cowboys' first-ever in-state training camp concludes at St. Edward's University in Austin. Over 100,000 fans attend work-outs, while more than 400 media credentials are issued in the three-plus weeks of work. Austin officials estimate the camp brings an additional \$3.2 million of income into the Austin area.

September 5, 1990 – The Cowboys trade Steve Walsh to the New Orleans Saints for a first and third round draft choice in 1991 and a conditional second round pick in 1992.

April 19, 1991 – A deal is made to bring the first overall selection in the 1991 NFL Draft to Dallas in exchange for a first and second round selection and three veteran players. Dallas selected Outland Trophy winner Russell Maryland with the top pick.

April 21-22, 1991 – In an unprecedented action among the NFL, the Cowboys sign their top three draft choices on draft day. The team also drafts a club record 17 players.

July 16, 1991 – The Cowboys open training camp in Austin with all 17 of their draft choices under contract. Dallas concludes its second training camp at St. Edward's University in Austin, with over 75,000 fans attending the Cowboys' practices.

September 29, 1991 – Dallas defeats the defending Super Bowl Champion New York Giants by a 21-16 score at Texas Stadium.

November 24, 1991 – The Cowboys end the Washington Redskins' 1991 undefeated streak at 11 games with a 24-21 victory at RFK.

December 15, 1991 – Dallas defeats Philadelphia, 25-13, at Veterans Stadium to secure a wild card playoff spot. The victory marks the team's first trip to the playoffs since the 1985 club went 10-6 and won the NFC Eastern Division title.

December 22, 1991 – Dallas closes the 1991 season with a 31-27 win over Atlanta, marking the team's best record (11-5) since the 1983 team finished 12-4.

January 5, 1992 – Dallas defeats Chicago by a 17-13 score in an opening round playoff game at Soldier Field. The victory marks the Cowboys' first playoff win since 1982, and the first playoff win on the road since 1980.

May 1, 1992 – Jerry Jones is appointed to the NFL's Competition Committee by Commissioner Paul Tagliabue. Jones becomes the first owner to serve on the prestigious committee since the death of Cincinnati's Paul Brown.

December 21, 1992 – Before a national television audience on ABC's Monday Night Football, the Cowboys defeat the Atlanta Falcons (41-17) at the Georgia Dome to claim the NFC Eastern Division Championship. The victory marks the Cowboys' first divisional title since 1985. It is the 14th divisional title in club history.

December 23, 1992 – Six players from the Cowboys offense are selected to play in the Pro Bowl. The six players establish a Dallas Cowboys' record for most offensive players selected to the Pro Bowl.

December 27, 1992 – Dallas defeats Chicago by a 27-14 score at Texas Stadium. The victory is the 13th of the year for Dallas, establishing a new club record for victories in a season. In the Bears game, Emmitt Smith finishes the season with 1,713 rushing yards, enabling him to become the first player to win back-to-back NFL rushing titles since Eric Dickerson (1983-84).

December, 1992 – The Cowboys set a new team record for road attendance by averaging 72,523 fans per road game in 1992. The team also played before a sold-out stadium in all 16 regular season games for the first time since the 1981 season.

January 10, 1993 – In their first home playoff game since 1983, Dallas hands NFC East rival Philadelphia a 34-10 defeat in an NFC Divisional Playoff Game.

January 17, 1993 – In their first NFC Championship Game since 1982, the Cowboys defeat the San Francisco 49ers by a 30-20 score at Candlestick Park. The victory sends Dallas to Super Bowl XXVII in Pasadena, marking the Cowboys first Super Bowl trip since 1978.

January 31, 1993 – While making an NFL record sixth Super Bowl appearance, the Cowboys defeat Buffalo 52-17 in Super Bowl XXVII at the Rose Bowl in Pasadena. The victory enables the Cowboys to become the only franchise in NFL history to win more than one Super Bowl under two different ownerships. Troy Aikman was named the game's MVP after throwing four touchdown passes. The Super Bowl crowd of 98,374 becomes the largest crowd to ever witness a Dallas Cowboys game. The game is also witnessed by 133.4 million television viewers, making Super Bowl XXVII the most watched event in television history.

March 5, 1993 – The Super Bowl Champion Dallas Cowboys become the first athletic team to visit the White House under President Bill Clinton's administration. The Cowboys team visit to the White House is the first in club history.

December 28, 1993 – An NFC record 11 Dallas players are selected to the Pro Bowl. That group includes a club record eight offensive selections (seven Pro Bowl starters).

January 2, 1994 – The Cowboys defeat the New York Giants 16-13 in overtime at the Meadowlands. The victory clinches the Cowboys' second straight NFC East title and the 15th division crown in club history.

January 2, 1994 – Emmitt Smith finishes the season with 1,486 yards to earn his third straight NFL rushing crown. He becomes just the fourth man in NFL history to win three consecutive rushing titles.

January 23, 1994 – Dallas defeats San Francisco 38-21 in the NFC Championship Game at Texas Stadium. The victory gives the Cowboys an NFL-record seventh conference championship in the first conference title game to be played at Texas Stadium since Jan. 1, 1978 (a 23-6 win over Minnesota).


January 30, 1994 – Dallas becomes one of just three NFL teams to win four Super Bowls by defeating Buffalo (30-13) in Super Bowl XXVIII. The game, played at the Georgia Dome in Atlanta, featured two rushing touchdowns by Super Bowl MVP Emmitt Smith. Dallas raised its NFL record number of Super Bowl appearances to seven.

March 30, 1994 – Barry Switzer is named the new head coach of the Dallas Cowboys—and the third head coach in team history. Switzer replaces Jimmy Johnson who stepped down as the Cowboys' head coach the previous day.

December, 1994 – For the second straight season, the Cowboys send a club and NFC record 11 players to the Pro Bowl.

January, 1995 – The Cowboys set a Texas Stadium record for home attendance with an average crowd of 64,579 in 1994, the first time Dallas has averaged over 64,000 fans per game at Texas Stadium. The previous record was 63,943 set in 1981. Dallas also continued to add to its streak of consecutive sellouts in 1994, extending that mark to 70 straight games (home or away). That streak, which includes playoff games, dates back to Sept. 22, 1991, at Phoenix (the last non-sell-out). Dallas also recorded its 36th straight Texas Stadium sell-out on Jan. 8, 1995 in the divisional playoff game against Green Bay.

January 15, 1995 – The Cowboys play in their third NFC Championship Game of the decade. The Cowboys are the only NFL team to play in multiple conference championship games in each decade of the team's existence.



Stephen Jones



**Vice President/
Director of
Player Personnel**

Over the course of the past six years, Stephen Jones has surfaced as one of the National Football League's rising young stars on the executive level. As vice president of the Dallas Cowboys, Jones has played a key role in the rebirth of the team and its rapid rise from a 1-15 record in 1989 to a pair of Super Bowl Championships in 1992 and 1993.

Jones was named vice president of the Cowboys in February of 1989, and his list of responsibilities with the club has

grown with each season. In his role as Director of Player Personnel, Jones oversees the handling of all player contracts and the daily management of the salary cap. Recognized as Owner Jerry Jones' right hand man, Stephen also directly supervises the administration of Texas Stadium and a wide assortment of other club related duties.

In the summer of 1992, he was the key figure in the negotiation and signing of 13 veteran contracts – enabling the Cowboys to start the season with a complete roster en route to their run to the Super Bowl title.

The following year, Jones was instrumental in the contract dealings that eventually made Troy Aikman, Emmitt Smith and Daryl Johnston the highest paid players—at their respective positions—in NFL history.

Entering his seventh year as an NFL executive, Jones has enjoyed a life-long association with the game of football.

A four year letterman as a linebacker and special teams stand-out at the University of Arkansas, Jones was a starter for the Razorbacks in the Orange Bowl Classic Game that followed the 1986 season.

Prior to attending the University of Arkansas, Jones was also an all-state quarterback and a three year starter at Catholic High School in Little Rock.

He graduated from Arkansas in 1988 with a degree in chemical engineering, and immediately went to work in the oil and gas business for JMC Exploration as an engineer.

On February 25, 1989, Jerry Jones purchased the Dallas Cowboys and installed Stephen into a key front office position as one of three vice presidents with the club.

Jones (6/21/64) was born and raised in Little Rock. He is married to the former Karen Hickman of El Dorado, Arkansas, and the couple has two daughters: Jessica (8/24/92) and Jordan (10/8/93).



Barry Switzer

Head Coach



On March 30, 1994, Barry Switzer became just the third head coach in the history of the Dallas Cowboys. He was immediately charged with keeping the fortunes of America's most visible sports franchise on a highly successful track.

In his first nine months as an NFL head coach, Switzer guided the Cowboys to a 12-4 regular season record, the NFC Eastern Division crown and the team's third straight appearance in the NFC title game.

Along the way, Switzer became just the third man to lead his team to the NFC Championship Game as a rookie NFL

head coach.

As a first year NFL coach, Switzer guided the Cowboys to the brink of history. The 1994 Cowboys were just 10 points short of becoming the first NFC club to qualify for three consecutive Super Bowls.

As a second year head coach, he knows the goals and expectations will be just as high—or higher—in 1995. "We know how we'll be measured in the future," says Switzer. "By winning championships. Nothing has changed in that regard, and that's the way it should be. That's what our fans expect, that's what our players expect, and that's what I expect."

Championship caliber football and Barry Switzer have been close companions for all of his 17 years as a head football coach.

As head coach of the University of Oklahoma from 1973 to 1988, Switzer was the guiding force behind one of the most dominant college football programs of all time. The 157-29-4 career record he amassed during that time underscores the long-term quality of winning Switzer brought to coaching. His .837 winning percentage at Oklahoma is the fourth highest mark in college history, behind only Notre Dame's Knute Rockne (.881) and Frank Leahy (.864) and Carlisle's George Woodruff (.846).

As the Sooners' head coach, Switzer personally guided the careers of more than 120 young men who went on to be drafted into the NFL. Of that listing, 16 players were NFL first round selections, and that group includes eventual Pro Bowlers such as Joe Washington, Lee Roy Selmon, Billy Sims, Keith Jackson and Troy Aikman.

In 1994, Switzer successfully met the challenge of transforming his winning ways from the college ranks to the high profile world of the NFL.

"The make-up of a winner is the same at any level of competition," says Switzer. "You win with quality players, with an overall commitment from everyone in the organization and with a solid team. Those elements have been in place with the Cowboys since Jerry Jones bought this club. I'm going to do everything I can to make sure we stay at this level."

Switzer's head coaching career began in 1973 at Oklahoma, where he was elevated from the position of offensive coordinator under Chuck Fairbanks.

After moving into the top spot, Switzer guided the Sooners to 28 consecutive wins from 1973 to 1975 and went 37 straight games without a defeat. When

BARRY SWITZER

Oklahoma won national championships in 1974 and 1975, it marked the first time in history that a team had won back-to-back titles more than once.

During his 16 year tenure at Oklahoma, Switzer won three national championships (1974, 1975 and 1985), 12 Big Eight titles and was successful in eight of 13 bowl contests. His teams never finished lower than second place in the Big Eight Conference. He coached one Heisman Trophy winner (Billy Sims, 1978), two Lombardi Award winners (Lee Roy Selmon, 1975 and Tony Casillas, 1985), one Jim Thorpe Award winner (Rickey Dixon, 1987), one Defensive Player of the Year (Lucious Selmon, 1973) and a two-time Butkus Award winner (Brian Bosworth, 1985 and 1986).

His personal achievements have included awards from the Walter Camp Football Foundation, the Big Eight Conference, NCAA District V, the Washington Pigskin Club, *The Sporting News*, *Football News*, *Playboy*, The Associated Press and United Press International.

Following a playing career at the University of Arkansas from 1955-59, Switzer spent two years in the Army before returning to Arkansas in 1962, where he served as the scout team coach for two years. He then coached offensive ends from 1964-65. While working under Frank Broyles at Arkansas, Switzer coached both Cowboys' Owner Jerry Jones and former Cowboys Head Coach Jimmy Johnson as the Razorbacks claimed the national championship in 1964.

In 1966, Switzer moved to Oklahoma as the offensive line coach under Jim Mackenzie. When Chuck Fairbanks became head coach following Mackenzie's death in April 1967, Switzer was named the Sooners' offensive coordinator. He took on the responsibilities of assistant head coach in 1970.

A native of Arkansas, Barry Switzer (10/5/37) grew up in Crossett, where he graduated in 1955 with an appointment to the United States Naval Academy and offers of football scholarships at the University of Arkansas and Louisiana State University. He chose to attend Arkansas and completed a Bachelors of Arts degree in business administration in 1960. He played center and linebacker three years for the Razorbacks and was elected captain as a senior in 1959. That year Arkansas reigned as South-west Conference champion and Gator Bowl winner.

Barry has three children: Greg (10/5/68), Kathy (9/6/69) and Doug (9/27/72), who is a quarterback at the University of Arkansas-Pine Bluff.



CAREER COACHING NOTES

1994-1995	Head Coach, Dallas Cowboys
1973-1988	Head Coach, University of Oklahoma
1985	National Champions, University of Oklahoma
1975	National Champions, University of Oklahoma
1974	National Champions, University of Oklahoma
1970-1972	Assistant Head Coach/Offensive Coordinator, University of Oklahoma
1967-1969	Offensive Coordinator, University of Oklahoma
1966	Offensive Line Coach, University of Oklahoma
1964-1965	Offensive Ends Coach, University of Arkansas
1962-1963	Assistant Coach, University of Arkansas

SWITZER'S CAREER COACHING RECORD

Year	Team	W	L	T	Pct.	Conf.	Postseason	W-L
1973	U. of Oklahoma	10	0	1	.955	1st		
1974	U. of Oklahoma	11	0	0	1.000	1st		
1975	U. of Oklahoma	11	1	0	.917	T1st	Orange Bowl	W
1976	U. of Oklahoma	9	2	1	.792	T1st	Fiesta Bowl	W
1977	U. of Oklahoma	10	2	0	.833	1st	Orange Bowl	L
1978	U. of Oklahoma	11	1	0	.917	T1st	Orange Bowl	W
1979	U. of Oklahoma	11	1	0	.917	1st	Orange Bowl	W
1980	U. of Oklahoma	10	2	0	.933	1st	Orange Bowl	W
1981	U. of Oklahoma	7	4	1	.625	2nd	Sun Bowl	W
1982	U. of Oklahoma	8	4	0	.666	2nd	Fiesta Bowl	L
1983	U. of Oklahoma	8	4	0	.666	2nd		
1984	U. of Oklahoma	9	2	1	.792	T1st	Orange Bowl	L
1985	U. of Oklahoma	11	1	0	.917	1st	Orange Bowl	W
1986	U. of Oklahoma	11	1	0	.917	1st	Orange Bowl	W
1987	U. of Oklahoma	11	1	0	.917	1st	Orange Bowl	L
1988	U. of Oklahoma	9	3	0	.750	2nd	Citrus Bowl	L
1994	Dallas Cowboys	12	4	0	.750		NFC East Champ 1-1	

Bold indicates national champions

Totals								
Dallas Cowboys	12	4	0	.750	(regular-season)			
Dallas Cowboys	1	1	0	.500	(postseason)			
Univ. of Oklahoma	157	29	4	.837				
Career Totals	170	34	4	.827				





Dave Campo

Defensive Coordinator



On January 24, 1995, Dave Campo was elevated to the position of defensive coordinator for the Dallas Cowboys. Campo, an assistant on the Dallas staff since 1989, had spent the previous four seasons as the team's secondary coach.

Under Campo's direction, the Dallas secondary has grown into one of the team's deepest and most productive units over the past four years.

Last year, while helping the Cowboys to the No. 1 overall defensive ranking in the NFL, the Dallas secondary enjoyed its most productive season in several years.

While leading the NFL in total defense (269.6 yards per game), the 1994 Cowboys were also ranked first in the NFL in pass defense (allowing 172 yards per game). All-Pro strong safety Darren Woodson became the first Dallas defensive back to earn a Pro Bowl starting berth since Everson Walls (1985). Dallas finished the year tied for fourth in the NFL in total interceptions with 22—a figure that represents the most interceptions by a Cowboys club since 1987. In addition, Woodson led the team in interceptions with five—marking the fourth straight year that a different Cowboys defensive back has captured the individual interception lead.

In 1993, while directing the secondary of the Super Bowl XXVIII Champion Cowboys, Campo's group was led by cornerback Kevin Smith who intercepted more passes (six) than any other Dallas player since the 1986 season. Also in '93, strong safety Thomas Everett became the first Dallas defensive back to be selected to appear in the Pro Bowl in seven seasons. During Super Bowl XXVIII in the Georgia Dome, safety James Washington fell just two votes short of tying Emmitt Smith for the game MVP trophy.

Campo was hired by Dallas in 1989 after spending two years at the University of Miami as the secondary coach. At Miami, he helped the Hurricanes to a two-year record of 23-1 and a national title in 1987, while fine tuning the talents of the best defensive back in school history. Safety Bennie Blades was the 1987 Jim Thorpe Award winner (honoring the best collegiate defensive back) before being selected with the third pick in the NFL Draft by the Detroit Lions. Eight of Campo's Miami charges went on to sign NFL contracts.

Prior to joining Miami, Campo spent three seasons (1984-86) as part of a staff that turned Syracuse into a national championship contender.

He began his career at his alma mater, Central Connecticut State, where he spent the 1971-72 seasons. His coaching trek then took him to Albany State (1973), Bridgeport (1974), the University of Pittsburgh (1975), Washington State (1976), Boise State (1977-79), Oregon State (1980), Weber State (1981-82) and Iowa State (1983).

In addition to starring at defensive back in college, David Cross Campo (7/18/47) twice earned All-East honors at shortstop at Central Connecticut State. He attended Robert E. Fitch High School in Groton, CT. He and wife Kay have six children — Angie, Eric, Becky, Tommy, Shelbie and Michael.

Dave Campo — Born July 18, 1947, New London, CT. Defensive back Central Connecticut State 1967-70. College coach: Central Connecticut State 1971-72, Albany State 1973, Bridgeport 1974, Pittsburgh 1975, Washington State 1976, Boise State 1977-79, Oregon State 1980, Weber State 1981-82, Iowa State 1983, Syracuse 1984-86, Miami 1987-88. Pro coach: joined Dallas in 1989.



Ernie Zampese



Offensive Coordinator

The transition from Norv Turner to Ernie Zampese at the helm of the Dallas offense in 1994 went as smoothly as anyone could imagine. The Dallas offense finished the year eighth in the NFL in total offense with 332.6 yards per game, but even more importantly, they were second in scoring with 25.9 points per game. It was the Cowboys best scoring output since the 1983 squad set a club record at 29.9 points.

The Zampese led scoring machine was fueled by Emmitt Smith, who led the NFL and set a club record with 22 touchdowns. Troy Aikman completed 64.5 percent of his passes and set a new club record with the highest attempts per sack ratio ever (25.8). The Cowboys offensive line allowed Dallas to snap the club-record for fewest sacks in a season, allowing just 20 sacks on the year.

In his 12 years as an offensive coordinator, Zampese's teams have ranked in the top five in total offense six times. For four of those seasons, he worked with former Dallas Offensive Coordinator Turner, who spent the 1987-90 seasons as receivers coach with the Rams. During that time, Turner learned the style of offense he successfully brought to Dallas in 1991. Zampese, who was the Rams offensive coordinator from 1987-93, took over the Dallas offense when Turner left after Super Bowl XXVIII to become the head coach of the Washington Redskins.

During Zampese's seven seasons in Los Angeles, his offense allowed quarterback Jim Everett to post five consecutive 3,000-plus yard seasons from 1988 to 1992, including a career-high 4,310 yards in 1989. One reason for Everett's success was the fact that he never missed a start due to injury during that span, extending a consecutive games started streak to over 90 games.

Quarterback was not the only successful position under Zampese. Receiver Henry Ellard posted four consecutive 1,000-yard receiving seasons (1988-91), and five times in seven seasons a Rams running back topped the 1,000 yard rushing mark. In 1993, the Rams finished fifth in the league in rushing offense (125.9 yards per game) behind Rookie of the Year and Pro Bowl running back Jerome Bettis.

Prior to joining the Rams' staff in 1987, Zampese was the offensive coordinator for San Diego from 1983-86 after serving as the Chargers wide receivers coach from 1979-82. As offensive coordinator, he worked with quarterback Dan Fouts, who put together three consecutive 3,000-plus yard seasons under Zampese.

Zampese began his pro coaching career as a defensive backs coach for the Chargers in 1976. The next year he became a scout for the New York Jets, before returning to the Chargers in 1979.

The Southern California high school Player of the Year at Santa Barbara High in 1953, Zampese went on to play tailback at the University of Southern California.

After receiving his master's degree in physical education in 1962 from Cal Poly-San Luis Obispo, Zampese began his coaching career at Allan Hancock Junior College in Santa Maria, CA. He then coached at Cal Poly-SLO in 1966, before moving to San Diego State from 1967-75 where he coached defensive backs.

Born in Santa Barbara, CA (3/12/36), Ernie and wife Joyce have two daughters, Kristin and Laurie, and two sons, Kenneth and Jon.

Ernie Zampese - Born March 12, 1936, Santa Barbara, CA. Halfback Southern California 1956-58. College coach: Hancock, Calif., J.C. 1962-65, Cal Poly-SLO 1966, San Diego State 1967-75. Pro coach: San Diego Chargers 1976, 1979-86, New York Jets 1977-78 (scout), Los Angeles Rams 1987-93, joined Cowboys in 1994.



Hubbard Alexander



Wide Receivers

Last year, Hubbard Alexander's wide receiving corps helped lead the Cowboys' offense to an average gain-per-pass-play of 12.3 yards, the second highest average in the NFL. And once again, Michael Irvin and Alvin Harper proved to be one of the league's premier receiving tandems, while Kevin Williams, especially in the post-season, demonstrated that he will be a receiver Dallas can look to in 1995.

Irvin finished the season fifth in the NFC in receiving yards with 1,241 on 79 catches, earning him his fourth consecutive Pro Bowl appearance. He ended the season with five 100-yard receiving games, then added two more during the playoffs. His 12 catch, 192 yard performance against San Francisco in the NFC Championship Game tied a career high for receptions and set a new career mark for receiving yards. Harper led the league with a 24.9 yards-per-catch average, the highest by a Dallas receiver since Bob Hayes averaged 26.1 in 1970. He averaged 45.3 yards-per-catch on three receptions against San Francisco (11/13), the highest single game average in club history. Williams, used mostly on third down passing situations, flourished down the stretch, catching six passes for 107 yards, a 17.8 average, in five of the last eight games. He then tallied six catches for 78 yards in the NFC Championship Game against San Francisco.

In 1993, Alexander directed a wide receiving corp that helped lead the Cowboys to their second straight World Championship. Irvin finished second in the NFL in receiving yardage with 1,330 and third in receptions with 88, and Harper finished second in the NFL in yards per catch with a 21.6 average while surpassing career highs with 36 receptions for 777 yards.

In 1992, Irvin finished second in the NFL with 1,396 yards receiving. This came a year after Alexander's star pupil made an even bigger impact on the NFL during the 1991 season. That year, Irvin led the NFL with 1,523 receiving yards, sixth most in NFL history, and the NFC with 93 catches. He was also named MVP in the 1992 Pro Bowl.

In 1990, "Axe" guided a pair of starting wide receivers, who each returned from major knee surgery. Kelvin Martin had his best pro season with a team-high 64 catches to finish eighth among NFC wide receivers in catches. Irvin scored a touchdown every four receptions and averaged 20.7 yards per catch, the highest by a Cowboys player since 1981.

In his first year with the team, 1989, Alexander lost Irvin and Martin to knee injuries and had to quickly develop an inexperienced group. Rookie James Dixon, who joined the Cowboys after the preseason, led the team in yards per catch and set a club rookie-record with 203 receiving yards against Phoenix (11/12).

In 10 seasons at the University of Miami, Alexander developed the three leading receivers in the school's history. As tight ends coach from 1979-84, he worked with Glenn Dennison (1981-83), who set a school record for career receptions. This record was surpassed by another Alexander protégé, All-America Willie Smith (1984-85).


In 1985, Alexander took over the wide receivers and began to mold a trio consisting of Brian Blades, Brett Perriman and Irvin. All three were among the first 52 players selected in the 1988 NFL Draft, and all three led their respective NFL teams in receiving in 1991. Irvin also broke most of Miami's receiving records, including Smith's career catch mark.

Following seven terms as a highly successful high school coach in Memphis, TN, Alexander spent six seasons as an assistant at Vanderbilt before joining Miami.

A three-year starter at center at Tennessee State, Alexander earned All-America honors as a senior and signed as a free agent with Dallas. He began his coaching career with his alma mater in 1962, after graduating with a Bachelor of Science degree in Health and Physical Education.

Hubbard Lindsay Alexander (2/14/39) graduated from Atkins High School in Winston-Salem, NC. He and wife Gloria have three sons – Todd, Chad and Bard.

Hubbard Alexander – Born February 14, 1939, Winston-Salem, NC. Center Tennessee State 1958-61. College coach: Tennessee State 1962-63, Vanderbilt 1974-78, Miami 1979-88. Pro coach: joined Dallas in 1989.



Joe Avezzano

Special Teams



The Cowboys special teams under Joe Avezzano's direction have been characterized by consistency, big plays and an ability to positively affect the outcome of games. Avezzano's efforts and excellence have not gone without notice. Twice in the last four years (1991 and 1993), Avezzano has been named the NFL's Special

Team Coach of the Year, based on a vote of the NFL's special teams coaches.

In 1994, Avezzano's kickoff and kickoff return units were exceptionally strong. Dallas was one of just four teams to finish the season ranked in the NFL's top 11 in both kickoff (25.7) and opponents' kickoff return average (20.8).

The Cowboys led the NFL in team kickoff return average, and Kevin Williams ranked fourth in the NFL in individual kickoff return average (26.7). Last year, Williams also became the first Cowboy ever to return a kickoff and a punt for a touchdown in the same season.

In the Super Bowl season of 1993, the Cowboys were the only team in the NFL to finish the regular season with a Top 10 ranking in all four major kicking game categories. Consistency spelled results for the Cowboys as they compiled the following NFL rankings: kickoff returns (seventh), opponents kickoff returns (ninth), punt returns (ninth) and opponents punt returns (second).

In addition to building very productive coverage and return units, the Cowboys have established a well deserved reputation for making the big play. Since joining the Cowboys in 1990, Avezzano's units have been responsible for 11 blocked kicks. Moreover, in the last three seasons, Kevin Williams (3) and former veteran Cowboy Kelvin Martin (2) have combined to return five punts for touchdowns.

Avezzano won his first NFL Special Teams Coach of the Year award after the 1991 season when the Cowboys led the NFL in points scored on special teams with 20 and in kickoff return average with a 21.7 mark. Also, for the first time in the same season in team history, Dallas placed a player in the top three in the league in both punt return average and kickoff return average.

Before coming to Dallas, Avezzano coached the offensive line at Texas A&M for four seasons, during which time the Aggies won three Southwest Conference titles and two Cotton Bowls.

During his tenure at Texas A&M, Avezzano groomed six All-Southwest Conference picks, including All-Americans Richmond Webb and Doug Williams. Four of his charges were selected in the NFL Draft, three of those (Webb, Williams and Jerry Fontenot) in the first three rounds.

Avezzano took on the additional duties of offensive coordinator in 1988 when

sophomore running back Darrin Lewis finished second in the nation in rushing to earn first-team All-America honors.

Before joining the Aggies, Avezzano spent five seasons as head coach at Oregon State. From 1977-79, he served as offensive coordinator at Tennessee, and he was the offensive line coach at Pittsburgh (1973-76), helping the '76 Panthers to the national title.

Avezzano began his coaching career at Washington High School in Massillon, OH, in 1967. He then coached at Florida State for a season before joining Iowa State, where Jimmy Johnson was also an assistant, in 1969.

Born in Yonkers, NY (11/17/43), Avezzano grew up in Miami where he played football at Jackson High School under current Cowboys Running Backs Coach Joe Brodsky. After starring at guard for Florida State, Avezzano was drafted by the Boston Patriots. Joe and wife Diann have a son, Anthony.

Joe Avezzano – Born November 17, 1943, Yonkers, NY. Guard Florida State 1961-65. Pro center Boston Patriots 1966. College coach: Florida State 1968, Iowa State 1969-72, Pittsburgh 1973-76, Tennessee 1977-79, Oregon State 1980-84 (head coach), Texas A&M 1985-88. Pro coach: joined Dallas in 1990.



John Blake

Defensive Line



After two seasons as the Cowboys defensive line coach, John Blake has overseen the development of both young and old on the Dallas defensive front. After a strong rookie showing in 1993, Blake and his unit turned things up a notch in 1994, as the Cowboys became the NFL's top ranked defense for the second time in three

seasons. Dallas led the NFC and was second in the NFL with 47 sacks, the Cowboys highest output since 1987.

Among those that contributed to the defensive line's resurgence were defensive end Charles Haley and defensive tackle Leon Lett, who both landed in the Pro Bowl following the season – the first time since 1983 the Cowboys have sent two defensive linemen. Haley finished the year fourth in the NFL with 12.5 sacks, the highest output by a Dallas defender since 1986.

In 1995, Blake will guide a starting unit made up of three Pro Bowlers: Haley, Lett and defensive tackle Russell Maryland, as well as a fourth player, defensive end Tony Tolbert, who many say has been the defense's most consistent performer on the Dallas line over the past four seasons.

Along with that front four, Blake has been instrumental in the development of Chad Hennings, the fourth year defensive tackle who blossomed with consistent playing time in 1994. Hennings provided Dallas seven-and-a-half sacks coming off the bench in passing situations at defensive tackle, the highest output by a Dallas defensive tackle in six seasons.

As the Cowboys rookie defensive line coach in 1993, Blake helped guide Maryland to the Pro Bowl, the first such honor for a Dallas defensive lineman since Randy White was selected in 1985. For the year, Blake's unit registered 34 sacks during the regular season, and during Dallas' postseason drive, the front four limited opposing rushers to 67.3 yards per game. Under Blake, the Dallas defense proved to be one of the league's stingiest, allowing a club record low 21 touchdowns, good for second in the NFL.

Blake was not a new face on the Cowboys practice field when he came to

Dallas, having attended training camp in Austin as part of the Jerry Jones Minority Coaching Fellowship in 1991 and 1992. The fellowship allowed Blake the opportunity to work first-hand with the defensive linemen during training camp.

Prior to coming to Dallas, Blake was a big part of building a top-rated defense at the University of Oklahoma from 1989-92. As the outside linebackers coach in 1992, Blake was instrumental in developing All-Big Eight linebackers Aubrey Beavers and Reggie Barnes as the Sooners' defense finished 20th in the country and second in the Big Eight in overall defense.

In 1991, the Sooners' defense led the Big Eight in overall, rushing and scoring defense and held opponents to the lowest passing efficiency in the conference.

During his first full-time season as the Sooners' interior line coach in 1989, Blake oversaw all-conference picks Scott Evans and Dante Williams. Evans also earned All-Big Eight honors in 1990.

After playing nose tackle under Barry Switzer at Oklahoma from 1980-83, Blake began his coaching career as a graduate assistant working with the defensive line at his alma mater in 1986. He spent a season guiding wide receivers and tight ends at Tulsa before returning to the Sooners in 1989.

A highly-recruited all-state pick at Charles Page High School in Sand Springs, OK, Blake (3/6/61) earned his degree in public relations and recreation from Oklahoma. In 1988, he was named one of the Outstanding Young Men in America. He and wife Freda live in Coppell, TX.

John Blake – Born March 6, 1961, Sand Springs, OK. Nose tackle Oklahoma 1980-83. College coach: Oklahoma 1986-87, 1989-92, Tulsa 1988. Pro coach: joined Dallas in 1993.



Joe Brodsky

Running Backs



Throughout his six seasons in Dallas, Joe Brodsky has been a key ingredient in the Cowboys struggle from the bottom of the National Football League heap to a spot at the top, and the 1994 season was no exception. Despite battling injuries, Brodsky's top gun Emmitt Smith finished third in the NFL with 1,484 yards rushing and led

the league with 22 touchdowns, establishing a new Dallas scoring record.

With Smith sidelined at times due to injury and second-year back-up Derrick Lassic out for the season with a knee injury, Brodsky was forced to call on former Arena League player Lincoln Coleman and late season free agent signee Blair Thomas. Both Coleman and Thomas stepped into the Dallas lineup admirably, with Coleman leading the team in rushing twice in October, and Thomas coming off the bench to do the same in the season finale and first-round playoff win against Green Bay – where he tied a Dallas postseason record with two touchdowns.

Under Brodsky's guidance, Smith led the league in rushing in only his second season as a pro in 1991, and in 1990, Brodsky first oversaw the rapid advancement of Smith, who, despite missing all of training camp, led league rookies in rushing yards and earned NFL Rookie of the Year honors. In only five seasons with Brodsky, Smith stands 23rd in NFL history with 7,183 yards rushing and is one touchdown shy of Tony Dorsett's club record of 72 rushing touchdowns. The NFL's MVP in 1993 and three-time league rushing champion, Smith became the first running back in league history to record four consecutive seasons with over 1,400 yards rushing when he topped the mark last season.

Smith's backfield mate, fullback Daryl Johnston, earned a second trip to Hawaii for the Pro Bowl in 1994, the only fullback chosen in the NFC for two straight years. In addition to the outstanding blocking skills he provides the Dallas offense, Johnston amassed a career-high 463 total yards in 1994.

When the 1993 season opened, Brodsky was without star pupil Smith, and newcomer Lassic became the first rookie in NFL history to start a season opener at running back for a defending Super Bowl champion when he took the field at RFK Stadium against the Redskins. Lassic went on to finish second on the team in rushing. Another Brodsky pupil that season, and biggest surprise, was Coleman, who made his debut on Thanksgiving Day by leading the team with 10 carries for 57 yards in the snow and ice.

In 1990, Brodsky polished fullback Tommie Agee, who entered the season with career totals of five yards rushing and three catches, but went on to lead all Cowboys backs in yards per carry and receptions that year.

In 11 seasons (1978-88) as running backs coach at the University of Miami, Brodsky groomed 10 NFL draft picks, including three – Ottis Anderson, Alonzo Highsmith and Cleveland Gary – picked in the first round. Gary set a Miami record for catches in a season by a back with 57 in 1988.

Not included in the draftees is former Indianapolis running back Albert Bentley, who played in the United States Football League before joining the Colts. More impressive is that Highsmith went to Miami as a defensive lineman and Bentley as a walk-on. Five of Miami's top 10 all-time rushers worked under Brodsky.

For 13 seasons, Brodsky was one of South Florida's most successful high school coaches, posting a 104-32 record and five Greater Miami Athletic Conference titles at Miami-Jackson (1965-70) and Hialeah-Miami Lakes (1971-77), where in 1975 he guided the team, quarterbacked by his son, Joe, Jr., to a 14-0 record and the Florida state title. One of his charges at Jackson High School was current Cowboys special teams coach Joe Avezzano.

A four-year letterman in football, basketball and track at the University of Florida, Brodsky started at fullback and linebacker for the Gators.

Joseph Brodsky (6/9/34) is a native of Miami, where he graduated from Jackson High School. He and wife Joyce have three sons – Joe, Jr., Larry and Jeffrey – and two grandchildren, Amanda and Joe. Larry, a wide receiver at Miami from 1979-81, is fifth on the Hurricanes' all-time receiving list.

Joe Brodsky – Born June 9, 1934, Miami, FL. Fullback/linebacker Florida 1953-56. College coach: Miami 1978-88. Pro coach: joined Dallas in 1989.



Jim Eddy

Linebackers



After a season working as a defensive assistant with the secondary and pass defense in 1993, Jim Eddy turned his defensive knowledge and experience to working with the Cowboy linebacking corps in 1994. In his first year as Dallas' linebackers coach, Eddy helped propel the Dallas defense to the National Football League's

top ranking in total yards (269.6 per game) and passing yards allowed (172.0), while also finishing third in scoring defense.

Under his tutelage, all three starting linebackers recorded career-highs for tackles in 1994, including Robert Jones who returned to the starting lineup at middle

linebacker and led the team with a career-high 162 tackles. Strongside linebacker Dixon Edwards logged 104 tackles, topping his previous best by 22. Eddy's expertise in the passing game surfaced in his work with second-year starter Darrin Smith who recorded four sacks, the most by a Dallas linebacker since 1988, and 10 passes defensed, the highest output by a Cowboys linebacker since 1980.

Eddy's input as a defensive assistant in 1993 helped second-year cornerback Kevin Smith record one of the best seasons by a Dallas defensive back in years when he grabbed six interceptions – the most by a Dallas player since Michael Downs had six in 1986. As a unit, the Dallas defense ranked 10th in the NFL in total defense and second in scoring defense.

Prior to joining the Cowboys, Eddy spent three seasons as the defensive coordinator for the Houston Oilers, guiding a defense that led the American Football Conference and finished third in the NFL in total defense. Houston also finished third in the league in pass defense and tied for fifth in sacks. In addition, two Oilers placed in the top 10 in sacks in the AFC in both 1991 and 1992, including 1991 when William Fuller led the conference and finished second in the league with 15.

During Eddy's three seasons with the Oilers, the team earned three playoff berths, including the franchise's first AFC Central Division crown in 1991.

Prior to joining the Oilers' staff in 1990, Eddy spent three seasons as the defensive coordinator for the University of Houston, which posted a 22-10-1 record during his tenure there. The Cougars led the Southwest Conference in defense in 1988 and '89. His final year at the University of Houston, his troops finished sixth in the nation in scoring defense. In addition, the 1988 Cougars held opponents to 3.69 yards per play, good for third in the country behind Auburn (3.6) and Miami (3.67).

In two seasons as the defensive coordinator for Houston of the United States Football League, Eddy helped guide the Gamblers to consecutive playoff appearances with a 13-5 mark and a division title in 1984 and a 10-8 record in 1985.


For 10 seasons, including three as a head coach, Eddy worked in the Canadian Football League, where he saw his teams make eight postseason berths and play in four Grey Cup Championship Games. During his two-year tenure as Director of Operations/Player Personnel for Toronto, the Argonauts played in the Grey Cup game each season, including a CFL Championship in 1983.

He began his pro coaching career as defensive coordinator at Saskatchewan in 1974, then was elevated to head coach of the Roughriders in 1977. He spent two seasons as defensive coordinator at Hamilton (1979-80) before being named head coach of the Montreal Alouettes in 1981.

After playing defensive back and running back at New Mexico State, Eddy began his coaching career on the high school level in Odessa, TX before becoming assistant head coach/defensive coordinator at his alma mater in 1965. Following six seasons with the Aggies, he was named defensive coordinator at Texas-El Paso in 1971.

Born in Checotah, OK (5/2/39), Jim and wife Sharlene live in Carrollton, TX.

Jim Eddy – Born May 2, 1939, Checotah, OK. Defensive back/running back New Mexico State 1956-59. College coach: New Mexico State 1965-70, Texas El-Paso 1971-72, Houston 1987-89. Pro coach: Saskatchewan Rough Riders (CFL) 1974-78 (head coach 1977-78), Hamilton Tiger Cats (CFL) 1979-80, Montreal Alouettes (CFL) 1981 (head coach), Toronto Argonauts (CFL) 1982-83, Houston Gamblers (USFL) 1984-85, Houston Oilers 1990-92, joined Dallas in 1993.



Robert Ford

Tight Ends



Tight Ends Coach Robert Ford had the luxury of using the same two tight ends throughout the 1994 season after struggling through 1993 searching for a back-up to Pro Bowler Jay Novacek. Ford's group again provided the Cowboys offense a vital link to their success with the play of Pro Bowler Novacek and Scott Galbraith.

Novacek was named to his fourth straight Pro Bowl after recording 47 catches for 475 yards in 1994. His reception and yard totals ranked second in the NFC for tight ends, and with his 47 catches, he now has 5 straight years of 44-or-more receptions in a season. Since 1990, including four seasons' under Ford, no other NFL tight end has caught more passes than Novacek's 277.

Although used mainly in two tight end formations, Galbraith has proven to be a solid back-up to Novacek, providing powerful blocking in the Cowboys running game and timely pass receptions in clutch moments.

While Novacek provided the Cowboys with yet another Pro Bowl performance in 1993, Ford was forced to use five different players to fill a back-up void that plagued Dallas all season. Novacek, on his way to his third consecutive Pro Bowl, recorded his fourth 100-yard receiving day as a Cowboy (Buffalo - 9/12) to tie Doug Cosbie's club record for tight ends. When Alfredo Roberts went down with a season-ending foot injury early in training camp, Ford used Kelly Blackwell, Joey Mickey, Jim Price and Scott Galbraith at various times behind Novacek.

The duo of Novacek and Roberts flourished in the Cowboys march to Super Bowl XXVII in 1992. Novacek's 68 catches enabled him to become the first Dallas tight end with 50 or more catches in three consecutive seasons, and he surpassed Cosbie's club season record for catches by a tight end en route to becoming an All-Pro. Roberts, meanwhile, set career highs for catches and receiving yards.

The 1991 season was Ford's first full-time assignment with Dallas, but he was not a stranger to the Cowboys' staff after spending the previous summer at training camp as one of the recipients of the Jerry Jones Minority Coaching Fellowship.

Ford coached 15 years on the collegiate level and one season with the Houston Gamblers of the USFL before coming to Dallas. He spent 1989-90 as receivers coach at Texas A&M, helping the Aggies to two bowl appearances.

Prior to joining Texas A&M, Ford spent two seasons at Texas Tech where he developed a trio of wide receivers - Tyrone Thurman, Eddy Anderson and Wayne Walker - who each earned All-Southwest Conference honors and finished one-two-three on the Red Raiders' all-time receiving list.

As receivers coach with the Gamblers in 1985, Ford oversaw Ricky Sanders, Clarence Verdin and Richard Johnson. Under Ford, Johnson caught 103 passes for 1,384 yards, Verdin had 84 catches for 1,004 yards and Sanders, who grabbed 101 receptions for 1,378 yards in 1984, caught 48 passes for 538 yards despite playing only 10 games in 1985.

After beginning his coaching career at Saginaw, MI, High School in 1973, Ford moved on as receivers coach at Western Illinois (1974-76), New Mexico (1977-79), Oregon State (1980-81), Mississippi State (1982-83) and Kansas (1986). Ford was on the same staff with current Cowboys assistants Joe Avezzano, then Beavers' head coach, and Dave Campo at Oregon State.

The only player in the history of the NCAA to catch two 99-yard touchdown passes, Ford led the University of Houston in receiving, punt returns and kickoff returns in 1972, when he earned third-team All-America honors. While with the

Cougars, Ford roomed with former Cowboys fullback Robert Newhouse.

A native of Belton, TX (6/21/51), Robert starred at Belton High School. He earned a Bachelor's degree in education from Houston and a Master's in athletic administration from Western Illinois. He and wife Janice have two sons, Bobby and Jason.

Robert Ford – Born June 21, 1951, Belton, TX. Wide receiver University of Houston 1970-72. College coach: Western Illinois 1974-76, New Mexico 1977-79, Oregon State 1980-81, Mississippi State 1982-83, Kansas 1986, Texas Tech 1987-88, Texas A&M 1989-90. Pro coach: Houston Gamblers (USFL) 1985, joined Dallas in 1991.



Steve Hoffman

Kickers/Quality Control



Steve Hoffman has rapidly developed a reputation around the NFL for his ability to find and develop kicking talent with young players.

In four of the last five seasons, Hoffman has developed a rookie free agent kicker or punter who has become a productive performer as a Dallas starter.

Last year, Hoffman found free agent Chris Boniol, and the place kicker went on to hit 22-of-29 field goal attempts and finished the season third in the NFC in scoring with 114 points.

In 1993, Hoffman introduced free agent punter John Jett to the NFL, and the newcomer responded by finishing the year ranked third in the NFL in net punting average (37.7).

Hoffman discovered a pair of rookie free agent place kickers in 1990 and 1992, and each went on to establish Dallas records for scoring by a rookie. In 1990, Ken Willis set the mark with 90 points, and in 1992, rookie Lin Elliott shattered that standard by scoring 119 points.

After joining the Cowboys to coach the kickers in 1989, Hoffman gained the duties of quality control in 1990. He currently coordinates the computer scouting of all Cowboys future opponents on video tape, while providing internal analysis of the Cowboys own tendencies and productivity.

From 1985-87, he oversaw the kickers at the University of Miami where one of his charges was Jeff Feagles, a seven-year pro who punted for Arizona last season. Hoffman also was a top instructor for Ray Pelfrey's kicking camps, where his students included Barry Helton, who booted for the L.A. Rams in 1991, and Brian Hansen, the Saints' all-time leading punter.

For two springs, Hoffman coached in Italy as offensive coordinator of the Bellusco Seahawks in 1987 and the Rho Blackknights in 1988. In the fall of 1988, he coached at Sunset High School in Miami.

In 1983, Hoffman punted for the Washington Federals of the United States Football League. He also went to training camp with the Redskins in 1981 and 1983, Seattle in 1984 and New Orleans in 1985.

Born in Camden, NJ (9/8/58), Hoffman starred in baseball and football at York Suburban High School in York, PA. He earned All-Mid-Atlantic Conference honors at Dickinson College where he played quarterback, running back and wide receiver while handling the punting duties. Hoffman earned a Bachelor of Arts degree in economics from Dickinson and a Master of Science in sports administration from

St. Thomas. He met his wife, Raffaella, while coaching in Italy, and they now reside in Coppell, TX.

Steve Hoffman – Born September 8, 1958, Camden, NJ. Quarterback-running back-wide receiver Dickinson College 1979-82. Pro punter Washington (USFL) 1983. College coach: Miami 1985-87. Pro coach: joined Dallas in 1989.



Hudson Houck

Offensive Line



In just two seasons with Dallas, Hudson Houck has molded the Cowboys offensive line into one of the top units in club history. In his two year Dallas tenure, the Cowboys offensive line has surrendered just 49 sacks (1.5 per game) while guiding the offense to back-to-back top eight rankings in total offense.

His 1994 group established club records by allowing just 20 sacks for losses totaling 93 yards, the fewest number of sack yards given up in the league last year, on 448 passing attempts (one per every 22.4 pass attempts). All this was done despite losing All-Pro tackle Erik Williams to injury seven games into the season.

Into Williams' spot at right tackle, Houck placed rookie Larry Allen, a second round draft choice from tiny Sonoma State. Allen went on to start 10 games for Dallas and earned consensus All-Rookie honors. Following the season three members of the offensive line – Nate Newton, Mark Stepnoski and Mark Tuinei – were chosen to participate in the Pro Bowl, marking the second straight season Dallas had three offensive linemen in Hawaii for the game.

During his first season in Dallas, the offensive line allowed just 29 sacks in 504 passing opportunities, the fewest number of sacks in the NFC and the third fewest in the NFL. The Pro Bowl selection of Newton, Stepnoski and Williams after the season marked the first time in club history three offensive linemen had represented the team in Hawaii.

Prior to coming to Dallas, Houck spent 1992 coaching the offensive line for the Seattle Seahawks, and his group of linemen opened holes that allowed Chris Warren to rush for a 4.6 yard per carry average and 1,017 yards, the fifth 1,000-yard rushing season in club history and the first in Seattle since 1988.

Before joining Seattle, he spent nine years developing one of the most dominant lines in the NFL for the Los Angeles Rams. From 1983 to 1992, no team sent more offensive linemen to the Pro Bowl than the Rams. In all, five Rams' linemen made twenty-one trips to Hawaii, including Jackie Slater (seven trips) and Doug Smith (six).

The excellence of the offensive line translated into a 1,000-yard rusher in seven of the nine seasons Houck was with the Rams, including four NFL rushing titles in the five years from 1983-87. Running the ball wasn't the Rams only offensive weapon, as Jim Everett passed for more yards from 1989-91 than any other quarterback in the NFL. Because of the pass protection provided by the offensive line, Everett did not miss a start from 1988-91.

Houck began a 16-year collaboration with John Robinson in 1976 at his alma mater, the University of Southern California. During his tenure at USC, Houck served as offensive line coach, guiding a group that would open holes for Heisman Trophy winners Charles White and Marcus Allen. While at USC, seven of Houck's offensive linemen went on to achieve All-America status and play in the NFL: Marvin Powell (Jets), Pat Howell (Oilers), Brad Budde (Chiefs), Keith Van Horne

(Bears), Roy Foster (Dolphins/49ers), Bruce Matthews (Oilers) and Don Mosebar (Raiders).

Houck graduated from USC after playing three seasons as a center from 1962-64, including the Trojans' 1962 national championship team. He began his coaching career as an assistant at Crescenta Valley, CA, High School in 1967. He served a year in the United States Army in 1968, before returning to Crescenta Valley in 1969. From 1970-72 he served his first stint as an assistant at USC, before moving on to coach the offensive line at Stanford from 1973-75.

Houck (1/7/43) attended Eagle Rock High School in Los Angeles, CA. His wife Elsie has two grown children, Scott and Holly.

Hudson Houck – Born January 7, 1943, Los Angeles, CA. Center Southern California 1962-64. College coach: Southern California 1970-72, 1976-82, Stanford 1973-75. Pro coach: Los Angeles Rams 1983-91, Seattle Seahawks 1992, joined Dallas in 1993.



Mike Woicik

Strength and Conditioning



Since Mike Woicik's arrival as the strength and conditioning coach in 1990, the Dallas Cowboys have developed into one of the healthiest and best conditioned teams in the National Football League.

Healthy and well-conditioned teams generally have a greater chance of winning, and since Woicik's arrival, the

Cowboys have an overall record of 63-27, with eight playoff victories and two Super Bowl titles.

The conditioning aspect has been especially prevalent in Dallas' ability to finish a season strong. In each of the past four seasons, Dallas has a cumulative record of 25-7 in games played from Thanksgiving on through to the end of the playoffs.

Following the NFL title season in 1992, Woicik's outstanding efforts were rewarded as he was voted the NFL's "Strength Coach of the Year" by his peers.

Woicik joined the Cowboys staff after 10 years as the strength and conditioning coach at Syracuse University, which became one of the nation's top football programs during his tenure. One of Woicik's prize pupils was fullback Daryl Johnston, who was picked in the second round by Dallas in 1989. Woicik also worked with current Cowboys defensive coordinator Dave Campo at Syracuse.

From 1978-80, Woicik was the track coach and weight room coordinator at Springfield College in Massachusetts.

An outstanding discus thrower at Boston College, Woicik set a school record of 180 feet, 5 inches, earned All-East honors and qualified for the NCAA championships. He also competed in the shot put and hammer throw.

A native of Westwood, MA (9/26/56), Mike Woicik (pronounced WOY-sick) competed in football and track at Westwood High School. Woicik, who is an ardent bowler, often organizes players' bowling outings. He earned his Bachelor's degree in history from Boston College and Master's in physical education from Springfield.

Mike Woicik – Born September 26, 1956, Westwood, MA. Track Boston College 1974-78. College coach: Springfield 1978-80, Syracuse 1980-89. Pro coach: joined Dallas in 1990.



Mike Zimmer

Defensive Backs



With Dave Campo's promotion to defensive coordinator in 1995, Mike Zimmer takes over responsibility for a secondary that helped the Cowboys' defense finish the 1994 season as the top ranked pass defense in the league, surrendering only 172.0 passing yards per game. As a defensive assistant last season, Zimmer

worked with the Cowboys' nickel defense, a task Campo will now oversee.

Zimmer inherits a secondary which was part of a defense that intercepted 22 passes in 1994, the highest Cowboys' total since 1987 (23), and was the NFL's top ranked defense, giving up just 269.6 yards per game. Dallas' defense held 10 of 16 opponents to under 175 yards passing, including four teams under 125 yards.

Strong safety Darren Woodson earned his first trip to the Pro Bowl in 1994, finishing the year second on the team in tackles (113) and tied with free safety James Washington for the club lead in interceptions (five).

Before joining the Dallas staff in 1994, Zimmer spent five seasons as the defensive coordinator/secondary coach at Washington State University. Zimmer's first Cougar defense in 1989 established a school record with 24 interceptions and 48 sacks on the season. In 1992, Washington State finished the season with the 18th ranked defense in the nation and established a school record by allowing opponents to convert only 26.1 percent of their third downs. In 1993, Washington State climbed to eighth in the nation in total defense, allowing just 298 yards per game, and second in rushing defense. Zimmer's unit established a school record by allowing only 86 yards per game and 2.16 yards per carry.

Prior to joining the Cougars' staff, Zimmer was an assistant at Weber State College from 1981-88. He was on the same staff with current Cowboys defensive coordinator Dave Campo during the 1981-82 seasons. Zimmer coached inside linebackers from 1981-84, while adding the duties of defensive coordinator in 1983. From 1985-88 he served as coordinator and oversaw the secondary. The 1981 Wildcat defense led the Big Sky Conference, and his 1987 group set a school record with six defensive touchdowns. That 1987 team posted a 10-3 record, the best mark in school history.

Zimmer began his coaching career as a part-time assistant on defense at the University of Missouri in 1979, coaching among others, All-Pro cornerbacks Eric Wright (San Francisco 49ers) and Johnnie Poe (New Orleans Saints).

Zimmer was a two-time all-conference quarterback at Lockport, IL, High School in 1972-73, playing for his father Bill, who played football at Bradley and later with the 49ers. Mike also earned all-conference honors in wrestling and baseball.

Zimmer went on to play quarterback at Illinois State University in 1974. After redshirting the 1975 season, he suffered a broken thumb in the spring of 1976 and was moved to linebacker. A neck injury, suffered during the 1976 season, led to surgery and the end of his playing career. He graduated with a Bachelor's degree in physical education in 1979.

Born in Peoria, IL (6/5/56), Mike and wife Vikki have three children, Adam, Marki and Corri.

Mike Zimmer - Born, June 5, 1956, Peoria, IL. Quarterback-Linebacker Illinois State 1974-76. College coach: Missouri 1979-80, Weber State 1981-88, Washington State 1989-93. Pro coach: joined Cowboys in 1994.



Kevin O'Neill

Trainer




Kevin O'Neill joined the Cowboys in 1989 after four years as head athletic trainer at the University of Miami.

A graduate of the University of Pittsburgh, O'Neill earned his Master's degree in physical education from the University of Arizona while serving as athletic trainer for Catalina High School in Tucson, AZ. O'Neill spent

three years as the assistant athletic trainer at the University of Tennessee, four years as head athletic trainer at Oregon State, and one year at the University of Central Florida before joining the University of Miami.

He serves as chairman of the public relations committee for the National Athletic Trainers Association.

A native of Pittsburgh, PA (8/2/54), Kevin and wife Anne have two children, McKenzie and Kaitlyn.



Jim Maurer

Assistant Trainer




Jim Maurer works with Kevin O'Neill and supervises the Cowboys' medical rehabilitation program. After serving as a graduate assistant with Dallas for two seasons, Maurer joined the Cowboys on a full-time basis in the spring of 1990.

A native of Dallas (3/8/65), Maurer received his undergraduate degree in physical education from Southern Methodist University, where he worked primarily with the football and swim teams.

Maurer worked one year as a summer assistant with the Kansas City Chiefs in 1987, after spending the summer of 1986 with the Cowboys in the same capacity.

Maurer and wife Rosanne live in Coppell, TX, with their sons Nicholas and Benjamin Michael.



Robert Blackwell

Video Director



Robert Blackwell enters his seventh season as the team's video director after eight seasons as an assistant with Dallas. In charge of taping and editing all Cowboys' practices and games, Blackwell also edits opponents' tapes and handles all the teams' photographic needs.

Blackwell shot coaching game films for basketball and football at Southern Methodist University from 1979-84.

After earning his degree in communications from Stephen F. Austin, Blackwell produced a film on the efforts to save the red wolf from extinction for the U.S. Fish and Wildlife Service. The following year he served as director of photography on a

THE STAFF

film about the North Atlantic Indian migrations for Gulf Oil and the State of Texas.

A native of Garland, TX (12/1/50), a Dallas suburb, Robert graduated from Garland High School. He and wife Diana live in Coppell, TX, with son Nathaniel and daughter Lora Ann.



Mike McCord

Equipment Manager



Mike McCord enters his seventh season with the Cowboys, his fourth in the equipment department and his second as the equipment manager.

McCord originally joined the Cowboys in 1989 as the assistant ticket manager, spending two years in that capacity before moving to the football operations

department in 1991.

Before coming to Dallas, McCord spent two-and-a-half years with the University of Texas athletic department, one-and-a-half years as a part-time student assistant before receiving his B.B.A degree and then one year as a full-time intern.

A native of Clovis, NM (11/6/64), Mike graduated from Roosevelt High School in San Antonio, TX, and spent two years attending Southwest Texas State before transferring to the University of Texas. He and wife Jan live in Plano, TX.



Bucky Buchanan

Assistant Equipment Manager




William Andrew "Bucky" Buchanan enters his second year as the assistant equipment manager. Buchanan officially joined the Cowboys in 1994 after spending many weekends and summers in the equipment room helping his father, "Buck" Buchanan, the Cowboys equipment manager from 1973-93.

Before coming to Dallas, Buchanan spent one-and-a-half years with Willis Medical in Richardson, TX, and 10 years with the Skaggs Alpha Beta grocery store chain.

A native of Dallas, Buchanan (6/9/61) graduated from Plano High School. He and wife Amy have two children - Thomas II (12/11/86) and Brett (10/26/89).





Larry Lacewell

Director of College and
Pro Scouting



Larry Lacewell joined the Cowboys as Director of College Scouting in May of 1992, and he coordinated the Cowboys' effort in the 1993-95 NFL Drafts. In the spring of 1994, he was charged with the additional responsibility of overseeing pro personnel. Lacewell now directs the Cowboys personnel evaluation for all college prospects, as well as the NFL's other 29 teams and the newly restructured World League.

In 1993, the Cowboys drafted nine college players, with six of those players going on to earn year-long roster spots with the Super Bowl champions. Of that group, Darrin Smith was a starter at weak-side linebacker, while Kevin Williams was a solid contributor as a third receiver, while also returning two punts for touchdowns.

Six of Dallas' seven draftees in 1994 earned Cowboys' roster spots, and second round offensive tackle Larry Allen became a solid starter and all-rookie selection in Erik Williams' injury absence.

"In the era of the salary cap and free agency, the importance of drafting and developing young talent is more critical than ever before," said Cowboys Owner and General Manager Jerry Jones. "Larry's direction has been solid and productive in the area of evaluating college talent. He simply knows football talent."

"I believed from day one that Larry was uniquely qualified for this job," adds Jones. "He's not only a knowledgeable football man with years of coaching experience, but he has been a college athletic director and has a strong administrative background. The combination of his management expertise and his knowledge of the game are very special."

Lacewell joined the professional ranks with the Cowboys after a distinguished career in collegiate coaching and athletic administration that spanned over 30 years.

Most recently, Lacewell served under Johnny Majors as the defensive coordinator at Tennessee (1990-1991). The 1990 Volunteer club captured the Southeastern Conference Championship and then defeated Virginia in the Sugar Bowl. In 1991, Tennessee finished second in the SEC and earned a Fiesta Bowl berth.

As the athletic director and head coach at Arkansas State (1978-1989), Lacewell compiled a record of 69-48-4. He was named the Southland Conference's Coach of the Year on three occasions, while the Indians captured two conference titles under his direction.

Lacewell began his coaching career as an assistant at Alabama in 1959. Following two seasons with the Crimson Tide, he moved on to Arkansas State (1961), Arkansas A&M (1962-63), Kilgore Junior College (1964-65), Oklahoma (1966), Wichita State (1967) and Iowa State (1968). Lacewell rejoined the Sooners' staff in 1969 as assistant head coach and defensive coordinator, and over the next nine seasons helped Oklahoma to six Big Eight titles and two national championships.

A native of Fordyce, AR, Lacewell (2/12/37) attended Fordyce High School and then played halfback at Arkansas A&M from 1955-59. He and his wife Criss have two sons, Bryant Land and Logan.



Walter Juliff

**Assistant Director of College
and Pro Scouting**



Walter Juliff, entering his 11th season as an NFL scout, was promoted to Assistant Director of College and Pro Scouting this year after spending the last eight years as a Dallas Cowboys' scout.

Before becoming a full-time scout, Juliff spent two seasons as a graduate assistant at the University of Texas. He also was an assistant with the Abilene-Cooper H.S. football team in 1980, the Houston-Kingwood H.S. baseball team in 1981 and the Kerrville-Tivy track team in 1982. While at Tivy High School, Juliff worked with punter John Teltschik, who earned All-Rookie honors with Philadelphia in 1986.

Juliff began his coaching career as a graduate assistant at Angelo State, where he spent two seasons. In 1978, the Rams went undefeated and won the NAIA national championship, then lost in the national semifinals the next year.

A native of San Angelo, TX (6/22/56), Walter starred in football and as a hurdler in track at Central High School.

Juliff, who lives in Austin, TX, earned his Bachelor's degree from San Angelo State and his M.B.A. from Texas. He and Houston Offensive Coordinator Jerry Rhome are cousins.



Tom Ciskowski

Scout



Tom Ciskowski enters his fourth season as a Cowboys scout, serving as an area scout the past three years. Previously, he served a one year stint as a scout administered by the BLESTO Scouting Combine in 1991.

Before becoming a scout, Ciskowski spent 15 years in the coaching ranks, the first two as an assistant at Pawhuska, OK, High School. In 1979, he moved into the college coaching ranks, becoming the defensive backfield coach at East Central University in Ada, OK. While at ECU, he earned his Master's degree in athletic administration. The following year he moved to Arizona State University, working with the defensive line as a graduate assistant for the 1980-81 seasons.

In 1982, Ciskowski moved to Oklahoma State, joining the staff as an assistant to former Dallas offensive line coach Tony Wise, before becoming the offensive line coach at Wichita State in 1984. After that season Ciskowski joined the University of Miami as a volunteer assistant, working with former Dallas Defensive Coordinator Butch Davis and the defensive line.

From 1986-89 Ciskowski worked with the offensive lines, first at New Mexico State for two seasons, and then at UNLV for two more. Before coming to Dallas, he coached the defensive line at College of the Sequoias in Visalia, CA, from 1990-91. Thirteen of the team's players went on from the junior college to play Division I football in 1992.

A native of Medford, OK, Ciskowski attended Medford High School then played linebacker and earned his Bachelor's degree from Cameron University.



Jim Garrett

Scout



Jim Garrett, who spent 29 of the past 30 seasons as either a coach or scout in the NFL, re-joined Dallas in 1987.

He previously scouted for the Cowboys in 1968-69 and 1974-75. Prior to his first stint in Dallas, Garrett served two seasons as a scout for the BLESTO Scouting Combine. He then coached with the New York Giants from 1970-74 before returning to Dallas.


Garrett was also an assistant coach with New Orleans (1976-77) and Cleveland (1978-84). After a season as the head coach at Columbia, he scouted for Buffalo in 1986.

An all-conference fullback at Utah State, Garrett played for Philadelphia (1954), the British Columbia Lions (1955), the New York Giants (1956) and the Ottawa Roughriders (1957).

He began his coaching career as an assistant at the Coast Guard Academy in 1958. After one season at Lehigh, Garrett became head coach and athletic director at Susquehanna University where he compiled a 40-3-1 record and was inducted into the school's hall of fame.

The Rutherford, NJ, native (6/19/30) attended Rutherford High School. He went to spring training with the Pittsburgh Pirates following his rookie year in the NFL.

He and wife Jane have eight children – Jim, Jane, Jennifer, Janine, Jill, John, Jason and Judd – and 14 grandchildren. John, a wide receiver who went to training camp with Dallas in 1988, is an assistant coach with Cincinnati. Jason is one of the Cowboys' back-up quarterbacks. Judd, a running back who was on the Cowboys' practice squad in 1993, played for London of the World League in 1991-92 and in the Canadian Football League in 1994.



Bobby Marks

Scout



Bobby Marks, a 12-year veteran of NFL scouting, begins his third season in Dallas as a scout administered by the BLESTO Scouting Combine.

Before coming to Dallas, Marks was a scout with the Denver Broncos from 1983-92. During that time, the Broncos posted seven winning seasons and three Super

Bowl appearances.

An All-Southwest Conference selection at tight end under Paul "Bear" Bryant at Texas A&M, Marks helped the Aggies to the 1956 SWC Championship before graduating in 1958. He entered the coaching ranks as an assistant coach at Nederland, TX, High School from 1959-60. He then moved to Jones High School in Houston, TX from 1961-64 before becoming head coach at Sam Houston High School in Houston in 1965.

In 1968, Marks moved into the college coaching ranks, becoming the line-backers coach under Gene Stallings at his alma mater, Texas A&M. The following season Marks moved to receivers coach. In 1972 Marks was reunited with Coach

PLAYER PERSONNEL

Bryant, becoming the receivers coach at the University of Alabama. A position he would hold until joining the Broncos in 1983.

A native of New Orleans, LA, (6/21/36), Bobby attended Warren Easton High School. He and wife Ann have five children – Bobby, Jr., Keith, Jared, Beth and Katie.



Walt Yowarsky

Scout



Walt Yowarsky joined the Cowboys in 1977 with 25 seasons in the NFL as either a player, assistant coach or scout. He came to Dallas following three years with the QUADRA Scouting Combine.


Drafted by Washington as an offensive and defensive lineman in the second round in 1951, Yowarsky played until midway through the 1952 season when he entered the Air Force. After returning in 1954, he was traded from Washington to Detroit. A year later he was traded from Detroit to the N.Y. Giants.

While he was with the Giants, they played in two NFL Championship Games, including a 47-7 win over Chicago for the title in 1956. Following four seasons in New York, he finished his playing career in San Francisco in 1959.

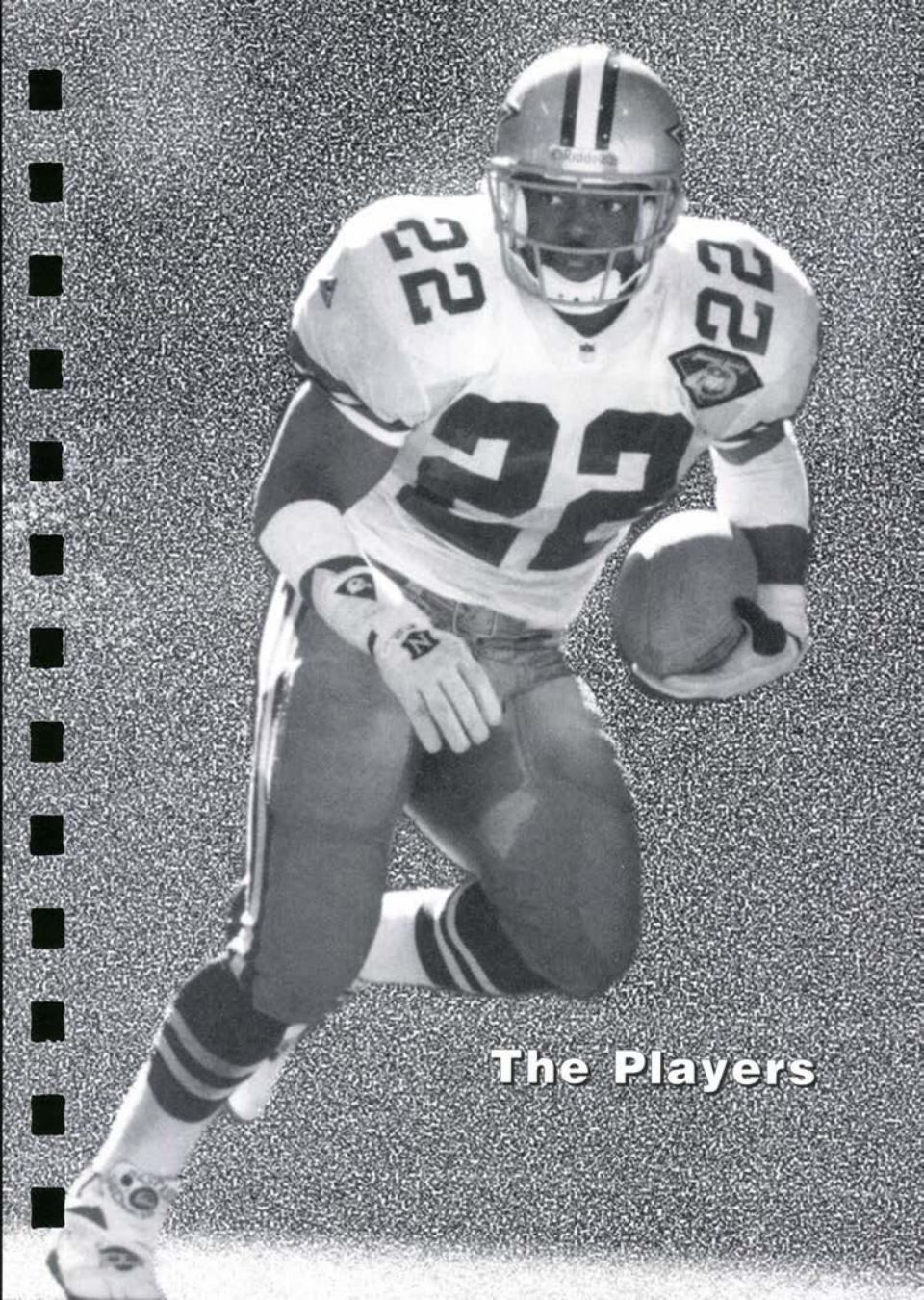
Yowarsky returned to the Giants as a scout and assistant coach in 1959. After two seasons he joined the first coaching staff of the new franchise in Minnesota, where he coached for six seasons. He then moved on as an assistant coach at New Orleans (1967-68), Atlanta (1969-70), Houston (1971) and San Diego (1972-73).

In the 1951 Sugar Bowl, Yowarsky earned most valuable player honors as he led Kentucky to a 13-7 win over Oklahoma, ending the Sooners' 33-game winning streak. He played three seasons for the Wildcats under Paul "Bear" Bryant.

A native of Cleveland (5/10/28), Walt and wife Bobbie have three children – Michael, Lisa and Van. Yowarsky was offered a contract to play baseball by Cincinnati after high school.



All-Pro
Safety
Darren Woodson



The Players



Troy Aikman

Quarterback

6'4" ★ 228 ★ 11/21/66

UCLA

D-1 for '89 ★ 7th Year



PRO: In six seasons as the Cowboys' field general, Troy Aikman has guided Dallas from the National Football League cellar of 1-15 in 1989 to three consecutive NFC Championship Games and back-to-back titles in Super Bowl XXVII and XXVIII. Along the way he has become one of the games most accurate passers, completing at least 60 percent of his passes in 52 of the last 65 games (since the start of the 1991 season). He has had only two sub-50 percent passing days over that span, and he has also produced the top four single-season completion percentages in club history at 69.1 in 1993, 65.3 in 1991, 64.5 in 1994 and 63.8 in 1992. Aikman's career completion percentage of 62.43 percent (1,424-of-2,281) is third best in NFL history behind only Steve Young (63.65) and Joe Montana (63.24), putting his name among the greatest quarterbacks of all-time. Along with that passing accuracy comes the fact that Aikman has thrown an interception in just 15 of his past 38 starts, including playoffs. He has thrown 25 interceptions in his last 1,055 attempts (2.37%), while tossing 46 touchdowns over that same span. He has also improved his club record career interception rate to 3.42 percent. Entering the 1995 season, Aikman holds or is tied for 29 Dallas passing records, and one area where he is among the game's best is quarterback rating. Aikman's career mark of 81.623 places him 17th in NFL history, easily within reach of Len Dawson (82.555) and the all-time top 10 this year. In doing so, Aikman would pass Danny White (15th at 81.7) and close in on the club record held by Roger Staubach at 83.5 (sixth all-time). Among Dallas quarterbacks, Staubach (131) and White (102) are also the only players to have started more games at quarterback for the Cowboys than Aikman (90), and despite beginning his career 1-14, Aikman's record as a starter now stands at 55-35 (.611), including 7-1 in the postseason.

1994: Amid changes at head coach and offensive coordinator, Aikman proved to be the same in 1994, earning selection to the Pro Bowl for the fourth consecutive season, finishing second in the NFL in both completion percentage (64.5%) and average yards per attempt (7.41) and posting a quarterback rating of 84.9 — good for fifth in the league. Aikman opened the year at Pittsburgh (9/4) by completing 21-of-32 passes for 245 yards and a touchdown in the Cowboys 26-9 victory, guiding Dallas to its first win in Pittsburgh since 1969. Two weeks later in a Monday night overtime loss to Detroit, Aikman completed a season-high 26 passes on 39 attempts, including his 2,000th career attempt. Against former Dallas Offensive Coordinator Norv Turner and the Washington Redskins (10/2), he was 20-of-28 (71.4%) for 181 yards and a touchdown in the 34-7 win, which included a club-record tying 24 second quarter points. Aikman continued his hot streak the following week against Arizona (10/9) when he was 16-of-22 (72.7%) for 231 yards (10.5 yards per attempt) and two touchdowns, earning NFC Offensive Player of the Week honors. He led Dallas to touchdowns on the first three possessions, and on eight drives, he guided the Cowboys to 31 points, including one missed field goal, before leaving the game in the third quarter. When Aikman completed two touchdown passes against Philadelphia (10/16) it marked the 13th consecutive game he had completed a touchdown pass, breaking the club record of 12 set by Don Meredith (1965-66) and Roger Staubach (1977-78). Aikman narrowly extended his mark to 14 games at Arizona (10/23), tossing a 15-yard scoring pass after suffering a concussion during the game's opening drive. After a hit by Wilber Marshall, Aikman stayed in the game and threw the scoring pass before coming out of the game for good. He returned to action at Cincinnati (10/30) and recorded his third two-touchdown pass game of the year while throwing for 272

yards, moving him past the 15,000 yard mark in passing yardage for his career. He also led Dallas to a fourth quarter field goal with 5:00 remaining to win the game 23-20, marking the 12th time in his career he has led Dallas to victory when the team was tied or behind in the fourth quarter. Aikman opened November by completing a season-high 79.2 percent of his passes (19-of-24) against the N.Y. Giants (11/7). He also ran for a score, his first rushing touchdown since Oct. 25, 1992 at the L.A. Raiders. When Dallas traveled to San Francisco (11/13), Aikman recorded season-highs with 42 pass attempts and 339 yards passing (the second-highest yardage total of his career), including a career-long 90-yard pass to Alvin Harper. Aikman kept Dallas in the game up to the final possession in a 21-14 loss, but along the way, his club record streak with a touchdown pass was snapped at 16 games. Dallas bounced back the next week against Washington (11/20) when Aikman completed 8-of-13 passes for 87 yards before suffering a sprained medial collateral ligament in his left knee in the second quarter when tackled by Ken Harvey. When he sat out against Green Bay (11/24) and Philadelphia (12/4), it marked his first missed starts in 20 games, dating back to Nov. 21, 1993. He returned to the lineup against Cleveland (12/10) and, after guiding Dallas to one fourth quarter touchdown, had the Cowboys on the Browns' one-yard line when time ran out in the 19-14 loss. After completing 75.0 percent of his passes (21-of-28) at New Orleans in a Monday night victory (12/19), Aikman saw limited first half action in the cold and rain against the Giants (12/24) in the season finale. Aikman finished the season with 1,424 career completions to rank third on the club's all-time list behind Danny White (1,761) and Roger Staubach (1,685). Following the regular season, Aikman posted the two most impressive passing days in Cowboys playoff history. In the Divisional Playoff Game against Green Bay (1/8/95), Aikman connected with Harper for an NFL postseason record 94-yard touchdown toss. It was the longest play from scrimmage in NFL postseason history. He also set Dallas records for passing yards (337) and completion percentage (76.7% on 23-of-30 passing) in a playoff game as the Cowboys posted a 35-9 win. The following week at San Francisco (1/15/95) in the NFC Championship Game he broke his week old mark by throwing for 380 yards, and his 53 attempts tied a club playoff record. Both his attempts and yards were career highs (regular-season or postseason), and he also established NFC Championship Game records for attempts, completions and passing yards. Despite a 38-28 loss, that game, more than any other, marks Aikman's toughness and competitive drive. Down 21-0 mid-way through the first quarter, Aikman brought the Cowboys back and nearly engineered one of the greatest comebacks in Dallas history. The NFL career postseason record holder for completion percentage (68.9) and average gain per attempt (8.56), Aikman has the second highest postseason quarterback rating in NFL history at 103.8, trailing Bart Starr's 104.8 mark. Six seasons into his career, Aikman also has the four highest single-game playoff completion percentages in club history and the club-record for postseason career 300-yard passing days with four, one shy of the NFL record of five held by Dan Fouts and Joe Montana.

1993: In leading Dallas to its second consecutive Super Bowl title in 1993, Aikman posted one of the finest seasons ever by an NFL quarterback. His 99.0 quarterback rating was the second highest in team history and placed him second in the NFL, the highest finish by a Dallas quarterback since Roger Staubach led the league in 1979 with a club-record 104.8 rating. The top vote getter among all players for the Pro Bowl, Aikman earned a spot on his third consecutive Pro Bowl team following the season, his first as the starting quarterback. Other 1993 awards included All-Pro honors from *Sports Illustrated* and *The Sporting News*, *Football News* All-NFC and NFL Alumni Quarterback of the Year. The NFL's most accurate passer, Aikman led the league with a 69.1% completion rate. Aikman also avoided mistakes when throwing the football, leading the NFC and finishing second in the NFL in interception ratio at 1.53%, a club record. After missing most of the preseason following June 19 back surgery on a herniated disk, Aikman opened the regular season at Washington (9/6) by completing an 80-yard touchdown toss to Harper. The following week, Aikman attempted a regular-season career-high 45 pass attempts against Buffalo (9/12). At Phoenix (9/19), he completed 21-of-27 passes (77.8%) for 281 yards, beginning a club-record streak of three straight weeks when his completion percentage topped the 70 percent mark. The following week in his 58th

career game, he earned NFC Offensive Player of the Week honors and became the fourth Dallas quarterback to reach the 1,000 career completion mark — the fastest a Dallas quarterback has ever reached that point — when he completed 18-of-23 passes (78.3%) for 317 yards against Green Bay (10/3). He also posted a career-high 13.8 yards per attempt. At Indianapolis (10/10), he completed the three-game streak with a 21-of-28 day passing (75.0%). In the rain and wind at Philadelphia (10/31), Aikman had a string of 35 straight games with a completion percentage above 50.0% snapped when he was nine-of-19. For his play in guiding Dallas to four consecutive wins in October, Aikman was named NFC Offensive Player of the Month. Aikman completed his first ten passes vs. the N.Y. Giants (11/7) and 11-of-13 for 162 yards and two touchdowns before suffering a strained left hamstring early in the third quarter, forcing him to miss the remainder of that game and the games that followed against Phoenix (11/14) and Atlanta (11/21). Despite missing two and a half games due to injuries, he still threw for 3,100 yards to finish fourth in the NFC and posted his second consecutive 3,000-yard passing season, the first back-to-back 3,000-yard seasons by a Dallas quarterback since Danny White accomplished the feat in 1980-81. He returned to action on Thanksgiving Day against the Dolphins (11/25) and threw his first interception since the Buffalo game (9/12), ending a career-long string of attempts without an interception at 151 — the second longest streak in club history behind Don Meredith's team record of 156 attempts. Aikman was 21-of-27 (77.8%) for 252 yards and two touchdowns against the New York Jets (12/18) before closing out the year with back-to-back season-high 80.0% completion days vs. Washington (12/26) (16-of-20) and at the New York Giants (1/2/94) (24-of-30) — where he led Dallas to a 16-13 overtime win and the NFC East title. Over the final three games of the season, Aikman tied the team record he set earlier in the season by posting three straight games with a completion percentage over 70.0%, and including the playoffs, he extended the second streak to six games. In completing 28-of-37 passes (75.7%) for 302 yards and three touchdowns vs. Green Bay (1/16/94) in a Divisional Playoff Game, Aikman had a club record streak of 111 postseason pass attempts without an interception snapped. In the NFC Championship Game vs. San Francisco (1/23/94), Aikman led Dallas to a 28-7 lead before suffering a concussion early in the third quarter that ended his day. He returned to action against Buffalo (1/30/94) and helped lead Dallas to the Super Bowl XXVIII title by completing 19-of-27 passes for 207 yards.

1992: Aikman led the team to victories in eight of the first nine games of 1992. After knocking off the defending Super Bowl champion Redskins in the Monday night season opener, he threw three touchdown passes against Phoenix (9/20), including a season-long 87-yard touchdown toss to Michael Irvin. Later in the year at Phoenix (11/22), Aikman completed a season-high 25 passes and threw for two touchdowns, beginning a string of five straight games in which he threw at least two touchdown passes, the longest such streak by a Dallas player since Danny White had six straight multi-touchdown games in 1983. Down 27-24 late at Denver (12/6), Aikman completed 7-of-8 passes for 78 yards on a last minute touchdown drive to give Dallas a 31-27 come from behind win, the seventh time he had led Dallas from behind to win in the fourth quarter, including twice in the last two minutes. The following week at Washington (12/13), he reached 10,000 passing yards in his 52nd career game, faster than any quarterback in team history. Aikman finished the season with 3,445 yards passing, his first career 3,000-yard season and the third best yardage season in team history, to rank second in the NFC and fourth in the NFL in yards passing. His 302 completions were the second most in a season in team history and tied him for the NFC lead, second in the NFL. One of his finest passing performances of the year came at Atlanta (12/21) when he completed 13 straight passes, the second most in club history, on his way to a single-game career-high 85.7 percent (18-of-21) completion rate, the second best in team history. In leading Dallas to a club record 13 regular season wins in 1992, Aikman's 89.5 quarterback rating placed him third in the NFL and earned him his second consecutive Pro Bowl appearance. In the postseason, Aikman took his game to yet another level, completing 61-of-89 passes (68.5%) for 795 yards, eight touchdowns and no interceptions for a rating of 126.4. He had 322 passing yards in the Cowboys 30-20 win over San Francisco (1/17/93) in the NFC Championship Game, and he completed 70.6% (24-of-34) of his passes to establish a club playoff record. Two weeks later, he broke that record by completing 73.3% (22-

of-30) of his passes against Buffalo (1/31/93), earning MVP honors in Super Bowl XXVII. With his MVP award, Aikman joined Jim Plunkett and Terry Bradshaw as the only other quarterbacks drafted first overall to win the Super Bowl MVP award.

1991: The 1991 season was a preview of what was ahead for Dallas as evidenced in the Cowboys' win over the defending Super Bowl Champion New York Giants (9/29). Aikman earned NFC Offensive Player of the Week honors after completing 5-of-6 passes for 84 yards, including a 23-yard scoring toss to Irvin, on the game-winning drive late in the fourth quarter. Against Green Bay (10/6), he recorded a career-high 31 completions, including 12 straight at the end of the game. Despite missing the final four regular season games after spraining the lateral collateral ligament in his right knee in the third quarter of the Cowboys' victory at Washington (11/24), Aikman completed 65.3% of his passes to lead the NFC and earned his first trip to the Pro Bowl. At Detroit (10/27), he threw for a season-high 331 yards.

1990: In 1990, Aikman's value to Dallas was evident in the team's seven wins. In only one of those victories were the Cowboys ahead entering the fourth quarter. In the other six, Aikman completed 32-of-45 passes (71.1%) for 456 yards, two touchdowns and no interceptions in the final period to put Dallas on top. In the season-opening victory over San Diego (9/9), Aikman capped a 53-yard drive with his first NFL rushing touchdown, a one-yard sneak, to win the game with 1:58 remaining. In Tampa (10/21), he led Dallas on an 80-yard scoring drive — throwing for 60 and scrambling for 20 — that culminated in the game-winning 28-yard touchdown pass to Irvin with 1:56 left. Against the Rams (11/18), Aikman led the team 89 yards to set up the winning field goal in the fourth quarter. Four days later vs. the Redskins, he led the Cowboys to scores from 67 and 78 yards out in the final period of a 27-17 Dallas win. Aikman completed 11 straight passes in the second half while engineering fourth-quarter scoring drives of 80 and 50 yards to beat the Saints (12/2). Early in the Philadelphia game (12/23), Aikman separated his right shoulder forcing him to miss the season finale. When Aikman had surgery to repair the shoulder he also had loose bodies removed from his right elbow.

1989: In 1989, Aikman showed tremendous poise for a rookie. After missing five games due to a broken left index finger suffered against the N.Y. Giants (10/1), Aikman threw for an NFL rookie-record 379 yards at Phoenix (11/12). In that game against the Cardinals, he was knocked unconscious after rifling a 75-yard scoring strike to put Dallas up 20-17 with 1:43 remaining. Against the Rams (12/3), Aikman became the first Cowboys player since White in 1987 to throw four touchdown passes. The first rookie quarterback to start a season opener for Dallas since Roger Staubach in 1969, Aikman was named to most All-Rookie teams.

GAMES/STARTS (regular season, playoffs): 1989 (11/11); 1990 (15/15); 1991 (12/12, 1/0); 1992 (16/16, 3/3); 1993 (14/14, 3/3); 1994 (14/14, 2/2). Total - 82/82, 9/8.

COLLEGE: In two seasons at UCLA, Aikman completed 64.8 percent of his passes for 5,298 yards and 41 touchdowns while throwing only 17 interceptions. He finished his collegiate career as the third rated passer in NCAA history. The All-America led the Bruins to a 20-4 record, including wins in the 1987 Aloha Bowl and the 1989 Cotton Bowl. He transferred to UCLA after two seasons under Head Coach Barry Switzer at Oklahoma in 1984-85.

PERSONAL: Troy Kenneth Aikman grew up in Cerritos, CA, and earned all-state honors at Henryetta, OK, High School after his parents (Kenneth and Charlyn) moved the family when Troy was 12. In 1991, he pledged to match any funds raised to build a health and fitness center for the schools of Henryetta (pop. 6,000), where a street is named after him. Named Henryetta of the Year for 1992, Aikman also sponsors a scholarship at Henryetta H.S. for students who want to attend college but can't afford it. He also set up a permanently endowed scholarship at UCLA, where he majored in sociology. In 1992, he established the Troy Aikman Foundation, which benefits children's charities in the Dallas-Fort Worth area. The proceeds from his annual golf tournament, which he began in 1992, also go to his foundation, as well as the profits from a children's book he authored entitled *Things Change*, which was released in March of 1995. In the spring of 1995 the foundation made a donation to Children's Hospital of Dallas for funding of "Aikman's End Zone," a 2,500 square foot interactive playroom and education center for children staying at the hospital. In addition to his personal foundation activities, Aikman

has served on the Board of Stars for Children, the Irving, TX, Youth and Family Counseling Center and has been honorary chairman for numerous charitable fundraisers throughout the Metroplex. He has served on numerous charity projects throughout Oklahoma and is currently the Oklahoma Red Cross honorary chairman as well as a member of the advisory board for the Oklahoma Museum of Natural History. He also worked with Roger Staubach on a poster to benefit the Children's Medical Center of Dallas. In 1992, Aikman appeared on posters benefiting the USDA National and Texas State school lunch programs and is an advocate of the DARE program at numerous schools across the nation. Aikman also supports the West Texas Rehabilitation Center, American Cancer Society, Easter Seals Society, Happy Hills Farm, Special Olympics, Children's Miracle Network, Cook-Fort Worth Children's Hospital, Riverfest and Wednesday's Child, which helps find homes for orphans in the Dallas-Fort Worth area. Aikman also appeared in the Cowboys' United Way commercials from 1990-93. In March 1992, Troy sang in a celebrity choir during Farm Aid V, and in 1993, he recorded a country music single, Oklahoma Nights, on a compact disc titled Everybody Wants to Be a Cowboy. He was joined on the CD by Jay Novacek, special teams coach Joe Avezzano, who organized the effort, and former Cowboys Randy White and Walt Garrison. Troy has also made a number of guest appearances on network television shows including "The Tonight Show with Jay Leno," "The Late Show with David Letterman," "Live with Regis and Kathie Lee" and was a presenter at both the Country Music Awards in 1993 and the ESPN "ESPY" Awards in 1994. In March 1994, Troy played himself in an episode of the sit-com "Coach", and he also recorded a Logo Athletic commercial with his father as one of the extras. For the past four seasons, Aikman has been one of five finalists for the NFL Man of the Year, which honors players for their contributions to the community.

AIKMAN'S COWBOYS TOTALS

Passing

Year	Starting Record	Att.	Comp.	Yards	Pct.	TD	Int.	Long	Sacks/Yards	Rating
1989	0-11	293	155	1,749	52.9	9	18	751	19/155	55.7
1990	7-8	399	226	2,579	56.6	11	18	611	39/288	66.6
1991	7-5	363	237	2,754	65.3	11	10	61	32/224	86.7
1992	13-3	473	302	3,445	63.8	23	14	871	23/112	89.5
1993	11-3	392	271	3,100	69.1	15	6	801	26/153	99.0
1994	10-4	361	233	2,676	64.5	13	12	90	14/59	84.9
Totals	48-34	2,281	1,424	16,303	62.4	82	78	90	153/991	81.6

Playoffs

1991	0-0	16	11	114	68.8	0	1	25	3/26	63.0
1992	3-0	89	61	795	68.5	8	0	70	7/43	126.4
1993	3-0	82	61	686	74.4	5	3	35	7/28	104.0
1994	1-1	83	53	717	63.9	4	4	941	5/35	87.3
Totals	7-1	270	186	2,312	68.9	17	8	941	22/132	103.8

Rushing

Year	No.	Yds.	Avg.	Long	TD
1989	38	302	7.9	25	0
1990	40	172	4.3	20	1
1991	16	5	0.3	9	1
1992	37	105	2.8	19	1
1993	32	125	3.9	20	0
1994	30	62	2.1	13	1
Totals	193	771	4.0	25	4

Playoffs

1991	2	0	0.0	0	0
1992	9	38	4.2	19	0
1993	7	28	4.0	12	0
1994	2	11	5.5	9	0
Totals	20	77	3.9	19	0

SINGLE-GAME BESTS

Attempts — 45 vs. Buffalo, 9/12/93
 plays — 53 @ San Francisco, 1/15/95
 Completions — 31 @ Green Bay, 10/6/91
 plays — 30 @ San Francisco, 1/15/95
 Yards — 379 @ Phoenix, 11/12/89
 plays — 380 @ San Francisco, 1/15/95
 Completion Percentage — 85.7 @ Atlanta, 12/21/92
 plays — 76.7 vs. Green Bay, 1/8/95

Aikman, Single-Game Bests, Cont.

Long — 90 @ San Francisco, 11/13/94
 playoffs — 94t vs. Green Bay, 1/8/95
 Touchdowns — 4 vs. L.A. Rams, 12/3/89
 playoffs — 4 vs. Buffalo, 1/31/93
 Interceptions — 4 vs. Green Bay, 12/24/89
 playoffs — 3 @ San Francisco, 1/15/95
 Consecutive Completions — 13 @ Atlanta, 12/21/92
 Consec. Att. w/o Int. — 151, all 27 @ Phoenix, 9/19/93; all 23 vs. Green Bay, 10/3/93; all 28 @ Indianapolis, 10/10/93; all 35 vs. San Francisco, 10/17/93; all 19 @ Philadelphia, 10/31/93; all 13 vs. N.Y. Giants 11/7/93; first 6 vs. Miami, 11/25/93
 Rushing Attempts — 8 three times, last @ L.A. Raiders, 10/25/92
 playoffs — 3 twice, vs. Buffalo, 1/31/93 and vs. San Francisco, 1/23/94
 Rushing Yards — 71 vs. Miami, 11/19/89
 playoffs — 28 vs. Buffalo, 1/31/93
 Long Rush — 25 @ Philadelphia, 12/10/89
 playoffs — 19 vs. Buffalo, 1/31/93

AIKMAN GAME-BY-GAME

	1989							Sacks/ Yards
	Att.	Comp.	Yards	Pct.	TD	Int.	Long	
L-@ New Orleans 9/10	35	17	180	48.6	0	2	24	2/30
L-@ Atlanta 9/17	23	13	241	56.5	1	2	65t	0/0
L-Washington 9/24	21	6	83	28.6	0	2	36	4/27
L-N.Y. Giants 10/1	6	1	11	16.7	0	0	11	0/0
L-@ Green Bay 10/8								
L-San Francisco 10/15								
L-@ Kansas City 10/22								
L-Phoenix 10/29								
W-@ Washington 11/5								
L-@ Phoenix 11/12	40	21	379	52.5	2	2	75t	1/12
L-Miami 11/19	33	25	261	75.8	1	1	21	0/0
L-Philadelphia 11/23	21	7	54	33.3	0	3	13	1/1
L-L.A. Rams 12/3	34	19	179	55.9	4	1	35t	2/14
L-@ Philadelphia 12/10	30	17	152	56.7	1	0	21	5/45
L-@ N.Y. Giants 12/16	22	11	84	50.0	0	1	22	2/17
L-Green Bay 12/24	28	18	125	64.3	0	4	21	2/9
	1990							
W-San Diego 9/9	29	13	193	44.8	1	1	28t	5/32
L-N.Y. Giants 9/16	18	10	109	55.6	0	2	25	2/13
L-@ Washington 9/23	43	23	207	53.5	0	2	20	8/64
L-@ N.Y. Giants 9/30	26	21	233	80.8	1	1	23	0/0
W-Tampa Bay 10/7	24	17	173	70.8	1	1	30	3/24
L-@ Phoenix 10/14	25	9	61	36.0	0	2	13	4/27
W-@ Tampa Bay 10/21	29	13	159	44.8	1	1	28t	2/14
L-Philadelphia 10/28	41	22	233	53.7	1	1	29t	2/18
L-@ N.Y. Jets 11/4	40	25	249	62.5	0	2	51	3/23
L-San Francisco 11/11	21	9	96	42.9	0	1	26	2/16
W-@ L.A. Rams 11/18	32	17	303	53.1	3	1	61t	1/8
W-Washington 11/22	31	20	222	64.5	1	2	41	3/14
W-New Orleans 12/2	21	15	177	71.4	1	0	45	2/16
W-Phoenix 12/16	18	12	164	66.7	1	1	41	1/8
L-@ Philadelphia 12/23	1	0	0	0.0	0	0	0	1/11
L-@ Atlanta 12/30								
	DNP - shoulder							
	1991							
W-@ Cleveland 9/1	37	24	274	64.9	2	0	23	2/9
L-Washington 9/9	42	27	242	64.3	3	0	29	2/18
L-Philadelphia 9/15	25	11	112	44.0	0	3	27	11/67
W-@ Phoenix 9/22	20	12	150	60.0	0	0	26	1/11
W-N.Y. Giants 9/29	27	20	277	74.1	1	0	38	1/8
W-@ Green Bay 10/6	41	31	287	75.6	1	0	26	0/0
W-Cincinnati 10/13	22	14	276	63.6	1	2	61	1/12
L-@ Detroit 10/27	42	28	331	66.7	1	2	49	2/16
W-Phoenix 11/3	23	17	191	73.9	0	2	37	4/26
L-@ Houston 11/10	39	24	260	61.5	1	0	25	3/19
L-@ N.Y. Giants 11/17	25	16	150	64.0	0	0	22	1/8
W-@ Washington 11/24	20	13	204	65.0	1	1	39	4/30
W-Pittsburgh 11/28								
W-New Orleans 12/8								
W-@ Philadelphia 12/15								
W-Atlanta 12/22								
	DNP - knee							
	DNP - knee							
	DNP - knee							
	DNP - knee							
	PLAYOFFS							
W-@ Chicago 12/29								
L-@ Detroit 1/5/92	16	11	114	68.8	0	1	25	3/26

Aikman, Game-By-Game, Cont.

		1992						
W-Washington 9/7	31	18	216	58.1	1	2	29	0/0
W-@ N.Y. Giants 9/13	35	22	238	62.9	2	0	271	2/9
W-Phoenix 9/20	21	14	263	66.7	3	0	871	0/0
L-@ Philadelphia 10/5	38	19	256	50.0	0	2	59	4/25
W-Seattle 10/11	23	15	173	65.2	0	2	24	1/3
W-Kansas City 10/18	29	21	192	72.4	1	2	22	1/9
W-@ L.A. Raiders 10/25	25	16	234	64.0	0	0	52	5/27
W-Philadelphia 11/1	33	19	214	57.6	2	1	25	1/0
W-@ Detroit 11/8	25	16	214	64.0	1	1	57	0/0
L-L.A. Rams 11/15	37	22	272	59.5	0	0	49	1/3
W-@ Phoenix 11/22	36	25	237	69.4	2	1	371	0/0
W-N.Y. Giants 11/26	29	19	143	65.5	2	1	261	1/1
W-@ Denver 12/6	35	25	231	71.4	3	0	22	2/9
L-@ Washington 12/13	35	23	245	65.7	2	1	40	4/24
W-@ Atlanta 12/21	21	18	239	85.7	3	0	37	0/0
W-Chicago 12/27	20	10	78	50.0	0	0	13	1/2

PLAYOFFS

W-Philadelphia 1/10/93	25	15	200	60.0	2	0	41	2/14
W-@ San Francisco 1/17/93	34	24	322	70.6	2	0	70	4/27
W-Buffalo 1/31/93	30	22	273	73.3	4	0	45t	1/2

1993

L-@ Washington 9/6	29	17	267	58.6	2	0	80t	1/9
L-Buffalo 9/12	45	28	297	62.2	0	2	23	1/7
W-@ Phoenix 9/19	27	21	281	77.8	0	0	44	1/1
W-Green Bay 10/3	23	18	317	78.3	1	0	66	2/20
W-@ Indianapolis 10/10	28	21	245	75.0	1	0	30	2/14
W-San Francisco 10/17	35	21	243	60.0	1	0	36t	2/13
W-@ Philadelphia 10/31	19	9	96	47.4	0	0	21	2/11
W-N.Y. Giants 11/7	13	11	162	84.6	2	0	50t	2/12
W-Phoenix 11/14				DNP - hamstring				
L-@ Atlanta 11/21				DNP - hamstring				
L-Miami 11/25	43	28	181	65.1	1	1	19	0/0
W-Philadelphia 12/6	24	17	178	70.8	1	0	21	4/13
W-@ Minnesota 12/12	29	19	208	65.6	1	0	37	0/0
W-@ N.Y. Jets 12/18	27	21	252	77.8	2	3	42t	3/17
W-Washington 12/26	20	16	193	80.0	2	0	30	2/13
W-@ N.Y. Giants 1/2/94	30	24	180	80.0	1	0	22	4/23

PLAYOFFS

W-Green Bay 1/16/94	37	28	302	75.7	3	2	27	4/18
W-San Francisco 1/23/94	18	14	177	77.8	2	0	28	1/7
W-Buffalo 1/30/94	27	19	207	70.4	0	1	35	2/3

1994

W-@ Pittsburgh 9/4	32	21	245	65.6	1	1	38	0/0
W-Houston 9/11	25	14	228	56.0	1	1	53t	3/3
L-Detroit 9/19	39	26	220	66.7	1	0	20	2/14
W-@ Washington 10/2	28	20	181	71.4	1	1	46	0/0
W-Arizona 10/9	22	16	231	72.7	2	0	42	0/0
W-Philadelphia 10/16	23	12	156	52.2	2	1	18	2/3
W-@ Arizona 10/23	5	3	51	60.0	1	0	28	0/0
W-@ Cincinnati 10/30	33	20	272	60.6	2	1	46	0/0
W-N.Y. Giants 11/7	24	19	241	79.2	1	0	36	0/0
L-@ San Francisco 11/13	42	23	339	54.8	0	3	90	3/18
W-Washington 11/20	13	8	87	61.5	0	0	18	0/0
W-Green Bay 11/24				DNP - knee				
W-@ Philadelphia 12/4				DNP - knee				
L-Cleveland 12/10	36	21	188	58.3	1	2	18	2/11
W-@ New Orleans 12/19	28	21	175	75.0	0	2	22	0/0
L-@ N.Y. Giants 12/24	11	9	62	81.8	0	0	18	2/10

PLAYOFFS

W-Green Bay 1/8/95	30	23	337	76.7	2	1	94t	1/7
L-@ San Francisco 1/15/95	53	30	380	56.6	2	3	44t	4/28


Aikman's Regular Season Top 10

Passing Yards

379 - @ Phoenix (11/12/89)
339 - @ San Francisco (11/13/94)
331 - @ Detroit (10/27/91)
317 - vs. Green Bay (10/3/93)
303 - @ L.A. Rams (11/18/90)
297 - vs. Buffalo (9/12/93)
287 - @ Green Bay (10/6/91)
281 - @ Phoenix (9/19/93)
277 - vs. N.Y. Giants (9/29/91)
276 - vs. Cincinnati (10/13/91)

Completion Percentage (min. 20 atts.)

85.7 - @ Atlanta (12/21/92) (18-21)
80.8 - @ N.Y. Giants (9/30/90) (21-26)
80.0 - vs. Washington (12/26/93) (16-20)
80.0 - @ N.Y. Giants (1/2/94) (24-30)
79.2 - vs. N.Y. Giants (11/7/94) (19-24)
78.3 - vs. Green Bay (10/3/93) (18-23)
77.8 - @ Phoenix (9/19/93) (21-27)
77.8 - @ N.Y. Jets (12/18/93) (21-27)
75.8 - vs. Miami (11/19/89) (25-33)
75.6 - @ Green Bay (10/6/91) (31-41)



Larry Allen

Guard/Tackle

6'3" ★ 325 ★ 11/27/71

Sonoma State

D-2 for '94 ★ 2nd Year



PRO: When Larry Allen was drafted out of Sonoma State in 1994, everyone hoped he would fulfill the same promise of Erik Williams, another small school offensive line product that has made it in the NFL for Dallas. What no one expected was that Allen would be forced into Williams' spot at right tackle mid-way through his rookie season and perform beyond expectations. "I don't think anyone realizes the job Larry did for us last year," said Cowboys' quarterback Troy Aikman. "To step in as a rookie and play the way he did is impressive." In 1995, the Cowboys hope to have Allen lining up next to Williams at right guard instead of in place of him.


1994: Allen began his rookie season quietly, seeing action as a third tight end in short yardage situations through the first three games of the season, but in the first quarter at Washington (10/2), he was forced into the spotlight at left tackle when Mark Tuinei suffered back spasms. He performed like a proven veteran, despite being just four games removed from Sonoma State, and received a game ball for his play, which included a key block on Emmitt Smith's second touchdown run. He also helped hold the Redskins without a sack on the day. The next week against the Cardinals (10/9), Allen earned his first NFL start, lining up at left tackle for Tuinei. It was the first time a rookie offensive lineman had started for Dallas since Nov. 24, 1991 when Williams started at right tackle against Washington. While lining up against Clyde Simmons on most downs, Allen limited him to five tackles and no sacks, and as a group, the offensive line did not allow a sack in 28 pass attempts, as the Cowboys rolled to a 38-3 win. Allen returned to spot duty the next two weeks, but early in the morning on Oct. 24, the biggest event in Allen's short career took place. Williams was injured in an automobile accident and lost for the season. Allen moved into the starting lineup at Williams' right tackle spot for good at Cincinnati (10/30). The following week he was part of an offensive line that helped Dallas amass 450 total yards against the N.Y. Giants (11/7). Both he and Tuinei received game balls for their blocking in the Monday night victory at New Orleans (12/19), a game in which the Saints were held without a sack. With 10 regular season starts, Allen tied Burton Lawless (1975) and Kevin Gogan (1987) for the most starts on the offensive line as a rookie in club history. On his way to garnering consensus all-rookie honors, Allen helped the Dallas offensive line establish a new team record by allowing just 20 sacks — for losses totaling just 93 yards. Dallas led the NFL by allowing the fewest yards in sacks (93) and the Cowboys were fourth in fewest sacks allowed. Emmitt Smith finished the year ranked third in the NFL rushing race with 1,484 yards, and the Cowboys were fifth in the NFL in rushing yards per game, averaging 122.1 yards. In the playoffs, Allen received a game ball against Green Bay (1/8/95) when the Dallas offense picked up 450 total yards and Troy Aikman completed 23-of-30 passes for 337 yards. In that game, he sprained his left ankle, but returned to action. In the NFC Championship Game at San Francisco (1/15/95), he struggled through three quarters on the injured ankle before leaving the game. Allen was the first player ever drafted from Sonoma State. Taken in the second round (46th overall), it marked the first time since 1981 Dallas had taken an offensive lineman that high and gave Allen the distinction of being the highest draft choice among current Dallas offensive linemen.

GAMES/STARTS (regular season, playoffs): 1994 (16/10, 2/2).

COLLEGE: Allen began his college career at Butte Junior College in Oroville, Calif., from 1989-90. After a year off, he enrolled at Sonoma State, a Division II school located 45 miles north of San Francisco. In his two years with the Cossacks, Allen gave up just

one sack and became the cornerstone of the Sonoma State line that established a number of school records on offense. During his senior year, Sonoma State set a mark with 334 yards rushing, including two separate 100-yard rushers, against Cal-State Hayward. A two-time All-America selection, Allen participated in the East-West Shrine Game and the Senior Bowl. In 1992, the Cossacks were primarily a passing team and established ten new school records — including most yards gained, most touchdown passes, best gain per completion, highest per game average and highest passing efficiency.

PERSONAL: A native of Los Angeles, Allen attended a different high school each of his four years of school, finishing at Vintage High School in Napa, CA. He lettered in football as a freshman at Centennial Senior High in Compton, CA. Larry and wife Janelle have a daughter, Jayla (12/15/94).



Reggie Barnes

Linebacker

6'1" ★ 240 ★ 10/23/69

Oklahoma

FA for '95 ★ 2nd Year



PRO: Reggie Barnes is a promising young player who will provide Dallas depth at linebacker and be an instant contributor on special teams in 1995. A dedicated and hard working athlete, Barnes has shown his determination to play in the NFL, making the 1993 Pittsburgh Steelers squad as an undrafted rookie free agent. The Cowboys will ask him to step in right away to fill the special teams void left by free agency departures.

1994: Barnes went to training camp with the Steelers in 1994, but was released prior to the start of the season. He signed with the Cowboys on Feb. 13, 1995 after sitting out the 1994 season.


1993: As a rookie free agent, Barnes saw action in all 16 games, mostly on special teams. He was one of only three rookies to see action in every game for the Steelers, and he finished second on the team with 13 special teams tackles. He also added 12 tackles, two passes defended and a quarterback pressure on defense. He started the season hot, recording nine special teams stops in the first six games, including two each at the L.A. Rams (9/12), Atlanta (9/27) and at home against San Diego (10/10). Over the next four games, he recorded ten tackles on defense with a season-high four stops at Cleveland (10/24) after replacing an injured Jerry Olsavsky. He followed that game with three tackles each at Cincinnati (11/7) and Denver (11/21). Against Seattle (12/26), he filled in at middle linebacker for an injured Greg Lloyd, and in the postseason, Barnes added a tackle against Kansas City (1/8/94) in the AFC First Round Playoff Game.

GAMES/STARTS (regular season, playoffs): 1993 (16/0, 1/0-Pit.). Total - 16/0, 1/0.

COLLEGE: A second-team All-Big Eight selection as a senior after recording 46 tackles and seven sacks in nine starts. As a junior, he was first team All-Big Eight with 73 tackles and nine sacks. He moved from outside linebacker to defensive end as a sophomore and made 43 tackles after getting 33 tackles as a freshman. Barnes earned a degree in organizational communication.

PERSONAL: Reginald Keith Barnes starred at South Grand Prairie, TX High School, a suburb of Dallas. He and wife Eulanda live in Dallas.

Year	BARNES' NFL TOTALS						
	Solo	Tackles Ast.	Tot.	Tkl/ Loss	QB Press.	Passes Def.	For. Fum.
1993 (Pit.)	4	8	12	—	1	2	0
Playoffs							
1993 (Pit.)	0	1	1	0	0	0	0



Bill Bates

Safety

6'1" ★ 210 ★ 6/6/61

Tennessee

FA for '83 ★ 13th Year



PRO: When it comes to unsung heroes and relentless determination, there has never been a more popular Dallas Cowboy than Bill Bates. One of the NFL's true success stories, Bates has been overcoming the odds his entire career, starting in 1983 when he made the team as a long shot rookie free agent. He immediately became a visible figure on the field with his ferocious special teams play. It was Bates' notoriety that helped propel the NFL into adding a spot on the Pro Bowl teams for special teams coverage players. Along with Mark Tuinei, Bates has the longest current tenure as a Cowboy, as both players enter their 13th season of service to the club this fall. Bates currently has more interceptions (14) and more tackles (654) as a Cowboy than any other member of the team's roster. Bates is also first among current players in career regular season games played as a Cowboy with 171. Named the team's special teams captain in 1990, he has personalized the importance of quality special teams play throughout his entire career.

1994: Bates' physical toughness might have been best illustrated last year when he suffered two separate fractures, yet missed only one game. He suffered a fractured left wrist in the fourth quarter of the overtime loss to Detroit (9/19), and he later fractured his right thumb — an injury that required surgery — at Philadelphia (12/4) in the victory that clinched the Cowboys NFC East Championship. Bates finished both games despite the injuries, and he sat out only the Cleveland game (12/10) which followed the Eagles contest. Bates closed the year as the team's second leading tackler on special teams with 26 stops. He was named the NFC Special Teams Player of the Week and received a game ball after recording four kicking game tackles against Philadelphia (10/16).

1993: After months of strenuous rehabilitation on a damaged left knee, Bates, as an 11 year veteran, played in his first Super Bowl (1/30/94). The trip to Atlanta was especially gratifying because Bates had missed the previous year's Super Bowl game with the career-threatening knee injury that brought a premature halt to his 1992 season. Returning to camp fully rehabilitated in 1993, Bates also returned to his role as the team leader in special teams tackles with 25. He was once again consistent and productive, both as the teams' special teams captain and as the middle linebacker in obvious nickel passing situations. He was the team's second leading interceptor with two enemy thefts: the first was on Thanksgiving Day (11/25), setting up a Cowboy scoring drive against the Dolphins; and the second came a week later in the closing seconds vs. Philadelphia (12/6) to seal the Cowboys 23-17 win over the Eagles. In addition to his defensive contributions, Bates recovered an onside kick at Atlanta (11/21).

1992: During the Super Bowl season of 1992, Bates had a streak of 79 straight games played snapped with a season ending injury in Week Five vs. Seattle (10/11). He suffered a torn anterior cruciate ligament in his left knee that required major surgery, marking the first serious injury of his colorful Cowboys career. At the time of his injury, he was in his usual place atop the Cowboys' special teams tackle chart with five, and although he was lost for the remainder of a special season, Bates' emotional brand of leadership was present on the Dallas sidelines all the way to the Super Bowl XXVII victory in Pasadena. The 1992 season marked only the third time in his career that Bates has not played in every single Dallas regular season game.

1991: His leadership and intelligence helped the Dallas special teams become one of the NFL's finest. Bates finished second on the team in special teams tackles with 22 stops. He was also on the field for more special teams plays than any other Cowboy play-

er in 1991. His presence was felt on defense as a visible member of the Dallas nickel package at the middle linebacker position, picking up 28 solo tackles and five passes defended. His seven tackles (all solos) in the season opener at Cleveland (9/1) tied for the Dallas team lead and marked Bates' highest individual tackle performance since 1989. He registered fumble recoveries on the punt coverage unit in back-to-back games against Phoenix (11/3) and Houston (11/10). His recovery at the Oiler 10-yard line set up a Michael Irvin touchdown reception that sent the game into overtime. Bates tied for the team lead in fumbles recovered with two, and he also forced a key Eagles fumble in the Cowboys' playoff clinching win in Philadelphia (12/15). His last minute interception at Chicago's Soldier Field (12/29) preserved Dallas' 17-13 win in the team's triumphant return to the playoffs after a six year absence.

1990: Prior to the start of the season, Bates was named Dallas' special teams captain by Head Coach Jimmy Johnson. Bates led the Cowboys in special teams tackles with 23. He made the big special teams play in the season opening win over San Diego (9/9). His heads-up tackle on a fourth quarter fake punt attempt by the Chargers set the Cowboys offense up for the game winning drive. He also tied for second on the team in passes defended (seven) at the middle linebacker post in nickel situations. Bates forced two fumbles in 1990 and picked up his 12th career pass interception at Tampa Bay (10/21) — a fourth quarter theft that preserved the Cowboys third win of the season.

1989: Bates led the Cowboys in special teams tackles with 19 stops — a margin that eclipsed his closest teammate by five tackles. He also helped preserve the Cowboys only victory of the season with his lone interception of the year at Washington (11/5).

1988: In the only season of his career in which he registered 16 starts, Bates was the Cowboys team leader in solo tackles with a career-best 85 stops. He also enjoyed a career-high 124 total tackles that season.

1987: He registered his second highest season total for interceptions with three — for 28 yards in return yardage. For the second straight season, he led all Dallas defensive backs in sacks with three.

1986: Bates became the Cowboys starting strong safety in 1986 — a position he held for three straight seasons — and he started all 15 games in which he played that year. He led all Dallas defensive backs in sacks with 2.5.

1985: For the third consecutive year, Bates led all non-starters in tackles with 84. He was also the team leader in punt returns, registering a 6.9 yard average on 22 attempts. Bates recorded a career-high four interceptions and forced two fumbles on the year.

1984: As a second year NFL player, Bates became the first NFC player to be named to the Pro Bowl as a designated special teams performer. He was also named the NFL's Special Teams Player of the Year by the NFL Alumni Association. He collected a career-high five quarterback sacks, while leading all non-starters in tackles with 52 stops.

1983: After beating the odds to make the squad as an unheralded free agent, Bates was named the NFL Special Teams Player of the Year by the NFL Alumni Association. Bates collected his first career interception at St. Louis (9/11), and returned that theft of Cardinal QB Jim Hart 29 yards. Bates earned his first career start at strong safety in a Week 14 win at Seattle (12/4). He led all non-starters in tackles with 84 stops on the season. He also picked up his first career playoff start in the game against the Rams (12/26). Bates had 10 total tackles that day in Los Angeles.

GAMES/STARTS (regular season, playoffs): 1983 (16/1, 1/1), 1984 (12/2), 1985 (16/0, 1/0), 1986 (15/15), 1987 (12/11), 1988 (16/16), 1989 (16/0), 1990 (16/0), 1991 (16/0, 2/0), 1992 (5/0), 1993 (16/0, 3/0), 1994 (15/0, 2/0). Total - 171/45, 9/1.

COLLEGE: Bates was a four-year starting safety at Tennessee. He was named second-team All-Southeastern Conference his junior and senior seasons. Bates developed a reputation as the Vols' hardest hitter and surest tackler. He intercepted nine passes and recovered six fumbles in his career.

PERSONAL: William Frederick Bates was born and raised in Knoxville, Tenn., where he starred in football, basketball and as a sprinter on the track team at Farragut High School. He was all-state in football and basketball. A 1985 NFL Man of the Year finalist, Bill supports the United Way, the Boys Clubs, the Special Olympics, the March of Dimes and other non-profit organizations. He serves as honorary chairman of the annual Wednesday's Child golf tournament benefiting Dallas-area orphans and of the Keystone

Academy golf tournament for the learning disabled. Bill is also active in Fellowship of Christian Athletes. He and wife Denise, a fashion model, live in Dallas. Bill was named the winner of the Bob Lilly Award in 1990, 1991, 1993 and 1994. The Lilly Award is selected by a vote of the fans and annually goes to the Cowboys player who displays leadership and character on and off the field. The Bates family ranch, north of Dallas, has been the setting for annual Cowboys pep rallies that have drawn thousands of fans in each of the Cowboys last three playoff trips. Their family includes triplets Graham William, Brianna Gail and Hunter James (5/24/89) and Tanner Forest (2/18/91). The Bates family attends Park Cities Baptist Church in Dallas.

BATES' COWBOYS TOTALS												
Year	Tackles			Sacks	Tkl/ Loss	QB Press.	Passes Def.	For. Fum.	Special Teams			
	Solo	Ast	Tot.						Solo	Ast. - Tot.		
1983	54	30	84	4	-	-	4	1	-	-	-	
1984	38	14	52	5	-	-	6	2	-	-	-	
1985	38	13	51	1	-	-	3	2	-	-	-	
1986	50	37	87	2	1/2	-	7	1	-	-	-	
1987	46	35	81	3	-	-	4	1	9	5	14	
1988	85	39	124	1/2	-	-	6	0	11	11	22	
1989	24	10	34	0	-	2	3	0	14	5	19	
1990	29	22	51	0	-	3	7	2	15	8	23	
1991	28	5	33	0	1(-3)	3	5	1	12	10	22	
1992	5	6	11	0	0	0	0	0	5	0	5	
1993	19	9	28	0	0	0	6	0	9	16	25	
1994	10	8	18	1	0	1	1	0	15	11	26	
Totals	426	228	654	17	1(-3)	9	52	10	90	66	156	
Playoffs												
1983	9	1	10	1	-	-	0	0	-	-	-	
1985	1	0	1	0	-	-	0	0	-	-	-	
1991	5	3	8	0	0	0	1	1	2	1	3	
1993	8	5	13	0	0	0	1	0	2	5	7	
1994	2	2	4	0	0	0	0	0	1	0	1	
Totals	25	11	36	1	0	0	2	1	5	6	11	
Pass Interceptions												
Year	No.	Yds.	Avg.	Long	TD							
1983	1	29	29.0	29	0							
1984	1	3	3.0	3	0							
1985	4	15	3.8	8	0							
1987	3	28	9.3	28	0							
1988	1	0	0.0	0	0							
1989	1	18	18.0	18	0							
1990	1	4	4.0	4	0							
1993	2	25	12.5	22	0							
Totals	14	122	8.7	29	0							
Opponents' Fumbles Recovered												
Year	No.	Yds.	Avg.	Long	TD							
1983	2	0	0.0	0	0							
1984	1	0	0.0	0	0							
1988	1	0	0.0	0	0							
1991	2	0	0.0	0	0							
1993	1	0	0.0	0	0							
Totals	7	0	0.0	0	0							
Single-Game Bests												
Total Tackles — 14 vs. N.Y. Giants, 9/18/88												
Solo Tackles — 11 vs. Cincinnati, 11/20/88												
Assists — 8 vs. Washington, 10/9/88												
Sacks — 2 twice, vs. New England, 11/22/84 and @ Philadelphia, 10/19/86												
Interceptions — 2 @ N.Y. Giants, 9/20/87												
Punt Returns												
Year	No.	FC	Yds.	Avg.	Long	TD						
1985	22	6	152	6.9	21	0						



Chris Boniol

Placekicker

5'11" ★ 159 ★ 12/9/71

Louisiana Tech

FA for '94 ★ 2nd Year

18

PRO: The 1994 season marked a new beginning for the Dallas Cowboys with Barry Switzer taking over the reins of the club. A much quieter, yet highly significant change also took place at kicker, where rookie free agent Chris Boniol won the place-kicking job

during training camp. Dallas signed Boniol on April 28 to compete for the job left vacant by the free agent departure of Eddie Murray to Philadelphia. Following a preseason in which he was five-of-six on field goals and hit all seven extra points, Boniol was awarded the job, joining Ken Willis and Lin Elliott as Dallas' third rookie-free agent kicker since 1990. He also became the sixth Dallas kicker since 1989. Boniol proved to be yet another rough stone that kicking coach Steve Hoffman polished into a gem when he went on to lead all NFL rookies in scoring and field goals.

1994: Boniol opened his rookie campaign by quickly squashing any doubts people might have had about his nerve or ability. In his first NFL game, the season opener at Pittsburgh (9/4), he hit a season-high four field goals and two extra points as the Cowboys claimed a 26-9 win for their first victory in Pittsburgh since 1969. His 14 points were the most ever by a rookie kicker in his Dallas debut. Boniol went on to hit his first nine-straight career field goal attempts, the second-longest streak of consecutive field goals made by a kicker in club history. He also finished sixth in the NFC in field goal percentage at 75.8% (22-of-29), breaking Willis' club rookie-record of 72.0% in the process. From 40-yards-or-less, Boniol was 16-of-19 (84.2%) and at Texas Stadium he hit 10-of-12 (83.3%). His 22 successful field goals were two shy of the rookie mark of 24 set by Elliott in 1992. At RFK Stadium (10/2), Boniol connected on his ninth-straight field goal when he hit a career-long 47-yard field goal that hit the crossbar and bounced through. That kick followed a 28-yarder that hit the left upright and bounced through earlier in the game. The next week against Arizona (10/9) he missed the first field goal of his career but did connect on a career-high five extra points. When the Cowboys traveled to Cincinnati (10/30), Boniol was called upon to hit his first game-winning field goal when he kicked a 38-yarder with 5:00 left in Dallas' 23-20 win. In the Cowboys 38-10 win on Monday night against the Giants (11/7), Boniol tied his career-high with five extra points. In the Thanksgiving Day game against Green Bay (11/24), Boniol hit all three field goals, including key kicks when Dallas was behind 10-0 and 17-3 and up 39-31 in the final minutes of the 42-31 come-from-behind win. For the season, Boniol amassed 114 points, which fell just shy of the club rookie-record of 119 established by Elliott in 1992. His total was good for third in the NFC and sixth in the NFL in scoring among kickers. A deceptively strong legged kicker, Boniol averaged 61.2 yards (inside 9-yard line) on 83 kickoffs, including two touchbacks. Boniol opened his first postseason campaign by hitting a career-high tying five extra points in Dallas' 35-9 win over Green Bay (1/8/95).

GAMES/STARTS (regular season, playoffs): 1994 (16/0, 2/0).

COLLEGE: The holder of virtually every kicking record at Louisiana Tech, Boniol ended his collegiate career third on the school's all-time leading scorer list, second among kickers, with 255 points. He led the team in scoring three of his four years at Tech and was 50-of-81 on field goals (.617), including five from over 50 yards. As a senior, he led the team in scoring with 57 points and provided the only scoring in three of 11 games. Against Northern Illinois, Boniol's 26-yard field goal proved to be the winning margin in a 17-16 Bulldogs win. During his four years at Louisiana Tech, he won or tied five games in the final seconds. As a junior, Boniol gave the Bulldogs their first-ever victory over a Southwest Conference opponent when his 30-yard field goal on the last play of the game beat Baylor 10-9. As a sophomore, he connected on a 54-yarder on the final play of the game to help Tech beat Eastern Michigan 17-14. He also tied the South Carolina contest with two seconds left on a 38-yard kick. Boniol started his collegiate career by hitting 17-of-24 field goals and 38-of-39 extra points. In his second collegiate game, Boniol hit a career-long 55-yard field goal, the second longest in school history. In the 1990 Independence Bowl, his 29-yard field goal on the game's final play gave the Bulldogs a 34-34 tie with Maryland.

PERSONAL: Boniol hit 10-of-18 career field goals and 113-of-121 extra points at Alexandria Senior High School during his career. As a senior, he hit 34-of-35 PAT's and a 47-yard field goal while averaging 41.8 yards per punt. His father, Don, coached A.S.H. to a state baseball championship with Chris as the catcher. He majored in psychology at Louisiana Tech. Chris served as an escort for the Children's Cancer Fund Fashion Show in 1995 and also supported the Exchange Club Center for the Prevention of Child Abuse in Dallas/Ft. Worth, serving as a celebrity waiter.

BONIOL'S COWBOYS TOTALS

Year	Scoring				Points	
	PAT	FG	Long			
1994	48-48	22-29	47		114	
Playoffs						
1994	9-9	0-1	-		9	
Year	Field Goal Accuracy				Total	Pct.
	19-29	30-39	40-49	50+		
1994	6-7	10-12	6-9	0-1	22-29	.758
Playoffs						
1994	0-1	0-0	0-0	0-0	0-1	.000

SINGLE-GAME BESTS


Points — 14 @ Pittsburgh, 9/4/94

FGs — 4 @ Pittsburgh, 9/4/94

FG Att. — 4 twice, @ Pittsburgh, 9/4/94; and @ Cincinnati, 10/30/94

Long FG — 47 @ Washington, 10/2/94

PATs — 5 twice, vs. Arizona, 10/9/94; and vs. N.Y. Giants, 11/7/94



Larry Brown

Cornerback
5'11" ★ 186 ★ 11/30/69
TCU
D-12 for '91 ★ 5th Year


PRO: Much has been made of Larry Brown's ascent into the NFL. After being drafted by Dallas in the 12th-round in 1991 (the 57th defensive back taken), Brown worked his way into the starting lineup in only his fourth professional game, joining the likes of Cliff Harris, Everson Walls, and Bill Bates as secondary long-shots who have become Cowboys. Since his break through game in 1991, Brown has missed only two starts in the last three years. Teaming with left corner Kevin Smith, Brown forms half of one of the youngest pair of starting cornerbacks in the NFL. In the last three years, Brown and Smith have teamed to help establish the Dallas pass defense as one of the top groups in the league, finishing no lower than tenth in the NFL in pass defense any of those years. During that three year span, Brown ranks second on the team with 34 passes defended (Smith, 38) and third in interceptions with seven.

1994: Brown anchored the right corner in a Dallas defense that surrendered only 172.0 passing yards and 269.6 total yards per game, ranking first in the NFL in both categories. From his cornerback position, Brown finished third on the team with four interceptions and tied for third with 12 passes defended. He helped limit Pittsburgh's (9/4) wide receivers to seven receptions for 85 yards with coverage that allowed the Cowboys defense to record nine sacks. Brown was awarded a game ball by the coaches for three straight weeks in October. The first came at Washington (10/2) when he helped limit the Redskins starting wide receivers to no catches on 23 pass attempts, while he was in the game, including Henry Ellard, who entered the game leading the NFL in receiving yards. His second game ball was awarded for a two interception, two tackle and three passes defended effort vs. Arizona (10/9). Against Philadelphia (10/16) the next week, Brown, besides making five tackles and breaking up three passes, intercepted Randall Cunningham in the end zone with under a minute left in the game to preserve the Dallas victory. He had a season-high seven tackles at Philadelphia (12/4) and intercepted his fourth pass of the season a week later vs. Cleveland (12/10), thwarting a Browns scoring opportunity at the Cowboys 5-yard line. Brown added five tackles and two passes broken up to go along with his interception against the Browns. He has started 68 of the past 70 games at right cornerback, missing only starts at Washington (12/13/92) due to a sprained right knee and

at New Orleans (12/19/94) with a sprained left shoulder. The latter requiring off-season surgery on April 3, 1995, but Brown should be ready for the start of the 1995 season.

1993: Brown was a key player in a Dallas defense which held opponents to 194 yards per game through the air, 10th in the NFL, and limited opposing quarterbacks to 6.0 yards per pass attempt in 1993. In his third season in the starting lineup, Brown tied for second on the team with 11 passes defended. With seven tackles, Brown tied for the team lead vs. Buffalo (9/12). Twice in October Brown was responsible for helping the Dallas defense shut down one of the NFL's top receivers, limiting Green Bay's Sterling Sharpe to four receptions for 34 yards (10/3) and San Francisco's Jerry Rice to two receptions for 25 yards (10/17) until the final four minutes of the 26-17 Dallas victory. Against the 49ers, Brown also added seven tackles. Facing a season-high 46 pass attempts vs. Phoenix (11/17), Brown received a game ball from the coaching staff when he teamed with Smith to limit Cardinals' wide receivers to 12 receptions for 117 yards (9.8 yards per catch) and a long reception of 17 yards. Despite missing part of the second quarter with a bruised lower back, Brown posted a season-high eight tackles vs. Philadelphia (12/6). Later in the month, he led the team with a season-high three passes defended and added four tackles vs. Washington (12/26). In the postseason, Brown tied for the team lead with three passes defended and helped the Dallas pass defense limit opponents to 6.3 yards per attempt.

1992: His contributions at cornerback allowed the Dallas defense to post a league low 27.2 percent conversion rate on opponents third downs in 1992. For the season, Brown led the team in passes defended with 11, and his 30-yard interception return against Philadelphia (11/1) was the longest of the season for Dallas. With 61 tackles, Brown finished sixth on the team, second among defensive backs in that category, while also recording five special teams stops. The second week of the season, Brown had a season-high three passes defended against the Giants (9/13), and the following week he recorded seven tackles at home against the Cardinals (9/20). After spraining his right knee at Denver (12/6), Brown missed the Redskins game (12/13), ending a string of 28 straight starts at right cornerback. He came back the following week at Atlanta (12/21) to record seven tackles and recover a fumble that set up a touchdown as the Cowboys clinched the NFC East title. In the postseason, Brown finished second on the team in tackles, including a team-high nine tackles and a forced fumble that set up Dallas' first touchdown against San Francisco (1/17/93) in the NFC Championship Game. Against Buffalo (1/31/93) in Super Bowl XXVII, Brown recorded his second career-playoff interception and led the team with three passes defended.

1991: As a rookie, Brown far exceeded Cowboys expectations. Only the eighth 12th-round draft choice in Cowboys history to make the active roster, Brown finished the season eighth on the team in tackles with 68, third among defensive backs. At Phoenix (9/22) in the fourth week of the season, Brown broke into the starting lineup, becoming the first rookie to start at right cornerback since Dec. 21, 1987, when Ron Francis started against the L.A. Rams. The Phoenix game marked the first time in team history a 12th round draft choice started as a rookie and only the third time a 12th-rounder ever started a game for Dallas. For the season, Brown earned 13 starts and finished second on the team in passes defended with 18. Against Houston (11/10) Brown had a single-game career-high 11 tackles and the club's season-high for passes defended with four. Two weeks later against Washington (11/24) he recorded his first NFL interception, returning it 20 yards. In the playoffs, Brown led the team in passes defended with three, tied for fourth with 10 tackles and also intercepted a pass in the endzone against Chicago (12/29). Brown's play in 1991 earned him consensus all-rookie honors. He chose the uniform number 24 after making the team because of his admiration of former Cowboys cornerback Everson Walls who wore No. 24 for Dallas from 1981-89.


GAMES/STARTS (regular season, playoffs): 1991 (16/13, 2/2), 1992 (16/15, 3/3), 1993 (16/16, 3/3), 1994 (15/15, 2/2). Total - 63/59, 10/10.

COLLEGE: A two-year starter at cornerback for TCU, Brown recorded 75 tackles and led the team with 10 passes defended as a senior. He earned Most Valuable Player honors in the Blue-Gray All Star Game following his senior season. As a junior, Brown registered 27 tackles before suffering a season-ending foot injury in the fifth game of the year. Brown transferred to TCU after two years at Southwest Community College in Los Angeles.

where he was a standout in football and track, earning football all-league honors in 1988.

PERSONAL: Larry Brown was an All-City selection in both football and track at Los Angeles, CA, High School. In his spare time, he owns and runs Universal Vending in Fort Worth and has opened a restaurant in Grapevine, TX called Boxies Cafe, specializing in soups, salads and expresso. He received his bachelor's degree in criminal justice from TCU. He and wife Cheryl live in Colleyville with their daughter, Kristen (11/28/93).

BROWN'S COWBOYS TOTALS												
Year	Tackles			Tot.	Tkl/ Loss	QB Press.	Passes Def.	For. Fum.				
	Solo	Ast.	---									
1991	55	13	---	68	1(-1)	0	18	0				
1992	45	16	---	61	1(-3)	0	11	1				
1993	46	17	---	63	0	0	11	1				
1994	45	12	---	57	0	0	12	0				
Totals	191	58	---	249	2(-4)	0	52	2				
Playoffs												
1991	7	3	---	10	0	0	3	0				
1992	15	5	---	20	0	0	3	1				
1993	10	1	---	11	1(-2)	0	3	0				
1994	3	0	---	3	0	0	2	0				
Totals	35	9	---	44	1(-2)	0	11	1				
Opponents' Fumbles Recovered												
Year	No.	Yds.	Avg.	Long	TD							
1991	1	0	0.0	0	0							
1992	1	0	0.0	0	0							
Totals	2	0	0.0	0	0							
SINGLE-GAME BESTS												
Total Tackles — 11 @ Houston, 11/10/91												
Solo Tackles — 8 twice, @ Houston, 11/10/91; and vs. Philadelphia, 12/6/93												
Passes Defended — 4 @ Houston, 11/10/91												
Interceptions — 2 vs. Arizona, 10/9/94												



Shante Carver

Defensive End

6'5" ★ 242 ★ 2/12/71

Arizona State

D-1 for '94 ★ 2nd Year



PRO: As a rookie pass rushing defensive lineman on the NFL's top rated defensive unit, Shante Carver found the prospects of extended playing time very thin in 1994. Naging injuries, competition with established veteran stars and the natural adjustments of making the transition to the professional game were all a part of Carver's educational experience. As a second year player, the expectation level for Carver's contributions will be much greater. He has shown improvement in his physical strength and weight room work habits, and his opportunity to show his playing ability, in pressure situations, is just around the corner. Carver is an extremely quick, speed pass rusher who plays with great intensity.

1994: Carver saw the majority of his game action in the early portion of the season. He played in his first career NFL game in the season opening win at Pittsburgh (9/4). Carver was used in a limited capacity in close games against Houston (9/11) and Detroit (9/19), and he saw his most extensive playing time in mop-up duty at Washington (10/2). He recorded one solo tackle and one stop behind the line of scrimmage for a two yard loss at RFK. Carver finished his rookie season with five total tackles after playing in 10 of the team's 16 regular season games. In the preseason, he started two games and was the team's sack leader with four. He also led all Dallas defensive linemen in preseason tackles with 16. Carver was selected with the 23rd overall pick in the 1994 NFL Draft.

GAMES/STARTS (regular season, playoffs): 1994 (10/0, 0/0).

COLLEGE: As a senior in 1993, Carver was generally considered one of the nation's premier pass rushing talents as a standout performer in the pass-oriented Pacific-10 Conference. Carver recorded double-figure sack totals in each of his collegiate seasons: 10 as a freshman, 11 as a sophomore, 10 as a junior and 10 as a senior — closing out his Sun Devil career with 41 quarterback sacks for losses totaling 248 yards. In addition, he had 20-or-more quarterback pressures in all but his freshman year, while accounting for 59 tackles behind the line of scrimmage for losses totaling 299 yards. The most prolific pass rusher in Arizona State history, Carver had already shattered the school record for QB sacks by the end of his junior season. Following his senior season, he was an All-America selection, as well as being named All Pacific-10 Conference. Carver was his team's Defensive MVP in both his senior (1993) and junior (1992) seasons, while sharing the award as a sophomore in 1991. After being redshirted as a true freshman in 1989, Carver played in 44 straight games for the Sun Devils and started 34 of those games.

PERSONAL: Carver was a 1989 graduate of Lincoln High School in his hometown of Stockton, Calif. He played both defensive end and tight end at Lincoln and earned first-team all-state honors as a senior. He was also a fine basketball player in high school, who once collected 21 and 24 rebounds in consecutive games as a senior. Carver majored in criminal justice studies at Arizona State. His athletic exploits enabled him to earn a letter as a walk-on basketball player for the Sun Devils during the 1992-93 season. Carver hosted his first golf tournament May 25, 1995 in Stockton, CA. The proceeds from the tournament benefit the Pop Warner Youth Football program in Stockton.

CARVER'S COWBOYS TOTALS

Year	Solo	Tackles Ast.	Tot.	Sacks	Tkl/ Loss	QB Press.	Passes Def.	For. Fum.
1994.....	2	3	5	0	1(-2)	0	0	0



Lincoln Coleman

Running Back

6'1" ★ 239 ★ 8/12/69

Baylor

FA for '94 ★ 3rd Year



PRO: For the third straight year, Dallas native Lincoln Coleman will once again battle the odds of earning a roster spot as a backup running back to Emmitt Smith. Coleman, whose introduction to professional football came in the Arena Football League, has served as a Cowboys' reserve running back for nearly two full seasons, and his productivity and potential will once again be the subject of great examination at summer training camp this year. A hard running back with good size, Coleman's strength lies in running north and south. He has shown flashes of promise in his days in Dallas, but his ability to manage his weight and physical condition appear to be the factors that will best determine his future as a pro player.

1994: Coleman was active for 14 of the Cowboys 16 regular season games in 1994, and he played in 11 games overall. He was the primary backup to Smith for the first half of the season, but later gave way to Blair Thomas after Thomas' Nov. 30 acquisition. Coleman finished the season as the team's second leading rusher, behind Smith, with 180 yards on 64 carries. He saw his most extensive career action in Weeks Four and Five as Smith was bothered with hamstring problems. Coleman replaced the injured Smith (right hamstring) in the second quarter of the Washington game (10/2) at RFK. He responded with 22 carries for a game-high 74 yards — both of those figures were individual career highs. Coleman also added a second quarter touchdown run of seven

yards in the Cowboys 34-7 win. The following week, Coleman relieved the still hobbled Smith late in the first half of a 38-3 blowout of Arizona at Texas Stadium (10/9). For the second straight week, Coleman was the game's leading rusher with 48 yards on 20 carries. Coleman also put up career-high single game numbers for receptions (4) and receiving yardage (28) against the Cardinals that day. He saw his most extensive late-season action in the win over Washington (11/20), registering nine carries for 21 yards.

1993: In 1993, Coleman was the epitome of a classic "rags to riches" tale. The season began for Coleman at Reunion Arena, in downtown Dallas, as a member of the Dallas Texans of the Arena Football League. The season ended for Coleman at Super Bowl XXVIII in Atlanta as a member of the World Champion Dallas Cowboys and as the primary back-up to a three-time NFL rushing champion. In the summer months, Coleman led the Dallas Texans in rushing with 148 yards and five touchdowns before joining the Cowboys halfway through training camp (Aug. 12). He was released by the Cowboys on the final cutdown date of Aug. 30 and then promptly re-signed to the team's practice squad on Sept. 1. He became a member of the active roster on Nov. 17, and within a week, he was carrying the football for the World Champions on a nationally televised Thanksgiving Day game against Miami (11/25). Coleman was pressed into action as Smith was recovering from a deep thigh bruise that he suffered the prior Sunday in Atlanta (11/21). For Coleman's debut vs. the Dolphins, a bizarre Thanksgiving Day snow storm hit Dallas and turned the Texas Stadium playing surface into a sheet of ice. Enter Coleman, whose large frame and bruising running style was perfect for the conditions. The rookie unknown responded with 57 yards on 10 carries and a 5.7 yard average. Coleman would go on to carry the ball in each of the Cowboys remaining five regular season victories and rack up rushing totals of 132 yards on 34 carries for the season. He finished the year as the Cowboys third leading rusher, and he ranked second in rushing average (3.9 yards per carry). He scored rushing touchdowns at Minnesota (12/12), collecting 33 yards on 10 attempts, and against Washington (12/26). He also registered four receptions for 24 yards on the season.

GAMES/STARTS (regular season, playoffs): 1993 (7/0, 3/0), 1994 (11/0, 0/0). Total - 18/0, 3/0.

COLLEGE: Coleman began his college career at Notre Dame in 1987, where he had six carries for 20 yards as a running back and six tackles as a cornerback/safety. Following his freshman year, Coleman transferred to Baylor where he sat out the 1988 season due to NCAA eligibility requirements. As a sophomore, Coleman was the Bears second leading rusher with 368 yards and three touchdowns on 111 carries. Against the University of Houston he had a career-long 17 yard run. Coleman left school in the fall of his junior year due to academic reasons.

PERSONAL: Coleman earned all-state honors as a running back at Bryan Adams High School in Dallas, TX, where he rushed for 1,521 yards as a senior. He grew up across the street from Notre Dame's 1987 Heisman Trophy winner Tim Brown, and the two played sandlot football together in their east Dallas neighborhood. In 1991 and 1992, Coleman was a lot man at Home Depot in Richardson, TX, helping customers transfer their merchandise from the store to their cars. In the spring of 1993, Coleman worked on the loading docks at Marshall Fields department store. Coleman also had a brief stint as a semi-pro football player in the Dallas area. Lincoln has two distant cousins with successful NFL backgrounds, Everson Walls and Billy Sims (a Heisman Trophy winner under Head Coach Barry Switzer at Oklahoma).

COLEMAN'S COWBOYS TOTALS

Rushing						Receiving					
Year	No.	Yds.	Avg.	Long	TD	Year	No.	Yds.	Avg.	Long	TD
1993	34	132	3.9	16	2	1993	4	24	6.0	10	0
1994	64	180	2.8	13	1	1994	8	46	5.8	14	0
Totals	98	312	3.2	16	3	Totals	12	70	5.8	14	0
Playoffs						Playoffs					
1993	6	16	2.7	9	0	1993	2	6	3.0	6	0

SINGLE-GAME BESTS

Rush Yards — 74 @ Washington, 10/2/94
 Rush Attempts — 22 @ Washington, 10/2/94
 Long Rush — 16 vs. Miami, 11/25/93

Receptions — 4 vs. Arizona, 10/9/94
 Yards Receiving — 28 vs. Arizona, 10/9/94
 Long Reception — 14 vs. Arizona, 10/9/94



Ray Donaldson

Center

6'3" ★ 300 ★ 5/18/58

Georgia

FA for '95 ★ 16th Year



PRO: Ray Donaldson, signed by Dallas as a free agent on March 20, will be only the third full-time starting center in Dallas in the past 15 years. Donaldson, expected to fill the void left by Mark Stepnoski's free agency departure, is a symbol of consistency and dependability. He is one of only 94 players in NFL history to have played in at least 200 games, playing in 216 out of a possible 229 non-strike games — missing only 13 games because of a broken leg in 1991. Prior to the leg injury, Donaldson had played in 168 consecutive games, which would have been an Indianapolis Colts record, eclipsing Jerry Logan's 155 straight games from 1963-72, except for the three games missed during the 1987 strike. Four times during his career, Donaldson has not missed an offensive play during the season, and three times, his team has led the AFC in rushing.

1994: Donaldson, the Seahawks offensive captain, started all 16 games and did not miss an offensive play for the second consecutive season. He anchored Seattle's offensive line that led the Seahawks to a No. 2 ranking in the NFL and AFC with 2,084 rushing yards. Running back Chris Warren led the AFC with 1,545 yards, which placed him second in the NFL behind Barry Sanders. Donaldson started his 200th career game at Cleveland (12/24) in the season finale.

1993: Donaldson signed with Seattle on April 20 after being waived by Indianapolis, and he went on to start 16 games at center, not missing an offensive play all season. He anchored an offensive line that allowed the Seahawks to lead the AFC in rushing (2,015 yards) for the first time in franchise history, averaging 4.3 yards-per-carry in the process. Chris Warren headed the Seahawks rushing attack with 1,072 yards, ranking third in the AFC. Donaldson played in his 200th career game at Kansas City (1/2/94) in the season finale.

1992: He returned from his broken leg to start all 16 games for the Colts at center. It was the ninth time in his thirteen year career he had started all 16 games.

1991: Donaldson started the first three games in 1991 for the Colts before suffering a broken left fibula against the Raiders (9/15). He spent the remainder of the season on injured reserve, snapping his streak of 61 consecutive games played and started since the 1987 strike. It was the first time in his career Donaldson had missed a game due to an injury.

1990: He started all 16 games at center for Indianapolis on a young line in 1990.

1989: He started all 16 games and was voted a Pro Bowl starter for the third straight season (fourth appearance) while anchoring a Colts line that allowed the fourth-fewest sacks (28) in the NFL for the year.

1988: Donaldson, a team captain, started 16 games and missed his first offensive plays in three seasons when he missed the final two possessions against Buffalo (12/18) with a nerve injury in his shoulder. The Colts rushed for 2,249 yards as a team, tying them for second in the AFC and fourth in the NFL. He was named to his third straight Pro Bowl, his second consecutive appearance as a starter. Donaldson also garnered All-NFL honors from *College & Pro Football Newsweekly* and All-AFC honors from *Football News* and *Pro Football Weekly*.

1987: Donaldson started all 12 games played by the regulars during the strike season of 1987, and, for the second consecutive season, he did not miss an offensive play. The Colts rushing game surpassed 2,000 yards (2,143) for the fourth time in five seasons. The strike snapped his streak of 107 consecutive games played. He started the Colts

only playoff game at Cleveland (1/9/88) before starting in the Pro Bowl, his first start in two trips.

1986: He did not miss an offensive play all season while starting all 16 games. He was the only Colts player to participate in 100% of his plays. He was selected to represent the AFC as a reserve in his first Pro Bowl appearance.

1985: Serving as the Colts team captain, Donaldson started all 16 games at center and helped the Colts lead the AFC in rushing for the second time in three years with 2,439 yards. The Colts averaged 5.0 yards-per-carry and scored 22 rushing touchdowns on the season. Two Indianapolis runners (Randy McMillan and George Wonsley) finished the season ranked in the top 12 rushers in the AFC. The Donaldson anchored line decreased the number of sacks allowed by the Colts from 58 in 1984 to 35 in 1985.

1984: He started 16 games and anchored an offensive line that helped Indianapolis average 4.0 yards-per-carry. The Colts finished sixth in the AFC with 2,025 yards rushing. Donaldson also served as the Colts field goal unit deep snapper.

1983: Donaldson started 16 games at center and was named an alternate to the Pro Bowl. He was the backbone of the Colts offensive line which helped Indianapolis lead the AFC in rushing as a team with 2,695 yards (4.5 average). Curtis Dickey finished fifth in the AFC in rushing with 1,122 yards behind the Donaldson led line.

1982: He started all nine games of the strike shortened season at center, and he was tabbed as the top performer on the Colts offensive line.


1981: Donaldson moved into the starting lineup at center and started all 16 games. He also played on the Colts punt coverage unit, recording one tackle and one assist.

1980: Donaldson, who was drafted in the second round of the 1980 NFL Draft, played in all 16 games as a reserve center and offensive guard. He finished second on the team with seven special teams tackles.

GAMES/STARTS (regular season, playoffs): 1980 (16/0-Colts), 1981 (16/16-Colts), 1982 (9/9-Colts), 1983 (16/16-Colts), 1984 (16/16-Colts), 1985 (16/16-Colts), 1986 (16/16-Colts), 1987 (12/12, 1/1-Colts), 1988 (16/16-Colts), 1989 (16/16-Colts), 1990 (16/16-Colts), 1991 (3/3-Colts), 1992 (16/16-Colts), 1993 (16/16-Sea.), 1994 (16/16-Sea.). Total - 216/200, 1/1.

COLLEGE: After entering the University of Georgia as a linebacker, Donaldson made the switch to center during his sophomore year. From the center position, he was selected first-team All-America by Associated Press, *The Sporting News* and Newspaper Enterprise Association. He also played in the East-West Shrine Game and Senior Bowl following his senior season.

PERSONAL: Before majoring in education at Georgia, Donaldson attended East Rome High School in Rome, Georgia. He and his wife Eileen have two children, daughter Ashley (5/30/85) and son Nicholas (5/3/88).



Dixon Edwards

Linebacker

6'1" ★ 225 ★ 3/25/68

Michigan State

D-2 for '91 ★ 5th Year



PRO: Dixon Edwards, one of the most experienced members of the Cowboys starting linebacker corps with 32 regular season starts, is the prototypical Dallas linebacker. He has the speed to provide good pass coverage and the strength to stop the run. Since taking over the strongside linebacker job in 1993, he has accounted for 186 tackles. The only starts he has missed during the last two seasons occurred when Dallas opened in their "45" defense against Atlanta (11/21/93) and Houston (9/11/94). He has also proven

to be a durable player, playing in 70 consecutive regular and postseason games, missing only the first four games of his rookie season with a hamstring injury. Besides his excellent play at linebacker, Edwards is also a big contributor on the Cowboys special teams units, accounting for 46 special teams tackles during his career and finishing near the top of the Dallas special teams tackle chart each season.

1994: As the starting strongside linebacker, Edwards was a big reason the Dallas defense allowed only 269.6 yards per game and finished the season as the top ranked defense in the NFL. Edwards was third on the team with 104 tackles, eclipsing his career high of 82 set in 1993, and was also tenth with nine special teams tackles. He recorded nine stops five times — vs. Detroit (9/19), vs. Philadelphia (10/16), at Arizona (10/23), at Philadelphia (12/4) and vs. Cleveland (12/10) — each tying his career-high, before breaking that mark with eleven tackles at the N.Y. Giants (12/24). He opened the season with five tackles at Pittsburgh (9/4) while helping limit the Steelers offense to 126 total yards. The only game Edwards did not start was the next week against Houston (9/11) and their Run-and-Shoot offense. He received a game ball for his four tackles, one tackle for a loss, one quarterback pressure and one fumble recovery against the N.Y. Giants (11/7). He added a pass defended, one tackle for a loss and two special team tackles to his nine tackles at Philadelphia (12/4). His only sack of the season, at New Orleans (12/19), forced the Saints to kick a field goal after being inside the Dallas 10-yard line. Edwards accounted for 36 stops during the four game month of December, an average of nine per game. After recording six tackles in the Divisional Playoff Game vs. Green Bay (1/8/95), Edwards dislocated his right shoulder in the first quarter of the NFC Championship Game at San Francisco (1/15/94) and was unable to return to action. He underwent offseason surgery on the shoulder and should be ready for training camp.

1993: After spending his first two seasons as a reserve linebacker, Edwards moved into the starting lineup at strongside linebacker when Vinson Smith was traded to the Bears during training camp in 1993. He responded by finishing seventh on the team with 82 tackles and also made 12 special teams tackles, tops among starters. Only the Dallas nickel defense against the Atlanta Falcons' Red Gun offense prevented Edwards from starting every game. After earning two starts at weakside linebacker in 1991-92, Edwards recorded six tackles in his strongside debut at Washington (9/6) in the season opener. The next week against Buffalo (9/12), he tied for the team lead with six solo tackles. Edwards recorded seven more tackles at Indianapolis (10/10), and with six stops vs. San Francisco (10/17), his 1993 tackle total surpassed his career totals from 1991 and 1992 combined (18 tackles in 1991 and 10 tackles in 1992). Edwards earned his first career sack at Philadelphia (10/31) and also added five stops and forced a fumble. Later in the year against Philadelphia (12/6), Edwards recorded nine tackles to match his single-game career-high. Edwards teamed with Tony Tolbert to sack quarterback Jim McMahon on third-and-goal at the Cowboys two-yard line, killing a Viking drive at Minnesota (12/12). Against Green Bay (1/16/94) in his first playoff start, Edwards made three tackles and a tackle for a loss. He followed that performance with five tackles in the NFC Championship Game against San Francisco (1/23/94).

1992: Edwards saw most of his action on special teams and recorded 15 special teams tackles to rank second on the team. In the postseason, Edwards earned a game ball at San Francisco (1/17/93) when he forced a fumble on punt coverage at the 49ers' 22-yard line to set up a first-quarter field goal. On defense, he totaled 10 tackles as a back-up weakside linebacker, and made his only start of the season in place of injured Godfrey Myles at Phoenix (11/22) when Dallas went to a five defensive back alignment.

1991: In only 12 games as a rookie, he made 10 special team tackles to tie for fourth on the squad. When he received an opportunity to play with the regular defense in place of injured starting weakside linebacker Vinson Smith, against Cincinnati (10/3), Edwards had several impressive moments. He forced an incompletion while covering Pro Bowl running back James Brooks in the end zone on a third-and-goal from the one-yard line in the third quarter with Dallas holding a 21-17 lead. In the fourth quarter, Edwards, who finished the day with five tackles, returned his first career interception 36 yards for a touch-down to seal the Cowboys' 35-23 win. Against Phoenix (11/3) in his first NFL start, Edwards again made five tackles. He split time with Smith at weakside linebacker late in the season and in the postseason victory over Chicago (12/29). Edwards was hampered

in training camp by a hamstring injury that forced him onto injured reserve for the first four games of the season. Edwards was the fourth linebacker taken in the 1991 NFL Draft (Mike Croel, Denver; Alfred Williams, Cincinnati; Roman Phifer, Rams).

GAMES/STARTS (regular season, playoffs): 1991 (12/1, 2/0), 1992 (16/1, 3/0), 1993 (16/15, 3/3), 1994 (16/15, 2/2). Total - 60/32, 10/5.

COLLEGE: Named Michigan State's Co-Defensive Player of the Year as a senior, Edwards led the Spartans with a single-game career-high 16 tackles in their upset of then-No. 1 ranked Michigan. In his first season as a starter in 1989, Edwards finished second on the club in tackles and tied for the team lead in tackles for a loss to earn honorable mention All-America honors. Over one three-game stretch his junior year, Edwards tallied 14 tackles against Miami, 13 vs. Michigan and 14 against Iowa. The Spartans compiled a 31-14-3 record, earned at least a share of two Big 10 titles, and played in four bowl games during Edwards' collegiate career.

PERSONAL: Dixon Voldean Edwards III earned all-district honors as a tight end and defensive tackle at Aiken High School in Cincinnati, OH. His father, Dixon, Jr. played full-back at Marshall University from 1958-61. A building construction major at Michigan State, Dixon and wife Secola have twins — son, Dixon, IV, and daughter, Taylor (8/19/91).

EDWARD'S COWBOYS TOTALS

Year	Tackles			Sacks	Tkl/ Loss	QB Press.	Passes Def.	For. Fum.			
	Solo	Ast.	Tot.								
1991	10	8	18	0	0	0	2	0			
1992	5	5	10	0	0	1	1	0			
1993	42	40	82	1.5	1(-19)	1	1	2			
1994	59	45	104	1.0	5(-10)	2	3	2			
Totals	116	98	214	2.5	6(-29)	4	7	4			
Playoffs											
1992	5	1	6	0	0	0	0	0			
1993	7	2	9	0	1(-1)	0	0	0			
1994	2	6	8	0	0	0	1	0			
Totals	14	9	23	0	1(-1)	0	1	0			
Opponents' Fumbles Recovered					Pass Interceptions						
Year	No.	Yds.	Avg.	Long	TD	Year	No.	Yds.	Avg.	Long	TD
1993	1	0	0.0	0	0	1991	1	36	36.0	36	1
1994	1	21	21.0	21	0						
Totals	2	21	10.5	21	0						


SINGLE-GAME BESTS

Tackles — 11 @ N.Y. Giants, 12/24/94

Solo Tackles — 7 twice, @ Philadelphia, 12/4/94; and @ N.Y. Giants, 12/24/94

Assists — 8 vs. Cleveland, 12/10/94

Sacks — 1 twice, @ Philadelphia, 10/31/93; and @ New Orleans, 12/19/94



Floyd Fields

Safety

6'1" ★ 200 ★ 1/7/69

Arizona State

FA for '95 ★ 4th Year



PRO: A tough, hard-hitting safety who will provide Dallas veteran depth in the secondary, Floyd Fields was signed by the Cowboys on April 4, 1995. His ability to provide run support from the safety spot as a starter with San Diego in 1992 was one of the key skills Dallas coaches liked about Fields, along with his 16 starts in two seasons with the Chargers. He should contribute in the Dallas nickel and dime defensive packages, while providing the Cowboys a veteran defensive back who has proven playing experience.

1994: A restricted free agent with San Diego in 1994 until the Chargers withdrew their qualifying offer, Fields signed with Cleveland but was released on Aug. 22.

1993: Fields opened the 1993 season as the starting strong safety but after two games moved to a reserve role behind Darren Carrington for the remainder of the season. Used primarily as a back-up at safety, Fields excelled on special teams, finishing the year third on the team with seven special teams tackles. He was also an important part of the Chargers nickel defense, recording three tackles for the season.

1992: Fields moved into the starting lineup during the 1992 training camp and went on to start 14 of 16 games and both playoff games. He finished the year with 25 tackles, three passes defended and his first career interception. Against Cleveland (11/15), Fields posted a career-day, intercepting a Mike Tomczak pass and recording a regular-season high six tackles in the Chargers' 14-13 win. In the postseason, Fields led all defensive backs and was fifth on the team with seven tackles, all of which came in the Charger's AFC Divisional Playoff Game loss at Miami (1/10/93).


1991: A fifth-round draft choice (127th overall) of the Chargers in 1991, Fields landed on injured reserve Aug. 27 with a shin injury. He was activated to the practice squad on Nov. 28, and he was placed on the active roster Dec. 21. Fields saw his only action in the season finale against Denver (12/22), notching one special teams tackle.

GAMES/STARTS (regular season, playoffs): 1991 (1/0-S.D.), 1992 (16/14, 2/2-S.D.), 1993 (13/2-S.D.). Total - 30/16, 2/2.

COLLEGE: An All-America and preseason All-PAC 10 selection in 1990 at Arizona State, Fields recorded 156 tackles (105 solo), two interceptions, four passes defended, six forced fumbles and one fumble recovery in his four-year college career.

PERSONAL: Floyd Cornelius Fields was an all-state selection as a senior at Thornwood High School in South Holland, IL, when he caught 30 passes for 800 yards and picked off six passes. For his prep career Fields had 180 tackles, 22 sacks and 14 interceptions. Fields was a computer information systems major at Arizona State.

FIELDS' NFL TOTALS								
Year	Solo	Tackles			Tkl/Loss	QB Press.	Passes Def.	For. Fum.
		Ast.	Tot.	Tot.				
1991 (S.D.)	0	0	---	0	-	-	0	0
1992 (S.D.)	19	6	---	25	-	-	3	0
1993 (S.D.)	2	1	---	3	-	-	0	0
Totals	21	7	---	28	-	-	3	0
Playoffs								
1992 (S.D.)	6	1	---	7	0	0	0	1
SINGLE-GAME BESTS								
Year	Pass Int.	Yds.	Avg.	Long	TD	Tackles - 6 @ Cleveland, 11/15/92		
1992 (S.D.)	1	0	0.0	0	0	playoffs - 7 @ Miami, 1/10/93		



Cory Fleming

Wide Receiver

6'1" ★ 216 ★ 3/19/71

Tennessee

FA for '94 ★ 2nd Year



PRO: When talk turns to Dallas wide receivers, the adjectives that come up are tall, physical, and good jumpers. Already known as a gifted leaper, Cory Fleming, at 6-1, 216-pounds, has the size and strength Cowboys' coaches look for in a wide receiver — size and strength that makes him difficult to jam at the line of scrimmage. "Cory is big, with good jumping ability and built in the same mold as Michael Irvin and Alvin Harper," says Cowboys Head Coach Barry Switzer. With the departure of Harper to Tampa Bay in free agency, Fleming is now in a situation similar to the one he faced at Tennessee when

Harper was drafted by Dallas. With that opportunity, Fleming stepped into the Volunteers' lineup and went on to break a number of Harper's receiving marks.

1994: Originally a third round draft choice (87th overall) of San Francisco in 1994, Fleming was released on July 21 by the 49ers without ever signing a contract or attending training camp. He signed with Dallas on August 3 and earned a roster spot with his play in the preseason, when he recorded four receptions for 55 yards. Fleming saw his first regular season action against Detroit (9/19), but did not record a reception. He went on to suit up in five games, but the season finale at the New York Giants (12/24) was the only other game in which he saw action. Fleming was inactive for the other 11 games during the regular season, plus both postseason games.

GAMES/STARTS (regular season, playoffs): 1994 (2/0, 0/0).

COLLEGE: Fleming left Tennessee the career record holder with 18 touchdown receptions, breaking the mark of 16 by Harper (1987-90) and Tim McGee (1982-85). He finished his career ninth on the Volunteers' career reception list with 94 catches. As a senior, Fleming was second on the team with 39 catches for 596 yards (15.3 avg.) and a school single-season record 11 touchdowns, topping Harper's mark of eight. Against Georgia, he posted career-highs with seven catches for 105 yards and two touchdowns. In the Citrus Bowl against Penn State, Fleming got loose for seven receptions, 101 yards and a touchdown. In three career bowl games, he produced 14 receptions for 271 yards (19.4) and four touchdowns. As a junior, Fleming led the team with 40 receptions for 490 yards and two touchdowns. In addition, he tossed a 12-yard option pass to quarterback Heath Shuler against Kentucky. Fleming came up big in the Hall of Fame game against Boston College when he recorded five receptions for 102 yards, including touchdown grabs of 27 and 48 yards. He played in every game as a sophomore, catching 14 passes for 170 yards and five touchdowns. After redshirting in 1989, Fleming saw limited action as a freshman.

PERSONAL: Cory Lamont Fleming was born and raised in Nashville, TN, where he earned all-state honors at Stratford High School. As a quarterback, Fleming passed for 860 yards and six touchdowns while adding 400 yards and 11 scores on the ground as a senior. Selected the state's best back by the Atlanta Touchdown Club, he also earned honorable mention all-state honors in basketball as a junior, leading the state in rebounding with better than 15 boards per game, and he also lettered in track & field as a high jumper (6-10 1/2). Fleming majored in psychology at Tennessee. Cory and wife Tracey have two children: daughter TaCoria (11/22/91) and Cory Jr. (7/31/93).



Jason Garrett

Quarterback

6'2" ★ 195 ★ 3/28/66

Princeton

FA for '93 ★ 3rd Year



PRO: Jason Garrett, a standout at Princeton, went undrafted in the 1989 NFL Draft and spent the season on the New Orleans Saints practice squad. Of the 16 quarterbacks chosen in 1989, only five (Troy Aikman, Billy Joe Tolliver, Erik Wilhelm, Jeff Graham and Rodney Peete) were on NFL rosters in 1994. Garrett spent 1990 coaching at Princeton before playing in the World League and the Canadian Football League in 1991. After spending the 1992 season on the Cowboys practice squad, he has become valuable as a Dallas back-up quarterback for the last two seasons. This year, he will again provide Dallas valuable depth and experience at the number three quarterback spot behind Aikman and Wade Wilson.

1994: Although he suited out as the third quarterback most of the season, Garrett will

always be remembered for orchestrating a spectacular late November victory. After being inactive for the first ten games, he saw his first action of the season against Washington (11/20), replacing Aikman (sprained knee) and Rodney Peete (sprained thumb), who were injured during the game. Garrett was one-of-five for four yards finishing out the Dallas victory. In only his second NFL start, he led Dallas to a 42-31 come-from-behind victory vs. Green Bay (11/24) with a club record 36 second half points. He led the team to scores on six consecutive drives, including five straight second-half touchdowns, after the Packers had taken a 17-3 second quarter lead. He finished the day 15-of-26 for 311 yards, two touchdowns and one interception. For his effort, Garrett received a game ball from the coaches, earned NFC Offensive Player of the Week honors and was named the NFL/Miller Lite Player of the Week. He was inactive for two of the final four regular season games and both playoff games.

1993: Garrett moved onto the active roster in 1993, replacing departed back-up quarterback Steve Beuerlein behind Troy Aikman. His impressive performance during the preseason included 549 yards passing and three touchdowns, allowing him to move ahead of Hugh Millen on the depth chart. In the preseason game in London against Detroit (8/8), Garrett completed 16-of-23 passes for 190 yards, including a 53-yard touchdown. Garrett played in his first NFL regular-season game in the season opener at Washington (9/6), when he took over for the final series. His first critical playing time came in the middle of the third quarter vs. the N.Y. Giants (11/7), when Aikman strained his left hamstring. Garrett went on to orchestrate two scoring drives and completed five-of-six passes for 34 yards in his first playing time before the fourth quarter in his young NFL career. The following week against Phoenix (11/14), Garrett earned his first NFL start in the Cowboys 20-15 win. Garrett moved into the third quarterback spot and was deactivated for the final seven regular season games and all three postseason games with the mid-November signing of Bernie Kosar from Cleveland.

1992: Garrett attended training camp with Dallas in 1992, but he was released on the final roster cut, signing onto the practice squad the following day. Garrett had started the year with San Antonio of the World League, but was released from the squad so he could sign with Dallas.

1991: Garrett opened the World League season as the starting quarterback for the San Antonio Riders, but he suffered a separated shoulder in the season opener. He rebounded to complete 60-of-113 passes for 609 yards, with three touchdowns and three interceptions for the season. Following his World League season, he joined the Ottawa RoughRiders of the Canadian Football League for 13 games, seeing very limited action.

GAMES/STARTS (regular season, playoffs): 1993 (6/1, 0/0), 1994 (4/1, 0/0). Total - 10/2, 0/0

COLLEGE: An honorable mention All-America selection at Princeton as a senior, Garrett established NCAA Division 1-AA records for single-season completion percentage (68.2%) and lowest percentage of passes intercepted (1.0%). As the 1988 Ivy League Player of the Year, Garrett completed 204-of-299 passes for 2,217 yards, 12 touchdowns and three interceptions. Despite playing only two seasons at Princeton, Garrett finished his career second on the school's all-time passing list with 4,274 yards, including a career-high 309 yards on 25-of-31 passing against Lehigh as a junior.

PERSONAL: Garrett was an all-league safety and quarterback at University High School in Chagrin, OH. He also lettered in basketball and baseball, earning all-league honors in basketball. Born in Abington, PA, to Dallas Cowboys scout Jim Garrett, Jason and his family followed his father's coaching career with stops in Pennsylvania, Florida, Dallas, New Jersey, Houston, New Orleans and finally Cleveland. Jason has seven brothers and sisters, including Judd, a running back on the Cowboys practice squad in 1993, and John, an assistant coach with Cincinnati. Jason earned his degree in history from Princeton, where he met his wife, Brill, also a graduate of Princeton.




GARRETT'S COWBOYS TOTALS

Year	Passing							Sacks/ Yards	Rating
	Att.	Comp.	Yards	Pct.	TD	Int.	Long		
1993	19	9	61	47.4	0	0	16	1/6	54.9
1994	31	16	315	51.6	2	1	68	2/13	95.5
Totals	50	25	376	50.0	2	1	68	3/19	80.1

Year	Rushing				
	No.	Yds.	Avg.	Long	TD
1993	8	-8	-1.0	0	0
1994	3	-2	-0.7	0	0
Totals	11	-10	-0.9	0	0

SINGLE-GAME BESTS	
Passing Yards	— 311 vs. Green Bay, 11/24/94
Attempts	— 26 vs. Green Bay, 11/24/94
Completions	— 15 vs. Green Bay, 11/24/94
Touchdowns	— 2 vs. Green Bay, 11/24/94



Charles Haley

Defensive End
6'5" ★ 255 ★ 1/6/64

James Madison

T(SF) for '92 ★ 10th Year



PRO: One of the NFL's most gifted pass rushers, Charles Haley has been a mainstay on the Dallas defensive line since the Cowboys acquired him in a training camp trade in 1992. He is considered one of the major keys to Dallas finishing the 1992 and 1994 seasons with the NFL's top rated defensive unit. Haley has led his team in sacks in seven of his nine previous NFL seasons. His pass rushing ability is a relentless blend of speed, quickness, technique and intelligence. His presence on the field must always be accounted for by opposing offenses. Widely noted as an extremely fierce competitor, Haley also has a knack for making the big play. He has averaged 9.5 sacks per season and 2.5 forced fumbles in his nine NFL seasons. As a starter on Super Bowl contenders from the first day of his NFL career, Haley has played on eight playoff teams in nine years, and during that time, his teams have been victorious in 14 of 18 postseason games. His championship pedigree includes playing in six of the last seven NFC Championship Games and four of the last seven Super Bowls. He is one of just two active NFL players (Ronnie Lott) who own four Super Bowl rings. His 10 career postseason sacks place him third on the all-time playoff list behind Bruce Smith (12) and Richard Dent (10.5).

1994: Following off-season back surgery after Super Bowl XXVIII, a rejuvenated Haley enjoyed his finest season as a Cowboy, and one of his top years as a pro. A first-team All-Pro selection, Haley earned his fourth career Pro Bowl trip — his first as a Cowboy. Haley compiled his second-highest career sack total for a single season with a team-leading 12.5 (fourth best in the NFL). He also led the Cowboys in quarterback pressures (52) for the third straight year, while forcing more fumbles (3) than any other Dallas defender. While helping Dallas to the NFL's top ranking in overall defense, Haley was also the team leader in tackles behind the line of scrimmage with nine stops for losses totaling 22 yards. He set the tone for his brilliant play in 1994 in the season opening victory at Pittsburgh (9/4), recording a career-high four sacks of Steelers' quarterback Neil O'Donnell. That performance was the single-game best for sacks by any NFL player in 1994, and his performance that day earned Haley NFC Defensive Player of the Week honors. He enjoyed another outstanding day later in the year as the Cowboys clinched a third straight NFC East crown at Philadelphia (12/4). Haley received a game ball vs. the Eagles after registering three sacks, four quarterback pressures and five tackles. He also received a game ball for one of his finest games as a Cowboy in the Thanksgiving Day (11/24) win over Green Bay: six tackles, one sack and a career-high nine QB pressures. Haley started all 16 games for the first time since 1990. He underwent back surgery

(microscopic lumbar discectomy) on Feb. 8, 1994 to get relief from lower back ailments that had hampered him at times during his first two seasons with the Cowboys.

1993: While playing through a season of constant lower back pain, Haley had something special in the biggest games of the season. In his two outings against his old team (one of which was the NFC Championship Game), the 49ers, he accounted for six tackles, three sacks, five quarterback pressures and two forced fumbles. In his two games against the Buffalo Bills (one of which was Super Bowl XXVIII), Haley had nine tackles, nine quarterback pressures, a forced fumble and half a sack. When he was not making plays in the games that counted the most, Haley was fighting his way through disc problems in his lower back that landed him inactive for two games and held him out of the starting lineup in three others. In the critical situations, however, Haley's presence was always felt. He registered his season high for quarterback pressures (six) against Buffalo (9/12) and the Giants (11/7). He picked up his only multiple-sack game with two against the 49ers (10/17), and he picked up his first interception since his rookie season in the Divisional Playoff Game against Green Bay (1/9/94). For the year, Haley led the Cowboys in quarterback pressures (28) for the second straight season. He led the team in forced fumbles (three) and ranked fourth in sacks (four).

1992: Acquired in a trade with San Francisco on Aug. 27, Haley's impact on the Dallas pass rush in 1992 went a long way toward the Cowboys' No. 1 NFL ranking on defense and the team's Super Bowl XXVII win in Pasadena (1/31/93). His insertion into the Dallas line-up at right end helped Dallas move from a pass defense ranking of 23rd in the NFL in 1991 to fifth in 1992. Haley's tremendous speed and quickness from the outside also enabled the Cowboys to lead the entire NFL in shutting down opponents on third down conversion attempts. Dallas held opposing offenses to a success rate of just 27.2% on third down. He led the team in quarterback pressures (42), a figure that more than doubled his closest teammates, Leon Lett (19) and Tony Tolbert (19). Haley finished the season ranked third on the team in sacks with six, behind Jim Jeffcoat (10.5) and Tolbert (8.5). He started 13 of the 15 games in which he played in '92, missing the game at Phoenix (11/22) with a groin injury. He picked up his first start as a Cowboy against the Giants (9/13) after collecting his first Dallas sack, and forcing a fumble, the previous Monday night against Washington (9/7). Haley had a pair of sacks at Denver (12/6) and Washington (12/13) in '92. He had a season-high seven quarterback pressures in the playoff win over Philadelphia (1/10/93), and his single game high for tackles (six) came in the Super Bowl win over Buffalo.

1991: As the starting right outside linebacker in the 49ers' 3-4 defense, Haley opened the 1991 season with a sack in each of the first two games, then added a season-high seven tackles against Minnesota (9/15) in the third game. Later in the year in Philadelphia (10/27), he again recorded seven tackles while also adding three sacks. A left hamstring injury, suffered at New Orleans (11/10), forced him to miss the Phoenix game (11/17). Haley played in passing situations against the Rams (11/25), but he re-aggravated the injury the next week against the Saints and sat out the Seattle contest (12/8). He was voted to his second straight Pro Bowl (third overall) following the '91 season.

1990: Haley led the NFC and finished third in the NFL with a career-high 16 sacks to earn a starting spot at right outside linebacker in the 1991 Pro Bowl (second career selection). He recorded four multiple-sack games that season, including 11 tackles, two sacks, a pass defended and a forced fumble against Houston (10/7) to earn NFC Defensive Player of the Week honors. Haley also had two sacks against Pittsburgh (10/21) to boost him to NFC Defensive Player of the Month recognition. Haley registered his only career blocked kick by batting down a field goal against Washington (9/16).

1989: As a fourth year NFL veteran, Haley led the Super Bowl XXIV Champion 49ers in forced fumbles with three and tied for the team lead in sacks with 11.5. Against the Jets (10/29), he recorded a team-high 11 tackles, tied his career high with three sacks, batted down a pass and forced a fumble. Two weeks later, he returned a fumble three yards for his only career touchdown vs. Atlanta (11/12).

1988: Haley earned his first Pro Bowl selection while helping the 49ers to a Super Bowl XXIII win over Cincinnati. He led San Francisco in sacks for the third straight year with 11.5. In the season opener against New Orleans (9/4), Haley set up the winning field goal with a fumble recovery. Against Chicago (10/24) he had his first career three-sack

game, including one for a safety. He went on to earn NFC Defensive Player of the Month honors for October. In the NFC Championship Game against Chicago (1/8/89), he had five tackles and a fumble recovery. In the Super Bowl win over the Bengals (1/22/89), he had six tackles and two sacks.

1987: For the second consecutive season, Haley led the 49ers in sacks with six. He enjoyed his most productive day of the year against Chicago (12/14) with five tackles and a sack.

1986: Haley was selected in the fourth round (96th overall pick) by San Francisco in 1986. As a rookie, he led the 49ers in sacks with 12, the most ever by a San Francisco rookie. He also led all rookies in the NFC and was second in the NFL among rookies in sacks in 1986 — San Diego's Leslie O'Neal (12.5). Against Atlanta (10/19), he recorded his first NFL interception.

GAMES/STARTS (regular season, playoffs): 1986 (16/1, 1/0-S.F.), 1987 (12/2, 1/0-S.F.), 1988 (16/14, 3/3-S.F.), 1989 (16/16, 3/3-S.F.), 1990 (16/16, 2/2-S.F.), 1991 (14/14-S.F.), 1992 (15/13, 3/3), 1993 (14/11, 3/3), 1994 (16/16, 2/2). Total — 135/103, 18/16 (Dallas-45/40, 8/8).

COLLEGE: Haley led the team with 130-or-more tackles in each of his final three seasons at James Madison. As a senior, he earned Division II All-America recognition. While never missing a game in his collegiate career, Haley posted career numbers of 506 tackles, 17 sacks, two forced fumbles and three interceptions.

PERSONAL: Charles Lewis Haley starred in football, basketball and track at William Campbell High School in Naruna, Va. He and wife Karen have three children: Princess Kay (11/18/88), Charles, Jr. (10/12/90) and Brianna (1/15/94).

HALEY'S NFL TOTALS

Year	Tackles			Sacks	Tkl/ Loss	QB Press.	Passes Def.	For. Fum.
	Solo	Ast.	Tot.					
1986 (S.F.)	49	10	59	12	-	-	3	4
1987 (S.F.)	21	4	25	6 1/2	-	-	3	1
1988 (S.F.)	50	19	69	11 1/2	-	-	4	1
1989 (S.F.)	3	14	57	10 1/2	-	-	6	3
1990 (S.F.)	52	6	58	16	-	-	9	3
1991 (S.F.)	46	7	53	7	-	-	6	2
1992	21	18	39	6	2(3)	42	2	2
1993	30	11	41	4	6(-17)	28	2	3
1994	49	19	68	12 1/2	9(-22)	52	2	3
Totals	361	108	469	86	17(-42)	122	37	22

Year	Opponents' Fumbles Recovered			TD	Interceptions				
	No.	Yds.	Avg.		No.	Yds.	Avg.	Long	TD
1986 (S.F.)	2	1	0.5	3	1	-	-	0	0
1987 (S.F.)	1	1	1.0	2	1	-	-	0	0
1988 (S.F.)	15	1	0.07	16	3 1/2	-	-	1	0
1989 (S.F.)	5	1	0.2	6	1	-	-	2	0
1990 (S.F.)	5	1	0.2	6	1	-	-	2	0
1992	9	2	0.22	11	1	1(-4)	15	2	1
1993	4	1	0.25	5	1 1/2	0	8	3	1
1994	3	1	0.33	4	0	0	9	1	0
Totals	44	9	0.20	53	10	1(-4)	32	11	2

Year	Opponents' Fumbles Recovered				TD	Interceptions				
	No.	Yds.	Avg.	Long		No.	Yds.	Avg.	Long	TD
1986 (S.F.)	1	0	0.0	0	0	1	8	8.0	8	0
1988 (S.F.)	2	0	0.0	0	0	1	1	1.0	1	0
1989 (S.F.)	1	3	3.0	3t	1	1	1	1.0	1	0
1990 (S.F.)	1	0	0.0	0	0	1	1	1.0	1	0
1991 (S.F.)	1	3	3.0	3	0	1	1	1.0	1	0
1993	1	0	0.0	0	0	1	0	0.0	0	0
Totals	7	6	0.8	3	1	2	9	4.5	8	0

Year	No.	Yds.	Avg.	Long	TD
1988 (S.F.)	1	0	0.0	0	0

SINGLE-GAME BESTS

Total Tackles — 11 twice (S.F.) @ N.Y. Jets, 10/29/89 and (S.F.) @ Houston, 10/7/90

Solo Tackles — 9 @ New Orleans, 12/19/94


Assists — 4 vs. Seattle, 10/11/92

Sacks — 4 @ Pittsburgh, 9/4/94

Tackles for a loss — 3 @ San Francisco, 11/13/94

*QB Pressures — 9 vs. Green Bay, 11/24/94

*figure available for games with Dallas only



George Hegamin

Tackle

6'7" ★ 338 ★ 2/14/73

N. Carolina State

D-3 for '94 ★ 2nd Year




PRO: The 102nd player selected overall in the 1994 NFL Draft, George Hegamin was the first player from North Carolina State to be drafted by Dallas since running back Dwight Sullivan (fourth round) and tackle Todd Eckerson (tenth round) were selected in 1982. In only five years of playing organized football, Hegamin has been able to earn a reputation as a dominating blocker. This type of blocker, one who can help open holes for Emmitt Smith and serve as a bodyguard for Troy Aikman, is what the Cowboys are looking for to shore up an offensive line that allowed the fewest sacks in franchise history (20) in 1994. Hegamin has the potential to be just that kind of blocker.

1994: Looking for a backup to Erik Williams, Hegamin spent the preseason working at right tackle. Playing behind one of the best tackles in the NFL, he was inactive for the first seven games of the season before suiting up for his first professional game at Cincinnati (10/30). He saw his first game action the next week vs. the N.Y. Giants (11/7) and filled in during the fourth quarter for the injured Derek Kennard and Ron Stone two weeks later vs. Washington (11/20). Hegamin was de-activated for the remainder of the regular season and the playoffs.

GAMES/STARTS (regular season/playoffs): 1994 (2/0), (0/0)

COLLEGE: Redshirted as a freshman, Hegamin played on the scout team at defensive tackle, then made the move to offensive tackle during spring drills. As a redshirt freshman in 1992, Hegamin earned Freshman All-America honors and was named to the All-ACC second team. In 1993, Hegamin led a Wolfpack offensive line that surrendered only 14 sacks all season, the third lowest total in school history. Although he shared time at right tackle, Hegamin opened holes for an offense that averaged 397.1 yards and 24.6 points per game. He turned professional with two years of eligibility remaining in order to help his mother, who was diagnosed with cancer in 1993, pay her medical bills.

PERSONAL: A sociology major, Hegamin lettered in football at Camden, N.J., High School, where he played in his first organized football game as a junior. As a senior, he was named All-America honorable mention by *USA Today*. He also was an unanimous All-State first team pick as a defensive lineman.



Dale Hellestrae

Guard/Center

6'5" ★ 286 ★ 7/11/62

SMU

T(Rai) for '90 ★ 11th Year



PRO: While playing a position that only gets noticed when something goes wrong, Dale Hellestrae has provided consistent snaps for all extra points, field goals and punts over the last five seasons. Since his arrival, the Cowboys have not had a punt blocked or

a snap fumbled in 393 regular-season punts, and they have not had a fumbled snap in 190 field goal attempts. Playing in every game over the past five seasons, Hellestrae has provided Dallas with a very dependable offensive lineman and deep snapper.

1994: Last season, Hellestrae once again led the special teams units to lofty NFL rankings. Punter John Jett ranked sixth in the NFC with a 41.9 average, while rookie kicker Chris Boniol finished the year ranked fourth in the NFC and seventh in the NFL (among all players) with 114 points. After spending most of the preseason as the starting center for the injured Mark Stepnoski, Hellestrae saw action with the offensive unit in one quarter of Dallas' games. He saw fourth quarter action at center vs. Arizona (10/9) and took over at center in the third quarter vs. Philadelphia (10/16) when Stepnoski suffered a sprained left ankle. Hellestrae filled in at left guard and at right guard, in short yardage situations, after injuries hobbled Nate Newton and Derek Kennard vs. the N.Y. Giants (11/7). He also took over at left guard for Newton for a couple of plays vs. Washington (11/20). Hellestrae added five special team tackles to lead all non-defensive players.

1993: The Dallas special teams units were among the NFL's elite in a number of categories in 1993 as punter John Jett finished the season third in the NFC in net punting average (37.7), kicker Eddie Murray established a new Dallas single season record by hitting 28 field goals in only 14 games and Joe Avezzano was named 1993 Special Teams Coach of the Year by the NFL's special teams coaches. At the center of all these great performances was Hellestrae, the Cowboys deep snapper. Hellestrae, who ended the season with seven special team tackles to lead all non-defensive players, added two more tackles in the postseason.

1992: With Hellestrae at center, the Cowboys special teams flourished. Kicker Lin Elliott had the most points (119) by an NFL rookie in seven years, and punter Mike Saxon extended his regular-season string of consecutive punts without a block to 204. Hellestrae saw his only duty with the offensive unit when he played right guard against Chicago (12/27).

1991: He saw considerable action at center against Atlanta (12/22) when Mark Stepnoski was injured in the first half, playing an important role in Dallas' 31-27 come-from-behind victory.

1990: Hellestrae was acquired from the Los Angeles Raiders on Aug. 20, 1990, for the Cowboys' seventh round draft choice in 1991. Hellestrae, who has played every position on the offensive line during his pro career, backed up at both guard and center, while also deep snapping.

1989: He was signed as a Plan B free agent by the Raiders in February after four seasons with Buffalo, but he spent the 1989 season on injured reserve after breaking his leg in training camp.

1988: Hellestrae had his most productive year in 1988 when he started at right guard in the final two games of the season and in the Bills' two playoff games, including the AFC Championship Game against Cincinnati.

1987: Hellestrae missed the 1987 season after being placed on injured reserve due to a hip injury.


1986: He played in the first two games before a broken wrist forced him to miss the next eight games.

1985: Drafted in the fourth round by Buffalo, Hellestrae missed the final 12 games of his rookie year with a broken thumb.

GAMES/STARTS (regular season, playoffs): 1985 (4/0-Buff), 1986 (8/0-Buff), 1987 (IR-Buff), 1988 (16/2, 2/2-Buff), 1989 (IR-Raid), 1990 (16/0), 1991 (16/0, 2/0), 1992 (16/0, 3/0), 1993 (16/0, 3/0), 1994 (16/0, 2/0). Total 108/2, 12/2 (Dallas 80/0, 10/0).

COLLEGE: A four-year letterman and two-year starter for Southern Methodist University, Hellestrae earned All-Southwest Conference honors as a senior in 1984. The Mustangs tallied a 45-5-1 record during his stint there and participated in the Cotton, Sun and Aloha Bowls. While at SMU, he played his college home games in Texas Stadium.

PERSONAL: Dale Robert Hellestrae (HELL-u-stray) was an all-state pick at Saguaro High School in Scottsdale, AZ. He spent one year at the Marine Military Academy in Harlingen, TX, after high school. Dale earned his degree in business administration from SMU and now owns and operates a Cookie Bouquet franchise in Phoenix. He and his wife Brooke have a daughter, Hillary (2/17/92).



Chad Hennings

Defensive Tackle

6'6" ★ 288 ★ 10/20/65

Air Force

D-11 for '88 ★ 4th Year



PRO: Chad Hennings joined the Dallas Cowboys in June of 1992 after fulfilling his four years of required duty with the United States Air Force. When he reported to the Cowboys facility, the coaches thought they were getting the equivalent of a first round draft pick as the former eleventh-round draft selection moved through his paces. Hennings, after rediscovering his football instincts, has begun to show the National Football League why Dallas was willing to wait for his pass rushing ability. Playing mostly in passing situations last season, he provided the Dallas defense with 7.5 sacks and 27 quarterback pressures. Hennings, a graduate of the Air Force Academy, followed the same path to the NFL as former Cowboys Hall of Fame quarterback Roger Staubach, who served a four-year stint in the Navy before joining Dallas in 1969. Hennings is now striving to achieve the same type of delayed success that Staubach experienced.

1994: Hennings took advantage of the extra playing time created by the free agency departures of Jimmie Jones and Tony Casillas to set career highs with 35 tackles, 7.5 sacks and 27 quarterback pressures. His 7.5 sacks, second on the team, were the most sacks by a Dallas defensive tackle since Danny Noonan recorded 7.5 in 1988. Hennings received a game ball in the season opener when he recorded three tackles, three quarterback pressures and his first NFL sack at Pittsburgh (9/4). He recorded his second sack the next week vs. Houston (9/11). Against Philadelphia (10/16), he received another game ball for his two sack, two tackle, three quarterback pressure performance. He also added his first NFL fumble recovery against the Eagles. Hennings received his third game ball of the season vs. the N.Y. Giants (11/7) when he recorded four tackles, 1.5 sacks, three quarterback pressures and his first career forced fumble. He tied for the team high with four quarterback pressures vs. Washington (11/20) and set a career high with five tackles at the N.Y. Giants (12/24). He added four tackles and three quarterback pressures during the playoffs.

1993: Hennings saw action in 13 games at right defensive tackle after playing both tackle and end in 1992, and he finished 1993 with 17 tackles and five quarterback pressures. He had two tackles vs. Green Bay (10/3) and saw considerable action at right tackle in third down passing situations at Philadelphia (10/31). The next week against the N.Y. Giants (11/7), Hennings, a big factor in Dallas stopping the Giants' running game, played almost half of the defensive snaps at right defensive tackle, recording three tackles and three quarterback pressures. He registered three tackles while playing left tackle in passing situations vs. Phoenix (11/14) and recorded two tackles while relieving Casillas at left tackle vs. Philadelphia (12/6). In Super Bowl XXVIII against Buffalo (1/30/94), Hennings recorded a tackle, two quarterback pressures and a pass defended.

1992: Hennings, who had been away from football while serving a four-year Air Force commitment, made his return to the game in 1992. He was de-activated for the first five games and was in uniform for Kansas City (10/18) but did not play. Following his de-activation for the Raiders (10/25) and Philadelphia (11/1) contests, Hennings requested an opportunity to play on special teams. With that request granted, he tied for the team lead in special teams tackles and played some at defensive tackle against Detroit (11/18). He appeared some at defensive end against the Cardinals (11/22), N.Y. Giants (11/26), Eagles (1/10/93) and Bills (1/31/93). He had three additional tackles in postseason games.

GAMES/STARTS (regular season, playoffs): 1992 (8/0, 3/0), 1993 (13/0, 2/0), 1994 (16/0, 2/0) Total - 37/0, 7/0.

COLLEGE: The 1987 All-America and Outland Trophy winner at the Air Force Academy, Hennings set a Western Athletic Conference record with 24 sacks to earn WAC Defensive Player of the Year honors. As a senior against Wyoming in the season opener, Hennings had seven tackles, three sacks, one fumble recovery and three batted passes, including one that was intercepted.


PERSONAL: As a pilot of the A-10 tankbuster (also known as the "Warthog"), Hennings was stationed in London the two years preceding his arrival in Dallas. In the final days of the Gulf War, he escorted the planes that dropped supplies to the Kurds in northern Iraq and southern Turkey as part of "Operation Provide Comfort." He underwent pilot training at Sheppard Air Force Base in Wichita Falls, TX, approximately 100 miles northwest of Dallas. He is a native of Elberon, IA (pop. 150), where he grew up on a 900-acre farm. He was a two-time, all-state football player and state-champion wrestler at Brenton Community High School. A former member of the 4-H Club and Future Farmers of America, Hennings earned his degree in management at the Air Force Academy. He and his wife Tammy have a son, Chase, and live in Coppell, TX.

HENNINGS' COWBOYS TOTALS

Year	Tackles			Sacks	QB Press.	Tkl/ Loss	Passes Def.	For. Fum.
	Solo	Ast.	Tot.					
1992	1	1	2	0	0	0	0	0
1993	6	11	17	0	5	0	0	0
1994	25	10	35	7 1/2	27	3(-6)	1	1
Totals	32	22	54	7 1/2	32	3(-6)	1	1
Playoffs								
1992	0	0	0	0	1	0	0	0
1993	0	1	1	0	4	0	1	0
1994	2	2	4	0	3	0	0	0
Totals	2	3	5	0	8	0	1	0

Year	Opponents' Fumbles Recovered				TD
	No.	Yds.	Avg.	Long	
1994	1	0	0.0	0	0

SINGLE GAME BESTS
 Tackles — 5 @ N.Y. Giants, 12/24/94
 QB Pressures — 4 vs. Washington, 11/20/94
 Sacks — 2 vs. Philadelphia, 10/16/94



Clayton Holmes

Cornerback

5'10" ★ 181 ★ 8/23/69

Carson-Newman

D-3 for '92 ★ 4th Year



PRO: Drafted in the third round (58th overall), Clayton Holmes came to Dallas as a two-time NAIA All-America selection for the Carson-Newman Eagles. After joining the Cowboys, Holmes displayed his speed by running a 4.23 40-yard dash in Dallas' post-draft mini-camp, the fastest 40-yard dash among both the Cowboys' rookies and veterans. Coming out of tiny Carson-Newman, coupled with the fact that Holmes had only been a collegiate defensive back for two years, the Cowboys knew they would have to be patient with him. Holmes has begun to show his potential and versatility as a backup cornerback, a special teams member and a punt and kickoff return man.

1994: Holmes saw action at both corner spots and as a punt and kickoff return man in 1994. He recorded his first NFL punt return filling in for the injured Kevin Williams against Houston (9/11), when he returned three punts for 36 yards and a kickoff for 21 yards. Again filling in for Williams against Detroit (9/19) the next week, Holmes had two punt returns for 19 yards and three kickoff returns for 68 yards, including a career-long 32 yarder. He recorded his first tackle of the season from the right cornerback position at

Washington (10/2), and he took over at left corner in the fourth quarter against Arizona (10/9) after Kevin Smith strained his Achilles. Holmes recorded three stops during fourth quarter action at right corner against the N.Y. Giants (11/7), and he saw second half action at both corner spots against Washington (11/20), recording a career-high four tackles. Holmes made his first NFL start at right corner at New Orleans (12/19) in place of the injured Larry Brown. Holmes played the entire game, contributing four tackles and two passes defended for a defense that limited New Orleans to 162 yards passing. He led the team with three special teams tackles in the NFC Championship Game at San Francisco (1/15/95), where he also forced a 49ers fumble on the second half kickoff return, leading to a Dallas touchdown.

1993: Holmes spent the 1993 season on injured reserve after tearing ligaments in his right knee in a preseason game against the Raiders (8/14). Under the direction of the Cowboys medical staff and Strength and Conditioning Coach Mike Woicik, Holmes had a successful rehabilitation program and was able to regain his speed, running a 4.32 in the 40-yard dash in the spring of 1994.

1992: Holmes played in 15 games as a rookie and made his mark on special teams. He tied for second on the team with 15 tackles on the coverage units and added six more stops in the postseason. Holmes, the Cowboys leading kickoff returner in preseason (22.5-yard average), returned his first NFL kickoff 24 yards at Denver (12/6). He also had a 28-yard return against Chicago (12/27). He played some on the special pass situation defense at Detroit (11/8) and with the nickel defense in the fourth quarter against the Giants (11/28). In Super Bowl XXVII, Holmes recorded three tackles on Buffalo's last possession of the game, and added a fumble recovery at the Bills' 44-yard line when Leon Lett forced wide receiver Steve Tasker to fumble.

GAMES/STARTS (regular season, playoffs): 1992 (15/0, 3/0), 1993 (1R), 1994 (16/1, 2/0). Total - 31/1, 5/0.

COLLEGE: As the South Atlantic Conference's Defensive Player of the Year as a senior, Holmes finished second in the NAIA and tied the Carson-Newman single season record with eight interceptions. His 199 yards in interception returns gave him 462 return yards for his career, establishing a school record. In his first season at cornerback, Holmes earned first-team NAIA All-America and All-SAC honors as he helped lead the Eagles to a 10-0 regular season record and into the second round of the NAIA playoffs. Before transferring to Carson-Newman, Holmes was a junior college All-America option quarterback at North Greenville, SC, Junior College. In 1994, Holmes was selected to the Carson-Newman College Football Team of the Century.

PERSONAL: Holmes earned all-conference honors as a defensive back at Wilson High School in Florence, SC, and he set the South Carolina state record in the long jump. He was a management major at Carson-Newman.

HOLMES' COWBOYS TOTALS												
Year	Tackles			Sacks	OB Press.	TKI/Loss	Passes Def.	For. Fum.	Special Teams			
	Solo	Ast	Tot.						Solo	Ast.	Tot.	
1992	1	0	—	1	0	0	0	0	11	4	15	
1994	8	4	—	12	0	0	2	0	4	6	10	
Totals	9	4	—	13	0	0	2	0	15	10	25	
Playoffs												
1992	2	1	—	3	0	0	0	0	3	3	6	
1994	2	0	—	2	0	0	0	1	3	0	3	
Totals	4	1	—	5	0	0	0	1	6	3	9	
Opponents' Fumbles Recovered												
Year	No.	Yds.	Avg.	Long	TD	Pass Interceptions						
1992	1	0	0.0	0	0	Year	No.	Yds.	Avg.	Long	TD	
1994	0	0	0.0	0	0	1994	0	3	3.0	3	0	
Kickoff Returns												
1992	3	70	23.3	28	0	Punt Returns						
1994	4	89	22.3	32	0	1994	5	55	11.0	19	0	
Totals	7	159	22.7	32	0							

SINGLE-GAME BESTS

Tackles — 4 twice, vs. Washington, 11/20/94; and @ New Orleans, 12/19/94
 Passes Broken Up — 2 @ New Orleans, 12/19/94
 Long Kickoff Return — 32 vs. Detroit, 9/19/94
 Long Punt Return — 19 vs. Detroit, 9/19/94



Michael Irvin

Wide Receiver

6'2" ★ 205 ★ 3/5/66

Miami

D-1 for '88 ★ 8th Year



PRO: Michael Irvin is rapidly on his way to becoming the most prolific pass catcher in the history of the Dallas Cowboys. A Pro Bowl selection in each of his past four seasons, "The Playmaker" is on course to rewrite nearly every receiving standard in the Dallas record book. As he enters his eighth season, the following career marks are within his grasp:

★ **Career Receptions** — Irvin (416), trails only Drew Pearson (489) and Tony Hill (479). Irvin can tie the Cowboys' record with 73 receptions in 1995. He has averaged 84 catches over the last four years.

★ **Career Yardage** — Irvin (6,935) enters the '95 season in fourth place, trailing Hill (7,988), Pearson (7,822) and Bob Hayes (7,295). Irvin, who has averaged 1,372 yards per season over the last four years, is within 1,053 yards of catching Hill.

★ **Consecutive Games with a Reception** — Dating back to Dec. 30, 1990, Irvin has at least one catch in each of the Cowboys' last 65 regular season games. Hill (1981-86) holds that Dallas record at 72 consecutive games.

★ **Regular Season 100 Yard Games** — Irvin's next 100 yard receiving game will tie him with Hill for the Dallas career record at 26.

Aside from those club records Irvin is close to surpassing, he has already left an indelible mark on the Dallas receiving charts during the past four seasons.

★ Since 1991, Irvin has registered the top four single-season receiving performances in Dallas history with 1,523 yards in 1991, 1,396 in 1992, 1,330 in 1993 and 1,241 in 1994.

★ He has turned in the top four single season totals for receptions with 93 in 1991, 78 in 1992, 88 in 1993 and 79 in 1994.

★ The only Dallas receiver to ever be selected to four Pro Bowls (1991-94), Irvin is the NFL's pass receiving yardage leader over the course of the past four years. His 5,490 yards since the start of the 1991 season surpasses the four-year totals of Jerry Rice (5,409), Sterling Sharpe (4,815), Andre Rison (4,425) and Chris Carter (3,970).

Of his 416 career receptions, 98 have gone for 20-or-more yards, 39 receptions have gone for 30-or-more yards, 21 for 40-plus, 12 for 50-plus and eight for 60-plus yards.

1994: Irvin closed the season with a heroic effort in the NFC Championship Game that left Dallas just short of its third straight Super Bowl appearance. In the 38-28 loss at Candlestick Park (1/15/95), Irvin established Dallas postseason records for receptions (12) and yards (192). He tied Raymond Berry's NFC Championship Game record for receptions (12), while eclipsing Berry's title game mark of 178 yards. Irvin also had touchdown receptions of 44 and 10 yards against San Francisco. The previous week, Irvin led a trio of Dallas receivers who all surpassed the 100-yard receiving barrier in the Cowboys playoff win over Green Bay (1/8/95). Irvin hauled in six catches for 111 yards — joining Jay Novacek (104) and Alvin Harper (108) to mark just the second time in NFL history that three receivers from the same team went over 100 yards in a postseason game. Irvin now has four 100-yard receiving games in the postseason, two shy of Jerry Rice's NFL career-record of six. During the regular season, Irvin led Dallas in receptions and yardage for the fourth straight year. He finished the regular season ranked eighth in the NFL in receiving yards (fifth in the NFC) with 1,241. He was also 13th in the NFL in receptions (eighth in the NFC) with 79. His six touchdown catches were second best on the team (Harper, 8), marking the first time since 1989 that Irvin did not lead Dallas in touchdown receptions. His five 100-yard receiving days were highlighted by a pair of 130-yard-plus outings against Pittsburgh (9/4) and Arizona (10/9). While working against Rod

Woodson of the Steelers on opening day, Irvin registered eight catches for a regular season-high 139 yards. A month later against the Cardinals, he again had eight catches for 136 yards and a touchdown. Two weeks later in Phoenix (10/23), Irvin picked up his longest scoring reception of the year on a 65-yard bomb from Rodney Peete. He finished that day with five catches for 115 yards and two scoring receptions in the Cowboys 28-21 win. In the Cowboys' NFC East clinching effort at Philadelphia (12/4), Irvin averaged a career-high 29.3 yards per catch with four receptions for 117 yards and a score. In that victory at Veterans Stadium, Irvin eclipsed the 400 career catch barrier, while also surpassing 1,000 yards on the season for a club-record fourth straight year.

1993: Irvin finished second on the NFL receiving yardage chart with 1,330 yards (Rice, 1,503), and his 88 catches were good for third in the league behind Sterling Sharpe (112) and Rice (98). He collected five 100-yard receiving games, and he led, or tied for the team lead, in receptions or receiving yardage in 14 of the club's 19 games. He earned NFC Player of the Week honors while establishing a career-high for catches in a single game with 12 against San Francisco (10/17) — a total that tied him for the second highest single-game outing in club history. He also tied his own club mark for consecutive 100-yard receiving games by turning the hat trick against Green Bay (155 on 10/3), at Indianapolis (112 on 10/10) and a season-high 168 against the 49ers (10/17). Irvin was limited to just two touchdown receptions in the first 11 games of the season, but added five more in the Cowboys five game winning streak down the stretch that secured the NFC Eastern Division crown. His seven scoring catches led the Cowboys for the fourth straight season. For the second straight season, Irvin led the Cowboys in postseason receptions (16) and receiving yardage (215), while picking up nine receptions for 126 yards and one touchdown in the divisional playoff win against Green Bay (1/16/94). He closed the year with a third straight Pro Bowl selection.

1992: Irvin finished second in the NFL in receiving yardage and seventh in receptions, while topping all of the league's leading receivers with a yards per catch average of 17.9 (minimum of 52 catches). He added six 100-yard receiving games during the regular season, and the highlight of those outings was a career-high performance of 210 yards on eight catches (three touchdowns) vs. Phoenix (9/20). In that game, Irvin registered touchdown receptions of 41, four and a career-best 87 yards (fifth longest in club history). He tied his own team record for consecutive 100-yard games (three) against Phoenix, Philadelphia (105 on 10/5) and Seattle (113 on 10/11), while topping the century mark at Detroit (114 on 11/8), at home against the L.A. Rams (168 on 11/15) and at Washington (105 on 12/13). He recorded six catches in each of the three postseason playoff games (18 total playoff receptions for 288 yards), and topped the year off with 114 yards and a pair of first half touchdown receptions in Super Bowl XXVII. He averaged better than 20 yards per catch in five of Dallas' 16 regular season games, and led the team in touchdown catches (7) for the third straight season.

1991: Irvin enjoyed one of the great receiving years in league history en route to earning consensus All-Pro recognition. The NFL Alumni Wide Receiver of the Year set a new team season standard for receiving yards (a league-leading 1,523 yards), and in doing so, he had the sixth highest receiving yardage total in NFL history to that point. Irvin finished second in the NFL in receptions (93), a figure that was, at that time, the eighth best performance in league history. In addition, Irvin set club marks for 100-yard receiving games in a season with seven, tied the Cowboys' record for consecutive 100-yard receiving games with three and caught a career-high eight touchdown passes, the most by a Cowboys player since 1985. In two postseason games, he led Dallas with nine catches for 167 yards. The first Cowboys wide receiver to play in the Pro Bowl since Tony Hill in 1985, Irvin caught eight passes for 125 yards and a touchdown to earn MVP honors in the all-star game. Irvin's most significant catches were against the NFL's best cornerbacks during the Cowboys' five-game winning streak to end the season. During that span, Irvin caught 37 passes, including 11 on third or fourth down for a first down, for 649 yards and four touchdowns. Against Washington (11/24) at RFK, Irvin caught nine passes for 130 yards and one score working mainly against Darrell Green. He caught a 23-yard touchdown pass early in the final quarter, then made a 13-yard grab on third-and-nine late in the game to keep alive Dallas' drive to the game-winning field goal. Four days later against Pittsburgh (11/28) and Rod Woodson, Irvin snared eight balls for 157 yards

and a touchdown — a 66-yard catch that saw him change his route to avoid double coverage and break Woodson's tackle near the 10-yard line. Irvin's 29-yard catch on third-and-10 early in the fourth quarter against New Orleans (12/8) gave him team season-records for catches and receiving yards, and maintained Dallas' drive to the game-winning field goal. In Philadelphia (12/15) against a secondary led by Eric Allen, Irvin brought in five passes for 92 yards and one touchdown. Midway through the fourth quarter vs. the Eagles, he caught a 36-yard pass to set up his four-yard touchdown catch. In the season finale against a Falcons' squad with cornerback Deion Sanders, Irvin had what was then a single-game career-high for catches with 10, and turned in his second-best regular season career yardage day to date with 169 to earn NFC Offensive Player of the Week honors. Irvin caught a 58-yard touchdown pass on the game's first series and had five third-down catches that led to first downs.

1990: Irvin battled back from a torn anterior cruciate ligament in his right knee which forced him to miss 14 games (the last 10 of 1989 and the first four games in 1990), to lead Dallas in yards per catch and record the team's longest reception. His 20.7 yard average was the highest by a Cowboys player since 1981 when Butch Johnson gained 22.1. Irvin, who scored on every fourth catch in 1990 (five touchdowns on 20 receptions), made some key plays after returning to the active roster on Oct. 9. He caught his first two passes of the season, including a 28-yard touchdown with 23 seconds left, in the Cowboys' game-winning drive against Tampa Bay (10/21). Irvin made his first start of the year against San Francisco (11/11), and against the Rams (11/18), he caught touchdown passes of 61 and 10 yards, the Cowboys' first multiple touchdown catch game since he snared a career-high three scoring passes at Washington as a rookie. Against Phoenix (12/16), he grabbed a 41-yard pass to set up Dallas' first touchdown and a 39-yarder to set up his eight-yard touchdown catch.

1989: Irvin was on a pace to collect 69 catches for 1,008 yards, and he was leading the team in receiving yards and touchdown catches before suffering a season-ending knee injury in the sixth game of the year against San Francisco (10/15). Irvin suffered a torn anterior cruciate ligament in his right knee — requiring major surgery and a thorough off-season rehabilitation program that extended into the 1990 season.

1988: As a rookie, Irvin's 20.4 yard-per-catch average led the NFC. He became the first Cowboys' rookie to start a season-opener at wide receiver (at Pittsburgh, 9/4) since Bob Hayes in 1965, and he caught his first career touchdown pass in that game — a 35 yarder from Steve Pelluer. After missing two games with a sprained ankle, Irvin caught six passes for 149 yards and three touchdowns at Washington (12/11). That game, a 24-17 win, marked Irvin's first career 100-yard receiving day and his first multiple touchdown reception game. Irvin was the 11th player and third wide receiver chosen, after Sterling Sharpe (Green Bay) and Tim Brown (Raiders), in the 1988 draft.

GAMES/STARTS (regular season, playoffs): 1988 (14/10), 1989 (6/6), 1990 (12/7), 1991 (16/16, 2/2), 1992 (16/14, 3/3), 1993 (16/16, 3/3), 1994 (16/16, 2/2). Total - 96/85, 10/10.

COLLEGE: In just three seasons as a starter, Irvin set Miami career records for catches (143), receiving yards (2,423) and touchdown receptions (26). His 11 touchdown catches in 1986 also set a Hurricanes' record. In Miami's 1987 national championship season, Irvin caught touchdown passes of 26 and 73 yards in the fourth quarter to hand No. 2-ranked Florida State its only loss and the game-winning touchdown in the Orange Bowl win over Oklahoma.

PERSONAL: A native of Fort Lauderdale, FL, Michael Jerome Irvin earned all-state honors at St. Thomas Aquinas High School. Also a fine basketball player, Irvin won several slam dunk contests in the Florida area while in college. Michael comes from a family of 17 children and grew up within three miles of fellow NFL stars Lorenzo White and the Blades brothers, Bennie and Brian. Irvin, who earned his degree in business management from Miami, appears in "Stay In School" posters sponsored by the Dallas All-Sports Association. He is the host of the "Michael Irvin Show," a weekly television show that runs throughout the football season. In each of the past two training camps, Michael has teamed up with Southwest Airlines to fly nearly 100 under-privileged children to Austin to spend a day with the Cowboys. He and wife Sandi live in Carrollton, TX.

IRVIN'S COWBOYS TOTALS

Receiving					Rushing						
Year	No.	Yds.	Avg.	Long	TD	Year	No.	Yds.	Avg.	Long	TD
1988	32	654	20.4	611	5	1988	1	2	2.0	2	0
1989	26	378	14.5	651	2	1989	1	6	6.0	6	0
1990	20	413	20.7	611	5	1992	1	-9	-9.0	-9	0
1991	93	1,523	16.4	661	8	1993	2	6	3.0	9	0
1992	78	1,396	17.9	661	5	Totals	5	5	1.0	9	0
1993	88	1,330	15.1	611	7						
1994	79	1,241	15.7	651	6						
Totals	416	6,935	16.7	871	40						

Playoffs

1991	9	167	18.6	25	0
1992	18	288	16.0	33	2
1993	16	215	13.4	27	1
1994	18	303	16.8	53	2
Totals	61	973	16.0	53	5

SINGLE-GAME BESTS

Receptions — 12 vs. San Francisco, 10/17/93
 plays — 12 @ San Francisco, 1/15/95
 Yards Receiving — 210 vs. Phoenix, 9/20/92
 plays — 192 @ San Francisco, 1/15/95
 Average Yards Receiving — 26.3 twice, vs. Phoenix, 9/20/92; and @ Philadelphia, 10/5/92
 plays — 20.8 @ Chicago, 12/29/91
 Long Reception — 871 vs. Phoenix, 9/20/92
 plays — 53 vs. Green Bay, 1/8/95
 Touchdowns — 3 twice, @ Washington, 12/11/88; and vs. Phoenix, 9/20/92
 plays — 2 twice, vs. Buffalo, 1/31/93; and @ San Francisco, 1/15/95

IRVIN GAME-BY-GAME

1988					IRVIN GAME-BY-GAME 1991 Cont.				
	Rec	Yds	Lg	TD		Rec	Yds	Lg	TD
L-@ Pittsburgh 9/4	3	73	35t	1	W-Phoenix 11/3	4	52	25	0
W-@ Phoenix 9/12	1	47	47	0	L-@ Houston 11/10	7	84	20	1
L-N.Y. Giants 9/18	6	96	36	0	L-@ N.Y. Giants 11/17	3	48	22	0
W-Atlanta 9/25	1	12	12	0	W-@ Washington 11/24	9	130	23t	1
L-@ New Orleans 10/3	1	19	19	0	W-Pittsburgh 11/28	8	157	66t	1
L-@ Philadelphia 10/23	0	0	0	0	W-New Orleans 12/8	5	101	29	0
L-Phoenix 10/30	0	0	0	0	W-@ Philadelphia 12/15	5	92	36	1
L-@ N.Y. Giants 11/6	3	28	12	1	W-Atlanta 12/22	10	169	58t	1
L-Minnesota 11/13	2	42	28	0	Playoffs				
L-Cincinnati 11/20	4	94	31	0	W-@ Chicago 12/29	4	83	25	0
L-Houston 11/24	1	22	22	0	L-@ Detroit 1/5/92	5	84	18	0
L-@ Cleveland 12/4	2	37	19	0					
W-@ Washington 12/11	6	149	61t	3	1992				
W-Philadelphia 12/18	2	35	18	0	W-Washington 9/7	5	89	29	0
					W-@ N.Y. Giants 9/13	4	73	27t	1
1989					W-Phoenix 9/20	8	210	87t	3
L-@ New Orleans 9/10	4	53	19	0	L-@ Philadelphia 10/5	4	105	59	0
L-@ Atlanta 9/17	5	115	65t	1	W-Seattle 10/11	6	113	24	0
L-Washington 9/24	5	78	36	0	W-Kansas City 10/18	6	84	22	0
L-N.Y. Giants 10/1	0	0	0	0	W-@ L.A. Raiders 10/25	3	54	26	0
L-@ Green Bay 10/8	6	72	22	1	W-Philadelphia 11/1	2	29	21	0
L-San Francisco 10/15	6	60	13	0	W-Detroit 11/8	5	114	57	1
					L-L.A. Rams 11/15	8	168	49	0
1990					W-@ Phoenix 11/22	1	18	18	0
W-Tampa Bay 10/7	0	0	0	0	W-N.Y. Giants 11/24	4	37	21	0
L-@ Phoenix 10/14	0	0	0	0	W-@ Denver 12/6	6	62	15	2
W-@ Tampa Bay 10/21	2	42	28t	1	L-@ Washington 12/13	5	105	40	0
L-Philadelphia 10/28	2	36	29	0	W-@ Atlanta 12/20	6	89	37	0
L-@ N.Y. Jets 11/4	4	93	51	0	W-Chicago 12/27	5	46	13	0
L-San Francisco 11/11	1	10	10	0	Playoffs				
W-@ L.A. Rams 11/18	2	71	61t	2	W-Philadelphia 1/10/93	6	88	33	0
W-Washington 11/22	3	30	12t	1	W-@ San Francisco 1/17/93	6	86	21	0
W-New Orleans 12/2	1	24	24	0	W-Buffalo 1/31/93	6	114	25	2
W-Phoenix 12/16	4	91	41	1					
L-@ Philadelphia 12/23	0	0	0	0	1993				
L-@ Atlanta 12/30	1	16	16	0	L-@ Washington 9/6	7	88	18	0
					L-Buffalo 9/12	8	115	22	0
1991					W-@ Phoenix	5	74	22	0
W-@ Cleveland 9/1	9	123	23	1	W-Green Bay 10/3	7	155	30	1
L-Washington 9/9	4	44	21	1	W-@ Indianapolis	7	112	30	0
L-Philadelphia 9/15	1	4	4	0	W-San Francisco 10/17	12	168	36t	1
W-@ Phoenix 9/22	3	68	26	0	W-@ Philadelphia 10/31	3	36	21	0
W-N.Y. Giants 9/29	6	91	30	1	W-N.Y. Giants 11/7	3	74	46	0
W-@ Green Bay 10/6	5	69	19	0	W-Phoenix 11/14	4	63	18	0
W-Cincinnati 10/13	6	148	61	0					
L-@ Detroit 10/27	8	143	22	0					

IRVIN GAME-BY-GAME 1993 Cont.

	Rec	Yds	Lg	TD
L-@Atlanta 11/21	1	5	5	0
L-Miami 11/25	3	31	11	0
W-Philadelphia 12/6	6	90	21	1
W-@Minnesota 12/12	8	125	37	1
W-@ N.Y. Jets 12/18	6	91	42t	2
W-Washington 12/26	5	53	16	1
W-@N.Y. Giants 1/2	3	50	22	0
Playoffs				
W-Green Bay 1/16/94	9	126	27	1
W-San Francisco 1/23/94	2	23	12	0
W-Buffalo 1/30/94	5	66	20	0

1994

	Rec	Yds	Lg	TD
W-@Pittsburgh 9/4	6	139	38	0
W-Houston 9/11	3	35	21	0

IRVIN GAME-BY-GAME 1994, Cont.

	Rec	Yds	Lg	TD
L-Detroit 9/19	3	47	20	0
W-@Washington 10/2	5	49	13	0
W-Arizona 10/9	8	136	42	1
W-Philadelphia 10/16	2	33	18	0
W-@Arizona 10/23	5	115	65t	2
W-@Cincinnati 10/30	5	72	19	1
W-N.Y. Giants 11/7	7	118	36	0
L-@San Francisco 11/14	8	94	15	0
W-Washington 11/21	3	36	16	0
W-Green Bay 11/24	3	64	35t	1
W-@Philadelphia 12/4	4	117	46	1
L-Cleveland 12/10	7	88	18	0
W-@New Orleans 12/19	6	71	22	0
L-@N.Y. Giants	2	27	18	0

Playoffs

W-Green Bay 1/8/95	6	111	53	0
L-@San Francisco 1/15/95	12	192	44t	2

IRVIN VS. THE NFL (1991-94)

YARDAGE

5490	MICHAEL IRVIN
5409	Jerry Rice
4815	Sterling Sharpe
4425	Andre Rison
3970	Chris Carter

RECEPTIONS

383	Sterling Sharpe
374	Jerry Rice
341	Andre Rison
338	MICHAEL IRVIN
333	Chris Carter

IRVIN AND THE COWBOY RECORD BOOK

Career Receiving Yardage

7,988	Tony Hill, 1977-86
7,822	Drew Pearson, 1973-83
7,295	Bob Hayes, 1965-74
6,935	MICHAEL IRVIN, 1988-94

Career Receptions

489	Drew Pearson, 1973-83
479	Tony Hill, 1977-86
416	MICHAEL IRVIN, 1988-94

Most Consecutive Games, Reception

72	Tony Hill, 1981-86
65	MICHAEL IRVIN, 1990-94
58	Drew Pearson, 1974-78

100-Yard Receiving Games

26	Tony Hill, 1977-86
25	MICHAEL IRVIN, 1988-94

IRVIN'S REGULAR SEASON TOP 10

Receptions

12	- San Francisco (10/17/93)
10	- Atlanta (12/22/91)
9	- @ Cleveland (9/1/91)
9	- @ Washington (11/24/91)
8	- @ Detroit (10/27/91)
8	- Pittsburgh (11/28/91)
8	- Phoenix (9/20/92)
8	- L.A. Rams (11/15/92)
8	- Buffalo (9/12/93)
8	- @ Minnesota (12/12/93)
8	- @ Pittsburgh (9/4/94)
8	- Arizona (10/9/94)
8	- @ San Francisco (11/14/94)

Yards Receiving

210	- Phoenix (9/20/92) (8 rec.)
169	- Atlanta (12/22/91) (10 rec.)
168	- L.A. Rams (11/15/92) (8 rec.)
168	- San Francisco (10/17/93) (12 rec.)
157	- Pittsburgh (11/28/91) (8 rec.)
155	- Green Bay (10/3/93) (7 rec.)
149	- @ Washington (12/11/88) (6 rec.)
148	- Cincinnati (10/13/91) (6 rec.)
143	- @ Detroit (10/27/91) (8 rec.)
139	- @ Pittsburgh (9/4/94) (8 rec.)



John Jett

Punter

6'0" ★ 184 ★ 11/11/68

East Carolina

FA for '93 ★ 3rd Year



PRO: Since joining the Cowboys as an unheralded free agent in 1993, John Jett has performed with the poise of a seasoned veteran in each of his first two pro seasons. In

compiling a career average of 41.9 yards per attempt, he has been extremely consistent and productive. In each of his first two seasons in the NFL, he has led the league in percentage of punts downed inside the 20 yard line: 37.1% (26 of 70) in 1994 and 39.3% (22 of 56) in 1993. In addition, Jett has not had a blocked punt in 142 regular season and playoff career attempts.

1994: For the second straight year, Jett led the NFL in percentage of punts downed inside the 20 yard line (37.1%), and his 26 punts that landed inside the 20 were the third highest ever by a Dallas punter. For the year, Jett was sixth in the NFC (14th in the NFL) in gross punting average at 41.9. He enjoyed his finest outing of the season in the NFC East clinching victory at Philadelphia (12/4). He received a game ball for his efforts at The Vet — hitting on five punts for a 49.2 yard average, and all five of his punts were between 44 and 52 yards in length. He also helped make a late game tackle of Philly return man Jeff Sydnor after a 49-yard return. Darren Woodson returned an interception for a game clinching touchdown just three plays after Jett's assisted tackle. Three of his career-high eight punts against Washington (11/20) were downed inside the 20 yard line. He had a pair of 58 yard punts in consecutive games vs. Detroit (9/19) and at Washington (10/2) — marking his longest individual efforts of the season. In the divisional playoff win over Green Bay (1/8/95), he recorded the third best punting day in Dallas playoff history with a 45.8 yard average on four punts, including a postseason career-best punt of 57 yards.

1993: As a free agent punter, one year removed from East Carolina University, Jett won the punting job for the defending Super Bowl Champion Dallas Cowboys. He performed all year long with the poise and patience of a seasoned NFL veteran, and he responded to the challenge by finishing the season third in the NFC in net punting average with a 37.7 mark. He also had the highest net punting average by a Dallas player since 1964 (Billy Lothridge-37.9). Jett had 22 of his 56 punts downed inside the 20 yard line for an NFL best 39.3%. He closed a very successful rookie campaign with a 41.8 gross punting average. His efforts helped the Cowboys finish the '93 regular season ranked second in the NFL with an opponents' punt return average of just 5.3 yards. He averaged better than 50 yards per punt in three games in 1993: Green Bay (53.0 on 10/3), N.Y. Giants (50.3 on 11/7) and Washington (51.0 on 12/26). Jett enjoyed perhaps his finest overall outing at Atlanta (11/21) when he punted six times for a career-best 49.5 yard average, had four punts downed inside the 20 and turned in his second best career effort with a 58 yarder. His 49.2 yard net at the Georgia Dome was his second best of the season. He also flourished in another indoor outing in Indianapolis (10/10), punting four times for a 46.5 yard average with four kicks inside the 20 and a career long 59 yard effort. In three postseason games, he never dipped below 41 yards per kick in gross average, and he compiled a 42.7 gross clip in the playoffs.

GAMES/STARTS (regular season, playoffs): 1993 (16/0, 3/0), 1994 (16/0, 2/0). Total-32/0, 5/0.

COLLEGE: In four seasons at East Carolina, Jett established himself as the top punter in school history, setting a Pirates career mark for punting average (40.1). During his stay at ECU, Jett posted two of the three best single season averages in school history. As a senior, he had a season high 51.3 yard average against Memphis State on his way to establishing a school record 42.2 yards per punt average on the season. He earned honorable mention All-America honors following that senior campaign in 1991. As a junior, he had five punts downed inside the 20 yard line against Louisiana Tech, and averaged a season high 46.0 yards on three punts against Cincinnati. As a sophomore, Jett logged 71 punts, fourth highest in school history, for a 40.2 yard average, including 25 inside the 20. Jett earned a spot on the ECU squad as a walk-on.


PERSONAL: Born in Richmond, VA, John Jett starred in football and baseball at Northumberland High School in Heathsville, VA, earning first team all-state honors as an outfielder and pitcher. Jett majored in finance at East Carolina. John supports the Children's Cancer Fund, participating in an annual fashion show and donating \$100 for every one of his punts inside the 20-yard line. He also served as a celebrity chef to help support the North Texas Food Bank. He and wife Jacqueline live in Lewisville, TX.

JETT'S COWBOYS TOTALS

Year	No.	Yards	Avg.	Long	TB	IN 20	Blk	Ret	Ret Yds	Net
1993.....	56	2,342	41.8	59	3	22	0	32	169	37.7
1994.....	70	2,935	41.9	58	4	26	0	36	378	35.4
Totals.....	126	5,277	41.9	59	7	48	0	68	547	36.0
Playoffs										
1993.....	11	470	42.7	48	2	3	0	4	73	32.4
1994.....	5	206	41.2	57	1	2	0	2	23	32.6
Totals.....	16	676	42.3	57	3	5	0	6	96	32.5

SINGLE-GAME BESTS

Punts — 8 vs. Washington, 11/20/94
 Gross Average (min. 4 atts.) — 49.5 @ Atlanta, 11/21/93
 Inside 20 — 4 @ Atlanta, 11/21/93
 Long — 59 @ Indianapolis, 10/10/93
 Net Average — 49.2 @ Atlanta, 11/21/93



Daryl Johnston

Fullback

6'2" ★ 242 ★ 2/10/66

Syracuse

D-2 for '89 ★ 7th Year

48

PRO: Long respected by his teammates for his contribution to the Dallas offense, Daryl "Moose" Johnston is also garnering the admiration of players and coaches throughout the league. In the two-year history of the Pro Bowl's selection of a fullback, Johnston has been the NFC choice. Most honors don't come his way because of his running ability, but instead for his powerful blocking and the fact that he is one of the club's most dependable receivers. Over the past five seasons as a lead blocker, he has helped guide Emmitt Smith to 7,183 rushing yards, five Pro Bowl appearances, and the 1991, 1992 and 1993 NFL rushing titles. Along with blocking, Johnston brings soft hands to the Dallas passing game. Over his six seasons in Dallas, he has hauled in 184 passes for 1,471 yards and 10 touchdowns. Johnston's 10 career touchdown catches are the third highest active total on the team, and his 16 total touchdowns are the fourth highest total. Despite nagging injuries that required off-season surgery following both the 1991 (left knee) and 1992 (right shoulder) seasons, Johnston is a true iron man, having never missed a game in his NFL career — playing in 106 straight, including playoffs. That mentality has earned him the respect of his teammates, and in 1992, they selected him to receive the Ed Block Courage Award, given to the player who demonstrated unusual courage in dealing with injuries.

1994: The 1994 season opened with a quick glimpse of how Offensive Coordinator Ernie Zampese was going to utilize Johnston in the new Cowboys offense. In the season opener at Pittsburgh (9/4), Johnston recorded the first Dallas touchdown of the season with a diving catch of a Troy Aikman pass in the end zone. Johnston also added a season-high six carries for 21 yards, his highest carry and yardage total since posting career-highs with 16 carries and 60 yards in the 1989 season finale against Green Bay (12/24/89). For the year, Johnston would go on to gain 138 yards on the ground, his highest rushing output since 1989. His 40 carries in 1994 were also his most since 1989. With his 325 yards receiving (44 receptions — good for fourth on the team), Johnston posted a career-high 463 total yards on the season, topping his 446 from 1993. In the Monday night overtime loss to Detroit (9/19), Johnston had a season high six receptions (44 yards). He tied for the team lead with five receptions at Washington (10/2), while adding a season-long nine-yard run. The following week against Arizona (10/9), he logged his second touch-

down grab of the season on a two-yard toss from Aikman. His six-catch day at Cincinnati (10/30) tied him for the team lead and tied his season-high. The next week against the N.Y. Giants (11/7), he posted his first rushing touchdown of the season on a nine-yard run. He also added a season-high 57 receiving yards on five catches, including a 22-yarder on a screen pass to earn a game ball. His second rushing touchdown, his fourth score of the season — tying him for fourth on the team, came on a three-yard run against Green Bay (11/24). He also added a season-long 24-yard reception. In the regular-season finale at the N.Y. Giants (12/24), Johnston again led the team with a five catch day.

1993: Johnston first gained national recognition for his play following the 1993 season, becoming the first fullback selected to the NFC Pro Bowl team and earning All-Pro honors from *Sports Illustrated*. For the third consecutive season he posted single-season career-numbers with 50 receptions for 372 yards (third on the team in receptions). He finished fifth in the NFC in receptions among running backs, and he topped his previous single-season career-highs of 32 catches and 249 yards from 1992 in Week 11. Early in the season it became apparent Johnston was going to have a career-year catching the ball when he posted six catches for 49 yards at Phoenix (9/19), breaking his career-highs in both categories. Two games later, he recorded his only touchdown reception of the season among his five catches at Indianapolis (10/10). But as the weather turned colder Johnston began to turn up the heat. On Thanksgiving Day against Miami (11/25), Johnston posted his best day as a Cowboy, leading the team with career-highs in receptions (11) and yards (75), as the Cowboys fell to the Dolphins 16-13. The following week against Philadelphia (12/6), he scored his second career rushing touchdown on a two-yard run. He also had a season long 20-yard reception to set up a second quarter field goal. Johnston scored another rushing touchdown at Minnesota (12/12) the very next week. For the third consecutive week, Johnston had a rushing touchdown when he scored at the N.Y. Jets (12/18), this after scoring just one rushing touchdown in his first 75 career regular season games. In the postseason, Johnston recorded six receptions for 43 yards against Green Bay (1/16/94). Entering that game, he had recorded just nine catches for 57 yards in five career postseason games.

1992: Johnston opened the 1992 season with four receptions for 39 yards in the Monday night win over the Redskins (9/7) and a career-long 14-yard run. Not to be limited to offense, he ran 13 yards for a first down with a fake punt at Washington (12/13). Johnston had one of his most important days as a Cowboy against San Francisco (1/17/93) in the NFC Championship Game when he first recovered a fumble on punt coverage at the 49ers' 22-yard line to set up Dallas' first score, and then in the third quarter recorded his second career rushing touchdown with a three-yard dive, putting Dallas up 17-10. Although his special teams duties were reduced in 1992, from 1989-91 only Bill Bates (64 tackles) recorded more special teams stops than Johnston's 32.

1991: In 1991, Johnston touched the football 45 times (17 rushes, 28 receptions), and 21 times he came away with a first down (six rushing, 15 receiving). Johnston led the team in receptions with four catches for 47 yards against Phoenix (9/22), and two weeks later at Green Bay (10/6), he had another four catches for 47 yards. A valuable contributor on the Cowboys' kick coverage units, Johnston tied for fourth on the team, and led all non-defensive players, in special teams tackles with 10.

1990: In the 1990 season opener against San Diego (9/9), the ever versatile Johnston lined up at both fullback and running back. Against New Orleans (12/2), Johnston hauled in a five-yard reception for the game winning touchdown in the fourth quarter of Dallas' 17-13 victory, and the following game against Phoenix (12/16), Johnston recorded his first NFL rushing touchdown on a six-yard dash in the fourth quarter.

1989: Over the final six weeks of the 1989 season, Johnston gained 194 yards on 56 carries and caught a team-high three touchdown passes. Johnston, often the lone back in passing situations, also helped the Cowboys offensive line hold opponents to 30 sacks. At Green Bay (10/8), Johnston became the first Cowboys rookie to start at fullback since Timmy Newsome in 1980. He recorded his first pro touchdown on an six-yard reception against Miami (11/19), and in the season finale against Green Bay (12/24), Johnston recorded a career-high 60 yards rushing. A second round draft pick, Johnston was drafted higher than any Syracuse running back since Larry Csonka was taken in the first round by Miami in 1968.

GAMES/STARTS (regular season, playoffs): 1989 (16/10), 1990 (16/0), 1991 (16/14, 2/1), 1992 (16/16, 3/3), 1993 (16/16, 3/3), 1994 (16/16, 2/2). Total - 96/72, 10/9.

COLLEGE: An All-America and All-Big East pick at Syracuse in 1988, Johnston rushed for 1,830 yards and caught 46 passes during his collegiate career. Against Boston College in 1988, the senior co-captain gained a career-high 138 yards rushing, the most by a Syracuse back since Larry Csonka rushed for 154 yards in 1967. The Orangemen won 21 games during Johnston's final two seasons.


PERSONAL: Daryl Peter Johnston was named Western New York Player of the Year in 1983 while playing for Lewiston-Porter High School in Youngstown, NY. Daryl graduated first in his class of 290 students with a 4.0 grade-point average. His sister JoAnn played goaltender for the University of Rochester soccer team, which won two national championships. He earned his degree in economics from Syracuse. Last year, Daryl teamed up with Half-Price Books on a fund raising program called "The Reading Team" to support literacy groups in Texas. He appeared on t-shirts and posters promoting the program. In addition, he hosted a weekly radio show on KRLD (1080-AM) during the season called "The Moose Call." That name is also used on the newsletter members of the newly formed Moose Club receive when they join Johnston's fan club. He also teamed with Texas Rangers first baseman Will Clark and Dallas Stars defenseman Mark Tinordi on a poster promoting helmet safety.

JOHNSTON'S COWBOYS TOTALS

Rushing					Receiving						
Year	No.	Yds.	Avg.	Long	TD	Year	No.	Yds.	Avg.	Long	TD
1989	67	212	3.2	13	0	1989	16	133	8.3	28	3
1990	10	35	3.5	8	1	1990	14	148	10.6	26	1
1991	17	54	3.2	10	0	1991	28	244	8.7	22	1
1992	17	61	3.6	14	0	1992	32	249	7.8	18	2
1993	24	74	3.1	11	3	1993	50	372	7.4	20	1
1994	40	138	3.5	9t	2	1994	44	325	7.4	24	2
Totals	175	574	3.3	14	6	Totals	184	1,471	8.0	28	10
Playoffs											
1991	1	3	3.0	3	0	1991	2	9	4.5	6	0
1992	4	11	2.8	4	1	1992	7	48	6.9	10	0
1993	8	25	3.1	5	1	1993	10	74	7.4	12	0
1994	2	8	4.0	4	0	1994	4	27	6.8	11	0
Totals	15	47	3.1	5	2	Totals	23	158	6.9	12	0

SINGLE-GAME BESTS

Rush Yards — 60 vs. Green Bay, 12/24/89
 Rush Attempts — 16 vs. Green Bay, 12/24/89
 Long Rush — 14 vs. Washington, 9/7/92
 Receptions — 11 vs. Miami, 11/25/93
 Yards Receiving — 75, vs. Miami, 11/25/93
 Long Reception — 28 at Kansas City, 10/22/89



Robert Jones

Linebacker

6'2" ★ 237 ★ 9/27/69

East Carolina

D-1B for '92 ★ 4th Year



PRO: Robert Jones' short career with the Dallas Cowboys has been a roller coaster ride, with the car now heading up the highest hill. After starting thirteen games at middle linebacker as a rookie and finishing second on the team in tackles, Jones had to deal with being demoted early in his second season with the club. But he fought back and in 1994, reclaimed the starting spot he once had. Now entering his fourth season, Jones has

already recorded thirteen double-digit tackle games, including six games with more than fifteen tackles. And with Jones starting in the middle, the Dallas defense finished the 1992 and 1994 seasons as the top ranked defense in the NFL, including the top ranked run defense in 1992.

1994: Jones reclaimed the starting middle linebacker spot he held as a rookie in 1992 when Pro Bowler Ken Norton Jr. was lost to free agency. And as it did in 1992, the defense led the league, giving up only 269.9 yards per game. Jones led the team with a career high 162 tackles, including nine double-digit tackle games — eight over the last eleven regular-season games. His efforts earned him *USA Today* All-Pro honors. He started the season with nine tackles, earning a game ball, at Pittsburgh (9/4), where he helped limit the Steelers offense to 126 total yards. He received another game ball for leading the team in tackles (11) and contributing two key goal-line stops in the final minute to preserve a victory against Philadelphia (10/16). He received a game ball the next week at Arizona (10/23) for recording 13 tackles and helping limit the Cardinals running game to a 2.9 yard average on 37 carries. Jones helped limit the N.Y. Giants (11/7) to 55 yards rushing, and he led the team with 16 tackles against Green Bay (11/24). He received another game ball when he recorded a career-high 19 tackles, tying for the third most in Dallas history, at Philadelphia (12/4). He contributed 18 tackles at the N.Y. Giants (12/24), and posted 71 tackles over the last five regular-season games. Jones led the team with 17 postseason tackles, including a team high 10 vs. Green Bay (1/8/95).

1993: Following his successful rookie season, Jones began 1993 as the starting middle linebacker. He started the year where he left off in 1992 with a 16-tackle performance in the season opener at Washington (9/6). The next week vs. Buffalo (9/12), he led the team with 11 tackles, becoming the first player with back-to-back double-digit tackle games since September, 1991. Following the win at Phoenix (9/19), he was moved to the back-up linebacker spot behind Norton. Jones went on to see plenty of special teams play and also played linebacker in goal-line and short yardage situations. He was a contributor on a Dallas defense that set a club record for fewest touchdowns allowed in a season with 21.

1992: As a rookie, Jones fulfilled many of the expectations placed on him in 1992 by finishing second on the team in tackles with 108 and recording one sack, two tackles for losses, four quarterback pressures, one pass defended and one fumble recovery. His output in 15 games, 13 starts, earned him NFC Defensive Rookie of the Year honors from UPI. Jones became the first rookie defender to start a Dallas season opener (Washington 9/7) since Ron Francis in 1987, and the first rookie linebacker to start a season opener for the Cowboys since Lee Roy Jordan in 1963. Jones recorded 16 tackles at Philadelphia (10/5), the most tackles by a rookie since Eugene Lockhart had 17 on Dec. 2, 1984 at Philadelphia. He duplicated the 16-tackle yield vs. Kansas City (10/18). His sack against Seattle (10/11) was the first by a rookie linebacker since Lockhart against Washington, Dec. 9, 1984. Beginning with the game at Philadelphia (10/5), Jones totaled 50 tackles over the next four games. Jones had posted 88 tackles through the Phoenix game (11/22) to surpass Lockhart's club rookie record of 86 tackles in 1984. His top outing during the playoffs was in the first-round game against Philadelphia (1/10/93) when he tied for the team lead with seven tackles. The Jones led Dallas defense finished the year as the top ranked run and overall defense in the league.


GAMES/STARTS (regular season, playoffs): 1992 (15/13, 3/3), 1993 (13/3, 2/0), 1994 (16/16, 2/2). Totals — 44/32, 7/5.

COLLEGE: As a unanimous first-team All-America in 1991 and a finalist for the Dick Butkus award, given annually to the nation's top collegiate linebacker, Jones ended his career with 478 tackles. The second-highest total in East Carolina history included 151 tackles in his senior season while leading the Pirates to a 12-1 record and a No. 9 national ranking. He wrapped up his college career with 16 tackles, an interception and a blocked extra point in ECU's 37-34 victory over North Carolina State in the Peach Bowl. He also participated in the East-West Shrine Game following the season.

PERSONAL: A four year letterman at Nottaway High School in Blackstone, VA, Robert Lee Jones recorded 120 tackles and led his team to the 2A state championship as a senior. Jones, an honor roll student, spent a year at Fork Union Military Academy before moving to East Carolina. He was a criminal justice major in college. He and wife Maneesha have two sons, Cayleb (3/21/93) and Isiah (3/30/95).

JONES' COWBOYS TOTALS

Year	Tackles			Sacks	QB Press.	Tkl/ Loss	Passes Def.	For. Fum.
	Solo	Ast.	Tot.					
1992.....	55	53	108	1	4	2(-2)	1	0
1993.....	16	20	36	0	0	2(-2)	0	0
1994.....	83	79	162	0	2	4(-12)	3	0
Totals.....	154	152	306	1	6	8(-16)	4	0
Playoffs								
1992.....	7	6	13	0	1	0	0	0
1994.....	10	7	17	0	1	0	0	0
Totals.....	17	13	30	0	2	0	0	0
Opponents' Fumbles Recovered					SINGLE-GAME BESTS			
Year	No.	Yds.	Avg.	Long	TD	Tackles — 19 @ Philadelphia, 12/4/94		
1992.....	1	0	0.0	0	0	Solo — 11 vs. Green Bay, 11/24/94		
1994.....	1	0	0.0	0	0	Assists — 13 @ Philadelphia, 12/4/94		
Totals.....	2	0	0.0	0	0	Tackles for loss — 2(-4) vs. Detroit, 9/19/94		



David Lang

Running Back

5'11" ★ 210 ★ 3/28/68

Northern Arizona

UFA (StL) '95 ★ 5th Year

38

PRO: Dallas signed unrestricted free agent David Lang on April 27, 1995, to help shore up the Cowboys' special teams units, which were depleted by free agency departures. Lang, who was used primarily on special teams by the Rams, is a tough blocker with good open-field speed. Having played under Dallas Offensive Coordinator Ernie Zampese for three years while Zampese was with the Rams, Lang already has an understanding of the Dallas offensive system, providing the Cowboys with an experienced back behind Daryl Johnston and Emmitt Smith.

1994: Lang led the Rams with 27 kickoff returns for 626 yards, good for a 23.2 yard average — ninth best in the NFC. He also contributed 34 rushing yards on six carries and eight receptions for 60 yards. He finished third on the team with 10 special teams tackles. After seeing mostly special teams action during the first four games of the season, Lang suffered a thigh bruise in the second half against Atlanta (10/2) and missed the next three games. His second game back from the thigh bruise, he replaced the injured Johnny Bailey as the third down back against the L.A. Raiders (11/13). Lang returned three kicks for 59 yards, including a long of 29 yards, against the Raiders. He returned five kickoffs for 151 yards (30.2 avg.) at San Diego (11/27) and returned three kickoffs for 104 yards (34.7) two weeks later at Tampa Bay (12/11), including a career-long 57 yarder to start the second half. At Chicago (12/18), he returned four kickoffs for 85 yards, including a long of 31 yards to start the game. He finished out the year with three returns for 55 yards and three receptions for 17 yards against Washington (12/24).

1993: Lang suffered a knee injury during training camp and missed the first eight games of the season. He saw his first action of the year against Atlanta (11/14) and rushed for 29 yards on two carries, including a season-long 28 yarder. Against Cleveland (12/26), Lang caught two passes for 27 yards, including a season long 21-yarder.

1992: Lang replaced the injured Robert Delpino at fullback at San Francisco (10/4) and started the final eleven games of the season. Lang's first career start came at New Orleans (10/11), and he scored a one-yard touchdown on his only carry against the N.Y. Giants (10/18). At Atlanta (11/1), he set a career-high with 84 yards receiving on two catches, including a season long 67-yard touchdown catch. He replaced Cleveland Gary

against San Francisco (11/22) and finished the day with 62 yards rushing on a career-high 11 carries. Lang's longest play from scrimmage was a 71-yard run at Green Bay (12/20). Against Atlanta (12/27), he rushed for three touchdowns, including a 37-yarder.

1991: Lang was used primarily on special teams during his rookie season, registering eight special teams tackles (seven solo) and averaging 16.2 yards-per-kickoff return. Lang, who was the 327th overall pick (12th round) in the 1990 NFL Draft, saw his first football action in 1991 after missing the 1990 season due to personal reasons.

GAMES/STARTS (regular season, playoffs): 1991 (16/0-Rams), 1992 (16/11-Rams), 1993 (6/0-Rams), 1994 (13/0-Rams), Total - 51/11.

COLLEGE: Lang finished up his career at Northern Arizona with a career-high 189 yards rushing, including a 70-yard touchdown, and 106 yards receiving, including a 80-yard touchdown, against Nevada-Reno in the season finale. As a senior, he led the Lumberjacks in rushing with 521 yards on 94 carries and in receiving with 41 catches for 447 yards. He started the first four games of his junior season, accounting for 146 rushing yards and 13 catches for 114 yards before suffering a knee injury that sidelined him for the remainder of the year. As a sophomore in 1987, Lang carried the ball 47 times for 240 yards and caught 14 passes for 96 yards.

PERSONAL: Born in San Bernardino, CA, Lang was a letterman in football and track at Eisenhower High School in Rialto, CA. As a senior, he was an all-league selection in football and anchored the 4x100 meter relay team that finished third at the California state finals. Lang, a criminal justice major, has two daughters, Daivisha (7/27/88) and Demi (11/17/91).

LANG'S NFL TOTALS

Rushing					Receiving						
Year	No.	Yds.	Avg.	Long	TD	Year	No.	Yds.	Avg.	Long	TD
1991(Rams)	0	0	0.0	0	0	1991(Rams)	0	0	0	0	0
1992(Rams)	33	203	6.2	71	5	1992(Rams)	18	328	18.2	67	1
1993(Rams)	9	29	3.2	28	0	1993(Rams)	4	45	11.3	21	0
1994(Rams)	6	34	5.7	17	0	1994(Rams)	8	60	7.5	12	0
Totals	48	266	5.5	71	5	Totals	30	433	14.4	67	1

Kickoff Returns

Year	No.	Yds.	Avg.	Long	TD
1991(Rams)	12	194	16.2	34	0
1992(Rams)	13	228	17.5	26	0
1994(Rams)	27	626	23.2	57	0
Totals	52	1,048	20.2	57	0

SINGLE-GAME BESTS

Rushing attempts — 11 vs. San Francisco, 11/22/92
 Rushing yards — 72 vs. Green Bay, 12/20/92
 Receptions — 4 @ Green Bay, 12/20/92
 Receiving yards — 84 @ Atlant, 11/1/92
 Long Kickoff Return — 57 @ Tampa Bay, 12/11/94



Leon Lett

Defensive Tackle
6'6" ★ 288 ★ 10/12/68
Emporia State
D-7 for '91 ★ 5th Year



PRO: In 1994, Leon Lett not only made the jump from reserve defensive tackle to the Cowboys starting lineup, he jumped all the way to the starting lineup for the NFC Pro Bowl squad. When left tackle Tony Casillas departed Dallas as a free agent in 1994, Russell Maryland moved from the right side to the left, opening a space for Lett as a starter. Lett took full advantage of that as he continued to improve as one of the league's top young defensive tackles. Nicknamed "Big Cat" by teammates for his agility, Lett has evolved into a powerful run stuffer and speedy pass rusher and has continued to tap into his enormous talent pool each season since being drafted in the seventh round out of Emporia State in 1991.

1994: Lett entered the 1994 season with 60 career tackles and six career starts, but

he went on to start all 16 games and collect 68 tackles, topping his three year career total. In addition, his 26 quarterback pressures were good for second on the team, helping him earn a spot in the starting lineup for the NFC at the Pro Bowl. Lett started the 1994 season with a bang, recording a career-high six quarterback pressures at Pittsburgh (9/4). In that game, the Dallas defense limited the Steelers to 126 yards of total offense and logged nine sacks. In the Cowboys home opener against Houston (9/11), Lett had five tackles and another five quarterback pressures. In an overtime loss to Detroit (9/19) on Monday night, Lett established a club record when he blocked two field goals in the same game. The first block came at the end of regulation and the second came in overtime, keeping Dallas' hopes alive until the final seconds of the game. During the game, his playing time on defense was limited because of a groin injury suffered during the week at practice. Gutsy play like that landed Lett on the All-Madden team after the season. In the club's next Monday night game — a 38-10 win over the N.Y. Giants (11/7), Lett received a game ball for recording four tackles and his first sack of the season. The following week at San Francisco (11/13), Lett logged the first multiple sack game of his career with two take-downs of Steve Young. In back-to-back games against Washington (11/20) and Green Bay (11/24), Lett accounted for 12 tackles, including a career-high six solo stops against the Redskins. His play against the Packers helped limit Green Bay to 29 yards rushing on 18 attempts. In December, Lett posted a career-best performance against Cleveland (12/10) with seven tackles and came back in the regular season finale at the N.Y. Giants (12/24) to log six tackles and a sack.

1993: Although he saw action in only 11 games in 1993, Lett led all defensive linemen in passes deflected for the second straight season with four, while the other seven Dallas linemen combined for 11 batted passes. Despite being hobbled during the season with a broken ankle, Lett displayed his versatility in moving along the defensive line to replace fallen teammates. For the season, Lett saw playing time all along the defensive line, including starts at both right tackle and right end. Lett nabbed his first NFL start in the season opener at Washington (9/6) in place of an injured Casillas and recorded three tackles. Lett returned to back-up duty at Phoenix (9/19), but fractured his right ankle in the second quarter of that game. It was a re-injury of a fracture Lett first suffered during summer workouts, and it kept him out of the next five games. Lett returned to the line-up in time to again face Phoenix (11/14), recording two tackles and batting two passes down at the line of scrimmage. The remainder of the season, Lett primarily bounced between right tackle and right end, recording five tackles at Atlanta (11/21) and batting down two more passes against Miami (11/25). He earned starts at right tackle against Philadelphia (12/6) and at Minnesota (12/12) in place of an injured Maryland, and he tied for the lead among all defensive linemen in tackles against the Vikings with four. Lett started at defensive end vs. Washington (12/26) when Charles Haley's back kept him out of the line-up. The following week at right end at the N.Y. Giants (1/2/94), he logged five tackles and added three quarterback pressures. When Maryland was injured in the second quarter, Lett moved back inside to fill the void at tackle, and he went on to start all three postseason games at right tackle for Maryland, finishing third on the team in the postseason in tackles with 17. In the Divisional Playoff Game against Green Bay (1/16/94), Lett had an outstanding day, recording a season-high six tackles, a tackle for a loss, two passes defensed, recovered a fumble and had three quarterback pressures. One of his deflected passes was intercepted by Haley early in the fourth quarter and led to a Dallas field goal. For the second year in a row, Lett was responsible for one of the most memorable plays of the Super Bowl when he forced Thurman Thomas to fumble early in the third quarter. James Washington picked up the loose ball and returned it 46 yards for a touchdown, tying the game at 13-13 and swinging the momentum back in Dallas' favor. Lett also added six tackles on the day.

1992: After starting the 1992 season slowly, Lett picked up the pace when Dallas faced a string of AFC West teams. Against Seattle (10/11), he had two tackles, two quarterback pressures and a pass defensed. The next week he recorded his first career sack along with two tackles against Kansas City (10/18), and in Los Angeles (10/25) he recovered a fumble at the Raiders 32-yard line in the fourth quarter. Primarily used at right tackle in passing situations, he finished the season tied for second on the team with 19 quarterback pressures, including at least one pressure in each of the final seven regular season games. In the postseason, Lett was at his best, tying for the team lead with two tackles for losses

and leading the team with three forced fumbles. He also established a record for the longest fumble return in Super Bowl history when he rambled 64 yards in the fourth quarter with a Buffalo miscue. Lett put the finishing touches on the Cowboys' Super Bowl XXVII victory in Pasadena when he sacked Frank Reich on the game's final play.

1991: After making the 47-man roster in 1991, Lett was placed on injured reserve with a back problem on August 27 and spent the next 11 weeks working to improve his strength and weight. He was re-activated on November 21, and against undefeated Washington (11/24) at RFK on his first regular-season play in the National Football League, Lett stuffed Redskins running back Earnest Byner after a one-yard gain. Lett played some at defensive tackle the final five games of the season and in the playoffs. The first person from Emporia State to make a Cowboys' roster, Lett was the first player to be drafted from the school since Steve Henry in the fifth round in 1979 and the first defensive lineman selected from Emporia State since John Lohmeyer in the fourth round in 1973.

GAMES/STARTS (regular season, playoffs): 1991 (5/0, 1/0), 1992 (16/0, 3/0), 1993 (11/6, 3/3), 1994 (16/16, 2/2). Total — 48/22, 9/5.

COLLEGE: A big part of a defense that held opponents to 4.1 yards per play and 3.1 yards per carry during his two years at Emporia State, Lett finished second on the team in sacks and earned All-NAIA District 10 honors despite missing three games due to a leg injury as a senior. He had a monster effort with six tackles, two tackles for a loss, a sack, an interception and a blocked kick against Northeastern Oklahoma State in 1990. Lett transferred to Emporia State after two seasons at Hinds, MS, Junior College.

PERSONAL: Leon Lett starred in football and basketball at Fairhope, AL, High School. A sociology major at Emporia State, Lett participated in the Shriner's Christmas Gift Drive in 1991. He has a daughter Shanavia (7/3/87).

LETT'S COWBOYS TOTALS

Year	Solo		Tackles		Sacks	Tkl/Loss	QB Press.	Passes Def.	For. Fum.	Blk Kicks
	1	2	Tot.	Ast.						
1991	1	1	2	0	0	0	0	0	0	0
1992	13	13	26	3	1(-1)	19	4	0	0	0
1993	18	14	32	0	3(-8)	10	4	0	0	0
1994	41	27	68	4	7(-16)	26	1	1	2	2
Totals	73	55	128	7	11(25)	55	9	1	1	2
Playoffs										
1991	0	1	1	0	0	0	0	0	0	0
1992	5	5	10	1	2(-9)	2	2	3	0	0
1993	11	6	17	0	1(-2)	5	2	1	0	0
1994	3	6	9	0	0	5	1	0	0	0
Totals	19	18	37	1	3(-11)	12	5	4	0	0

Year	Opponents' Fumbles Recovered				TD
	No.	Yds.	Avg.	Long	
1992	1	0	0.0	0	1
Playoffs					
1992	1	64	64.0	64	0
1993	1	0	0.0	0	0
Totals	2	64	32.0	64	0

SINGLE-GAME BESTS

Total Tackles — 7 vs. Cleveland, 12/10/94
Solo Tackles — 6 vs. Washington, 11/20/94
Assists — 3 five times, last @ N.Y. Giants, 12/24/94
Sacks — 2 @ San Francisco, 11/13/94
Tackles for a loss — 2 twice vs. Phil., 10/16/94 and @ Arizona, 10/23/94
QB Pressures — 6 @ Pittsburgh, 9/4/94



Brock Marion

Safety

5'11" ★ 189 ★ 6/11/70

Nevada-Reno

D-7 for '93 ★ 3rd Year



PRO: Entering his third season, Brock Marion has been a staple for the Cowboys special teams units and has provided good play in the "45" and nickel defenses. This 80

season, Marion will be asked to step up his play another notch as he vies for the starting free safety spot vacated by the free agency departure of James Washington. With two career interceptions and 45 career tackles on a part time basis, Marion has shown the instinct the Dallas coaches will be looking for from their starting safeties. Marion, only the third Nevada-Reno player to play for the Cowboys (Don Smerek, 1981-87, and Derek Kennard, 1994), finished in the top three for special teams tackles in each of his first two seasons, and he has returned five kickoffs during his tenure with Dallas. Although special teams play has been his forte, Marion will need to make a name for himself in the Cowboys defensive backfield in 1995.

1994: Marion, used mostly for his special teams abilities, saw most of his action in 1994 at the strong-safety spot when Darren Woodson moved to linebacker in the "45" and nickel defense. He saw considerable action at the safety position in Dallas' nickel defense at Pittsburgh (9/4), recording two tackles. Marion earned his first NFL start against Houston's (9/11) run-and-shoot offense the next week, recording five tackles and a pass defended. He recorded his first career sack, to go along with four tackles and a forced fumble, and earned a game ball against the N.Y. Giants (11/7). Marion got his only interception of the season against Washington (11/20), and he tallied four special teams tackles against the Redskins. He finished out the regular season inactive at New Orleans (12/19) and at the N.Y. Giants (12/24) while recovering from fractured ribs suffered against Cleveland (12/10). He recorded a career-high nine tackles, with a pass defended, vs. Green Bay (1/8/95) in the first round of the playoffs. His three special teams tackles, and overall special teams play, against the Packers earned him NFC Special Teams Player of the Week honors. Marion finished the regular season tied for third on the team with 23 special teams tackles, and he was second among all non-starters with 29 defensive stops. Showing his versatility, Marion returned two kickoffs for 39 yards during the season, and had one kickoff return at San Francisco (1/15/95) in the NFC Championship Game for fourteen yards.

1993: Marion, who finished third on the team with nineteen special team tackles, was a key contributor in making the Dallas special teams unit one of the best in the NFL. As linebacker in the Cowboys nickel defense, Marion posted 16 tackles, one interception, three passes defended, two forced fumbles, and one fumble recovery. He recorded his first career tackle while seeing fourth quarter action at safety at Indianapolis (10/10). When Kenny Gant was sidelined with an injury in the second quarter at Atlanta (11/21), Marion moved into the nickel defense at linebacker and responded by recording a season-high five tackles and forcing a fumble. Against Miami (11/25) on a snow covered field at Texas Stadium, Marion grabbed his first career interception, tied his season-high with five tackles, forced a fumble and deflected a pass. He earned a special teams game ball at the N.Y. Jets (12/18) for leading the team with four tackles and recovering a muffed punt. Marion, who had eight career blocked kicks in college, deflected a punt in the NFC East clinching victory at the N.Y. Giants (1/2/94). Replacing the injured Gant, Marion returned his first career kickoff in the playoff opener against Green Bay (1/16/94).

GAMES/STARTS (regular season, playoffs): 1993 (15/0, 2/0), 1994 (14/1, 2/0). Total-29/1, 4/0

COLLEGE: A three year starter at cornerback, Marion moved to strong safety his senior year and ended his collegiate career with 303 total tackles (202 solo), 44 passes defended and returned 13 interceptions for 114 yards. A three time all conference selection, twice All-Big Sky and once Big West, Marion led the secondary in tackles for four straight years, and during his career, the Wolf Pack won three straight conference titles, landed two NCAA I-AA playoffs berths and a bid to the Las Vegas Bowl.


PERSONAL: Brock Elliott Marion earned nine varsity letters in football, basketball and track at West High School in Bakersfield, CA. An all-state selection as a senior, he led the state with 13 interceptions. Brock was an interior design major at Nevada-Reno. His father, Jerry Marion, played wide receiver for the Pittsburgh Steelers in 1967 and his uncle, Brent McClanahan, was a running back for the Minnesota Vikings from 1973 to 1980. Brock and wife Keri have a daughter, Brianna (8/9/93).

MARION'S COWBOYS TOTALS

Year	Tackles		Tot.	Sacks	Tkl/ Loss	QB Press.	Passes Def.	For. Fum.	Special Teams	
	Solo	Ast.							Solo	Ast. - Tot.
1993	11	5	16	0	0	0	3	2	17	2-19
1994	21	8	29	1.0	1	1	3	1	18	5-23
Totals	32	13	45	1.0	0	1	6	3	35	7-42
Playoffs										
1993	0	1	1	0	0	0	0	0	1	2-3
1994	5	5	10	0	0	1	1	0	2	1-3
Totals	5	6	11	0	0	1	1	0	3	3-6
Opponents' Fumbles Recovered										
Year	No.	Yds.	Avg.	Long	TD					
1993	1	0	0.0	0	0					
Kickoff Returns										
Year	No.	Yds.	Avg.	Long	TD					
1994	2	39	19.5	21	0					
Playoffs										
1993	2	28	14.5	14	0					
1994	1	14	14.0	14	0					
Totals	3	42	14.0	14	0					
Pass Interceptions										
Year	No.	Yds.	Avg.	Long	TD					
1993	1	2	2.0	2	0					
1994	1	11	11.0	11	0					
Totals	2	13	6.5	11	0					

SINGLE-GAME BESTS

Tackles — 5 three times, last vs. Houston, 9/11/94
playoffs — 9 vs. Green Bay (1/8/95)



Russell Maryland

Defensive Tackle
6'1" ★ 279 ★ 3/22/69
Miami
D-1 for '91 ★ 5th Year



PRO: Hard work and determination have been the keys to Russell Maryland's success — at every stage of his career. Maryland is usually the last player off the field after each practice, taking extra time to perfect the techniques of his trade with a little extra individual work. Throughout his high school, college and professional days, Maryland has persevered with a work-ethic that has set an example for his teammates while illustrating his presence as a conscientious and tireless competitor. He is one of the NFL's quickest defensive tackles, and his relentless pursuit of the ball has helped him become a consistent playmaker on Dallas defenses that have been ranked first in the NFL in 1994 and 1992. Since Maryland joined the Cowboys in 1991, his combined total of forced fumbles (7) and fumbles recovered (5) is greater than any other Dallas player during that four season span.

1994: For the first time in his career, Maryland was able to fight off some of the nagging injuries that have slowed him in the past and start all 16 regular season games. He was a key contributor toward helping the Cowboys earn the NFL's No. 1 overall defensive ranking. Although he was used almost exclusively in running situations, Maryland was still able to compile single-season career-high figures for quarterback pressures (21) and passes defended (3). He closed the year with one forced fumble (vs. Houston on 9/11), marking the fourth straight season that he has caused at least one fumble. He also picked up his fifth career fumble recovery at Washington (10/2). Maryland registered a career-high day for quarterback pressures with five at Cincinnati (10/30). He raised his career sack total to 12.5 with sacks vs. Houston, at Arizona (10/23) and at New Orleans (12/19).

1993: Maryland's hard work and perseverance paid off as he was selected to his first Pro Bowl after just three seasons in the NFL. Maryland became the first defender, who was drafted by Dallas, to be selected to the Pro Bowl as a Cowboy since Randy White in 1985. On the road to Hawaii, Maryland also picked up his fourth championship ring in

seven years, as he added his second Super Bowl ring to the two collegiate national championship rings he won while playing at the University of Miami (1987 and 1989). Hampered by continual foot problems, Maryland missed four regular season starts and was forced to sit out the Divisional Playoff Game (vs. Green Bay on 1/16/94) because of an ankle injury sustained in the regular season finale at the N.Y. Giants (1/2/94). Maryland was still the picture of consistency as one of the league's top run stopping forces despite his injury setbacks. He averaged over four tackles per game in the 12 games that he started and finished during the regular season. He tied for second on the team in tackles for lost yardage (6 for losses of 13 yards), and he turned in one of his finest performances of the year in the NFC title game vs. San Francisco (1/23/94): five tackles, one sack and one deflected pass. He had season-high tackle performances at Phoenix (9/19) and at the N.Y. Jets (12/28) with six tackles each, while collecting sacks against the Cardinals (9/19) and Redskins (12/26). Used primarily on running downs, Maryland ranked second on the team in tackles among defensive linemen with 56 stops. Maryland was the only Dallas defensive player to register at least two forced fumbles (San Francisco-10/17 and the Giants-11/7) and two fumble recoveries (Buffalo-9/12, and Philadelphia-10/31).

1992: He played almost the entire season with a dislocated (second left) toe that required post-season surgery. Maryland was a run-stopping force that helped Dallas earn the NFL's top overall defensive rating, while also topping the league's rushing defense charts by allowing only 77.8 yards per game on the ground. He missed the first two games of the season with the toe injury but returned to average 3.5 tackles per game in almost exclusive running down situations. He started the last 13 regular season games — and all three postseason outings — and finished the year as the team's third leading tackler among defensive linemen with 49 stops. He also ranked second on the squad in tackles for lost yardage with five stops for losses totaling ten yards, while forcing one fumble and recovering two others. His second fumble recovery of the season came in the final game of the year against his hometown Chicago Bears (12/27). Maryland picked up a third-quarter Bear miscue and returned it 26 yards to bring the Dallas lead to 17-0. His lone forced fumble of the season came at Denver (12/6), setting up a Dallas touchdown at the Bronco 20-yard line. Maryland has always come up big in games played against strong running teams, and in 1992, he enjoyed his finest outings of the season against the Giants (seven tackles on 11/26), Cardinals (six stops on 11/22) and Eagles (six tackles, 10/5). He earned a game ball for the Giants performance to go along with another the following week at Denver. He had a pair of playoff sacks against Philadelphia (1/10/93).


1991: As a rookie, Maryland saw spot duty throughout the first half of the season. As his playing time increased midway through 1991, he began to make big contributions. After a season-high three quarterback pressures against Phoenix (11/3), Maryland was promoted to the first unit the next week vs. Houston (11/10). On the Oilers final play from scrimmage before kicking the game-winning field goal in overtime, Maryland dropped Lorenzo White for a two-yard loss and almost forced a fumble. He finished his first pro start with five tackles, a sack, a quarterback pressure and the tackle for a loss. Over the final seven regular-season games, no Cowboys player had more sacks or quarterback pressures than Maryland. He finished the year with 4 1/2 sacks to lead NFL rookie defensive linemen and place second behind Denver's Mike Croel among all rookies in the league. Despite starting only seven games, Maryland finished second on the team in quarterback pressures with 16. Only Tampa Bay's Keith McCants, who started 16 games in 1991, had more forced fumbles among defensive linemen in the league than Maryland. Named the NFL Rookie of the Year by the *Edelstein Pro Football Letter*, Maryland also earned consensus all-rookie honors. During the Cowboys' five-game winning streak to end the season and make the playoffs, Maryland spurred a defensive effort that held opponents to 82.4 yards rushing per contest. Against Pittsburgh on Thanksgiving Day (11/24), he recorded two sacks, then in the win at Philadelphia (12/15) to clinch a post-season berth, Maryland had a season-high seven tackles. When Dallas beat the Bears in Chicago (12/29) in a first-round playoff match, he came through with five tackles, a sack, two quarterback pressures and batted down a pass.

GAMES/STARTS (regular season, playoffs): 1991 (16/7, 2/2), 1992 (14/13, 3/3), 1993 (16/12, 2/0), 1994 (16/16, 2/2). Total - 62/48, 9/7.

COLLEGE: A two-time All-America and 1990 Outland Trophy winner, Maryland played a big role on a Miami team that compiled a 44-4 record, never lost at home, won four straight bowl games, captured two national titles and finished no lower than third in the rankings during his tenure. Maryland's final game with the Hurricanes came in Dallas against Texas in the 1991 Cotton Bowl where he tied a career-high with three sacks to earn defensive player of the game honors. Maryland also had a big day in Miami's 1989 Sugar Bowl win over Alabama — with eight tackles and two sacks. When Miami played Notre Dame in 1990, Maryland recorded a career-high 20 tackles. He picked up the nickname, "The Conscience" while at Miami, a tribute to his ability to encourage his teammates to work hard on the field and in the classroom. Maryland joined Buck Buchanan (1963), Bubba Smith (1967) and Ken Sims (1982) as only the fourth defensive tackle to be drafted with the first overall pick in the NFL Draft. Including Maryland, four Miami defensive linemen — Jerome Brown (1987), Bill Hawkins (1989), Cortez Kennedy (1990) — were selected in the first round from 1987-91.

PERSONAL: Russell Maryland starred as a two-way lineman at Whitney Young High School, where he also competed on the track team in the shot put and was undefeated in the "Big Man's 60-yard dash," which was open only to competitors in the field events. Due to his scholastic achievements at Whitney Young, one of Chicago's toughest for academics, Maryland could have attended several Ivy League schools. He graduated with a degree in psychology prior to his final season at Miami and wrote a column for *USA Today* on underclassmen entering the NFL Draft. During the offseason, Russell has become involved with the inner-city Boy Scouts in Dallas and he has also judged students' drawings as part of an anti-drug campaign in McKinney, TX. He is also very active in several charitable interests with the Russell Maryland Foundation in his hometown of Chicago, including an annual football camp for inner city youth.

MARYLAND'S COWBOYS TOTALS									
Year	Tackles			Sacks	Tkl/ Loss	QB Press.	Passes		For. Fum.
	Solo	Ast.	Tot.				Def.	Int.	
1991	20	13	—	33	4 1/2	5(-17)	16	1	3
1992	26	23	—	49	2 1/2	5(-10)	12	0	1
1993	32	24	—	56	2 1/2	6(-13)	12	0	2
1994	21	26	—	47	3	1(-1)	21	3	1
Totals	99	86	—	185	12 1/2	17(-41)	61	4	7
Playoffs									
1991	5	1	—	6	1	0	2	0	0
1992	7	5	—	12	2	2(-2)	3	0	0
1993	5	2	—	7	1	0	3	1	0
1994	2	2	—	4	0	2(-5)	5	0	0
Totals	19	10	—	29	4	4(-7)	13	1	0
Opponents' Fumbles Recovered									
Year	No.	Yds.	Avg.	Long	TD	SINGLE-GAME BESTS			
1992	2	26	13.0	26ft	1	Tackles — 7 three times, last vs. N.Y. Gia., 11/26/92			
1993	2	0	0.0	0	0	Solo Tackles — 5 three times, last @ Denver, 12/6/92			
1994	1	0	0.0	0	0	Assists — 5, three times, last @ Arizona, 11/22/92			
Totals	5	26	5.2	26ft	1	Sacks — 2 vs. Pittsburgh, 11/28/91			
						QB Pressures — 5 @ Cincinnati, 10/30/94			



Hurvin McCormack

Defensive Tackle

6'5" ★ 274 ★ 4/6/72

Indiana

FA for '94 ★ 2nd Year



PRO: A promising young talent at a position where NFL caliber performers are very difficult to find via the rookie free agent route, Hurvin McCormack came to the Cowboys

as an unheralded and undrafted talent out of Indiana, and he went on to earn a roster spot in training camp. "Hurvin made this team on competitiveness and desire," says Cowboys Defensive Line Coach John Blake. "He came down to Austin, wanting to make this team, and he proved that he could play at this level." McCormack is noted for having fine speed (4.8 range) for a player of his size. He also has great explosiveness off the ball. He will be expected to contribute in a reserve role in 1995.

1994: McCormack made the Cowboys roster on the strength of a very fine training camp in Austin. He was considered one of the top three surprises of the rookie class. He registered seven tackles, one sack and three quarterback pressures during the preseason. He played in his first career regular season game at Washington (10/2) and went on to see action in a total of four regular season games during the year. He registered a quarterback pressure in the Arizona game (10/9) and picked up his only tackle in the postseason against Green Bay at Texas Stadium (1/8/95).


GAMES/STARTS (regular season, playoffs): 1994 (4/0, 1/0).

COLLEGE: A three-year starter at Indiana, McCormack earned back-to-back All-Big Ten honors following his junior and senior seasons. As a senior, McCormack recorded a career-high 38 tackles and five sacks in just nine games, earning honorable mention All-America honors as the Hoosiers' co-captain. As a junior, McCormack started 10 of 11 games and finished ninth on the team, second among defensive linemen, with 36 tackles. McCormack started all 11 games as a sophomore, and recorded 32 tackles. One of only two true freshman to earn a letter, McCormack recorded eight tackles, including an 11-yard sack in a 42-0 win over Northwestern.

PERSONAL: Hurvin McCormack earned all-conference, all-city and all-district honors at New Dorp High School in Brooklyn, NY. A four-year letterman, McCormack totaled 58 tackles and eight quarterback sacks as a senior. Hurvin majored in sports management at Indiana.

McCORMACK'S COWBOYS TOTALS

Year	Tackles			Sacks	Tkl/ Loss	QB Press.	Passes Def.	For. Fum.
	Solo	Ast.	Tot.					
1994	0	0	0	0	0	1	0	0



Godfrey Myles

Linebacker

6'1" ★ 242 ★ 9/22/68

Florida

D-3A for '91 ★ 5th Year



PRO: Godfrey Myles, a solid blend of size, speed and quickness, gives the Cowboys a linebacker who is equally adept at covering pass receivers out of the backfield or stopping the run. After battling Robert Jones last summer for the starting middle linebacker spot, he spent 1994 backing up all three linebacker positions. Myles, who also sees action in Dallas' nickel defenses, is an important cog on the Cowboys special teams units.

1994: Although Myles saw most of his action on special teams, he also saw playing time as the back-up middle linebacker in the regular and short yardage nickel defenses. Myles finished the preseason second on the team with 17 tackles. He recorded his first defensive stop of the season when he saw action at both outside linebacker spots at Washington (10/2), recording one tackle. He recorded two tackles while playing middle linebacker in the fourth quarter against Arizona (10/9), and he played in the middle in some nickel packages against Philadelphia (10/16), recording four tackles. In fourth quarter action against the N.Y. Giants (11/7), Myles recorded three tackles and a tackle

for a loss while playing strongside linebacker. He recorded three stops at middle linebacker in some nickel defense packages against Cleveland (12/10), helping him finish the regular season with thirteen tackles, one tackle for a loss and one quarterback pressure. He saw the most extensive playing time of his career when he took over at strongside linebacker in the first quarter of the NFC Championship Game at San Francisco (1/15/95). In replacing Dixon Edwards, who suffered a dislocated shoulder, Myles recorded four tackles against the 49ers.

1993: Myles began the season on the physically unable to perform list because of a knee injury suffered during the Cowboys' victory in Super Bowl XXVII (1/30/93). Thanks to his rehabilitation program, he recovered ahead of schedule and returned to practice on Oct. 13. He returned to action at Philadelphia (10/31), and in that game, he recorded four tackles in limited action at strongside linebacker during the second and fourth quarters. Throughout the rest of the season, Myles saw most of his action rotating in for Dixon Edwards at strongside linebacker, finishing with 17 tackles and a tackle for a loss.

1992: After missing almost all of the 1991 season with an injured shoulder, Myles rebounded in 1992 to provide a spark to the Cowboys' defense. As a backup strongside linebacker and a starter in the nickel defense, he contributed 21 tackles and his first pro interception. Myles played on second and long situations when Dallas went to five DB's against Phoenix (9/20), Philadelphia (10/5) and Seattle (10/11), recording nine tackles and one quarterback pressure in that role. He played some on the strongside with the regular defense against Kansas City (10/18), then he replaced an injured Vinson Smith midway through the third quarter against the Raiders (10/25) and recorded four tackles. He closed out the regular season with his first career interception in the season finale against Chicago (12/27). Myles was also a 1992 mainstay on special teams, recording nine tackles. His season crashed to a halt early in Super Bowl XXVII, when he suffered torn ligaments and cartilage damage in his right knee.


1991: An old injury to his right shoulder limited him to participation in only three games. The source of the discomfort was a screw that was too long and tore at the muscle. After missing several weeks of training camp with the problem, Myles was placed on injured reserve Sept. 25 and underwent surgery Oct. 10, missing the rest of the season.

GAMES/STARTS (regular season, playoffs): 1991 (3/0), 1992 (16/0, 3/0), 1993 (10/0, 3/0), 1994 (15/0, 2/0). Total — 44/0, 8/0.

COLLEGE: An honorable mention All-America pick in 1989-90, Myles started 11 games at "Gatorback," a combination strong safety/outside linebacker in Florida's defense as a senior. He finished third on the team in sacks and tackles to earn All-Southeastern Conference in 1990. Named the "most underrated player in the country" by *Sporting News* prior to his junior year, Myles compiled 15 tackles for a loss, four interceptions, eight passes batted down, 3 1/2 sacks, three forced fumbles and one fumble recovery in his final 19 starts for the Gators.

PERSONAL: Godfrey Myles was a second-team all-state pick at Carol City High School in Miami. He also was selected to Florida's 35-man Super Squad that met a team of Georgia prep all-stars in the summer of 1987. Myles majored in sociology at Florida.

MYLES' COWBOYS TOTALS										
Year	Tackles			Sacks	Tkl/ Loss	QB Press.	Passes Def.	For. Fum.		
	Solo	Ast.	Tot.							
1992	12	9	21	0	1(-1)	2	1	0		
1993	6	11	17	0	1(-1)	0	0	0		
1994	7	6	13	0	1(-1)	1	0	0		
Totals	25	26	51	0	3(-3)	3	1	0		
Playoffs										
1993	1	1	2	0	0	0	0	0		
1994	3	2	5	0	0	0	0	0		
Totals	4	3	7	0	0	0	0	0		
SINGLE-GAME BESTS										
Year	Pass Interceptions				Tackles — 4 four times, last vs. Philadelphia, 10/16/94					
	No.	Yds.	Avg.	Long	TD					
1992	1	13	13.0	13	0					



Nate Newton

Tackle

6'3" ★ 320 ★ 12/20/61

Florida A&M

FA for '86 ★ 10th Year

PRO: Nate Newton began his professional career as a free agent signee of the Washington Redskins who was released on the final cut of the 1983 summer training camp. After playing two seasons in the USFL and suffering through two of the worst seasons in Dallas Cowboys franchise history, Newton's perseverance has paid handsome dividends. He is the owner of two Super Bowl rings. He is regarded as one of the NFL's very best offensive guards, and he has been a member of the NFC Pro Bowl squad for each of the past three seasons. Newton, who possesses outstanding natural strength and quickness for a man of his size, has started 47 of the Cowboys last 48 regular season games at left guard. As a left guard and right tackle, he has started more regular season games on the offensive line (119) than any other current Cowboy offensive lineman.

1994: In his ninth NFL season, Newton gained more individual honors and recognition than any previous year. In addition to earning his third straight Pro Bowl trip, he was also named All-Pro by the Associated Press, *Sports Illustrated*, *Pro Football Weekly/Pro Football Writers of America*, *Football Digest* and *College & Pro Football Newsweekly*. To punctuate his career-best season, Newton was also selected as the NFL Offensive Lineman of the Year by the NFL Alumni Association, while garnering his sixth straight All-Madden team selection. Newton started all 16 games at left guard while helping the Dallas offensive line establish a new team record by allowing just 20 sacks — for losses totaling just 93 yards. Dallas led the NFL in allowing the fewest yards in QB sacks (93) and the Cowboys were fourth in fewest sacks allowed (20). Emmitt Smith finished the year third in the NFL rushing race with 1,484 yards, and the Cowboys were fifth in the NFL in rushing yards per game, averaging 122.1 yards. Newton received a game ball in the Cowboys win over the Giants (11/7) in which Smith rushed for 163 yards on 35 carries and Troy Aikman was not sacked in 24 passing attempts.

1993: In his second straight Pro Bowl season at left guard, Newton was again a key figure in clearing the way for Emmitt Smith's third straight rushing title. In each of Smith's three consecutive rushing title seasons (1991-93), the Dallas offensive line helped the Dallas running back gain 4,762 yards on the ground for an average of almost 1,600 yards per season. Newton earned a game ball for his blocking at Philadelphia (10/31) when Smith rushed for an NFL-season-high and club-record 237 yards. The Cowboys had the NFL's second ranked rushing offense, averaging 135.1 yards per game, en route to a second straight Super Bowl title. In Super Bowl XXVIII, the Cowboys offensive line was considered the biggest group to ever take the field in the NFL. With John Geseck substituting for the injured Mark Stepnoski, the Dallas offensive front averaged 316 pounds per man. During the regular season, Newton and Co. permitted the lowest number of sacks in the NFC with 29 for losses totaling just 10.2 yards per game. In 16 regular season games, the Cowboys allowed more than two sacks in just three games. An All-Madden Team selection for the fifth straight year, he also earned second team All-Pro recognition from *College & Pro Football Newsweekly*.

1992: The emergence of young Erik Williams at right tackle enabled Newton to move back to his old left guard spot, and the switch resulted in the first of Newton's three straight Pro Bowl selections. Newton and center Mark Stepnoski became the first Dallas offensive linemen selected to the Pro Bowl since 1982. While helping lead Smith to his second straight NFL rushing title (a Dallas record 1,713 yards), Newton began to establish himself as one of the game's premier guards. He earned a game ball for his perfor-

mance against Philadelphia (11/1), a game in which Smith rushed for 163 yards — becoming the first NFL back to top the 100-yard barrier in over 50 tries against the vaunted Eagle defensive front. He also earned a game ball in the season opener vs. Washington (9/7), when Smith collected 140 yards against the defending Super Bowl Champion Redskins. Newton started 15 games, sitting out the season finale against Chicago (12/27) while resting a sore right knee.

1991: In his second year as the starting right tackle, Newton's play against some of the top defenders in the National Football League was a cornerstone, particularly down the stretch, in the Cowboys' drive to their first playoff trip since 1985. After missing the Giants (11/17) and Washington (11/24) games due to a sprained right knee, Newton played a big role in the Cowboys' six-game winning streak at the end of the year. Against a New Orleans (12/8) team that ranked second in the NFL in total defense, rush defense and pass defense, in addition to tying for third in the league in sacks, Dallas did not give up a sack and allowed Emmitt Smith to become the first back in 1991 to top 100 yards rushing against the Saints. In that game, Newton held New Orleans linebacker Rickey Jackson, who finished ninth in the NFL with 11 1/2 sacks, without a sack. The next week in the playoff-clinching win at Philadelphia (12/15), Newton limited All-Pro Reggie White to one sack, the Eagles only sack of the day and what proved to be the low sack output of the season for Philadelphia, who led the league in defense and sacks in 1991. In addition, Dallas ran behind Newton for most of the afternoon as Smith gained 122 yards, 98 in the second half, against Green Bay (10/6), which entered the game as the NFL's top run defense. Oilers defensive end William Fuller, who earned AFC Pro Bowl honors, was limited to one tackle and no sacks by Newton on Nov. 17. In five games in 1991, Newton lined up opposite a player who finished the year in the top 10 in sacks, allowing a total of two sacks in those battles.

1990: Early in the Cowboys' 1990 summer training camp, Newton successfully made the transition from left guard to right tackle. He went on to start all 16 games at right tackle and was named the Cowboys' Most Valuable Offensive Player by *Pro Football Weekly*. He was also the only Dallas offensive lineman to earn All-Pro votes from the Associated Press for his play in the Cowboys 7-9 season. In the two 1990 meetings between the Cowboys and Eagles, All-Pro Reggie White tallied three total tackles and no sacks while facing Newton at the right tackle spot.

1989: For the first time in his NFL career, Newton started every single game of a 16 game regular season schedule. He was the Cowboys regular left tackle throughout the year, and moved to right tackle during the 1990 training camp.

1988: Newton missed just one game due to injury in 1988, and started 15 games at left guard. In the last seven games of the season, he began a streak of 49 straight starts that lasted through to the latter portion of the 1991 season.

1987: Newton earned his first career NFL start in the 1987 opener — at left guard — in St. Louis (9/13), a 24-13 Cardinal victory. He started all 11 of the games (at left guard) he played in during the strike-shortened season.

1986: Newton signed on as a free agent with the Cowboys, and spent his first year in Dallas as a backup along the offensive line. He was active for all 16 games and played in 11 of those outings in a reserve capacity.

1984-85: Prior to joining the Cowboys, Newton played two seasons with the USFL's Tampa Bay Bandits.


1983: Newton originally signed with the Washington Redskins out of college as a free agent in 1983 but was released on the final cut.

GAMES/STARTS (regular season, playoffs): 1986 (11/0), 1987 (11/11), 1988 (15/15), 1989 (16/16), 1990 (16/16), 1991 (14/14, 2/2), 1992 (15/15, 3/3), 1993 (16/16, 3/3), 1994 (16/16, 2/2). Total — 130/119, 10/10.

COLLEGE: Newton played on both the offensive and defensive lines while winning four letters at Florida A&M. He was a team captain as a senior, when he was named all-conference.

PERSONAL: Nathaniel Newton, Jr. was an all-around athlete at Jones High School in his native Orlando, FL, where he participated in football, basketball, wrestling and track (shot put). Nate's younger brother, Tim, is a defensive tackle for the Kansas City Chiefs. Nate served as a spokesman for the 1989 GTE/Cowboys Food Drive and enjoys

teaching at youth football camps. In March, 1992, he spoke to the Drug Abuse Resistance Education graduation in Coppell, TX. He is one of the Cowboys' most popular figures among youngsters in the Metroplex, answering the call for several school assemblies on the importance of education. He and wife Dorothy live in Coppell with their son Nathaniel III (10/15/89).



Jay Novacek

Tight End

6'4" ★ 234 ★ 10/24/62

Wyoming

FA for '90 ★ 11th Year

84

PRO: Since arriving in Dallas five seasons ago, no other National Football League tight end has caught more passes (277) and only three have more yards receiving (2,871) than the Cowboys' Jay Novacek. During that time, he has made four consecutive trips to the Pro Bowl, three as the NFC's starting tight end, and was named the 1993 NFL Alumni Tight End of the Year. He is the only tight end in club history to make four appearances in the Pro Bowl. With a 50-catch season in 1995, Novacek can become the first tight end, and only the third player in club history, to record four seasons with 50-or-more receptions. Novacek also enters 1995 with four 100-yard receiving games as a Cowboy (six in the NFL), tied with Doug Cosbie for the Dallas career record by a tight end. With his 277 career catches as a Cowboy, Novacek stands eighth on the club's all-time reception list, and should pass Cosbie — who stands sixth all-time with 300 receptions — this season as the most prolific pass catching tight end in Dallas history. His 360 career receptions place him second among active Cowboys in career NFL catches, and the reliable hands that have caught those passes also serve Dallas kickers as the holder for field goals and extra points.

1994: Although Novacek struggled at times in 1994 with a pulled abdominal muscle, an injury that kept him out of the lineup at tight end for two games, he finished the season second to Brent Jones among NFC tight ends in receptions (47) and receiving yards (475). For the fourth consecutive season, he was selected to the NFC Pro Bowl squad, and for the fifth straight year, he posted 44-or more receptions, finishing third on the team with his 47 grabs. His return to good health was evident at the close of the regular-season and in the postseason as he hauled in 25 passes for 264 yards over the final four games of the year. Starting with five catches for 50 yards at New Orleans (12/19) and four for 38 yards at the N.Y. Giants (12/24) to close the regular season. Then, in the first round of the playoffs, Novacek set a Dallas playoff record with 11 receptions against Green Bay (1/8/95) (a record topped by Michael Irvin the next week at San Francisco with 12). He also finished the day with 104 yards receiving, one of three Dallas receivers with 100-yards on the day (Irvin-111 and Alvin Harper-108), marking only the second time in NFL postseason history that has happened. Following a five catch, 72-yard receiving day at San Francisco (1/15/95) in the NFC Championship Game, Novacek has 49 catches for 512 yards (10.4 average) and five touchdowns for his postseason career. He stands third on the club's all-time postseason reception list, behind Drew Pearson (67 receptions) and Irvin (61). Novacek started the regular-season hot, leading the team with four receptions for 45 yards against Houston (9/11), the first time he had led the team outright in receptions in a game since Dec. 6, 1992 at Denver. That followed a six catch day at Pittsburgh (9/4) in the season opener. A key receiver for Dallas in clutch situations, Novacek recorded five receptions for 41 yards against Detroit (9/19) on Monday night, including four catches that came on third down and gave Dallas a first down. Since 1990, Novacek has 76 third or fourth down catches for first downs, including 15 in 1994 to finish second among Cowboys pass

catchers. Novacek hauled in touchdown grabs at Washington (10/2) and against Philadelphia (10/16) before being slowed with a sprained abdominal muscle. That injury kept him out of the lineup at tight end against Cincinnati (10/30) and the N.Y. Giants (11/7), although he did hold for kicks. He returned to action at San Francisco (11/13) and recorded five receptions for 51 yards. Following a season-long 27-yard catch against Green Bay (11/24), Novacek was involved in one of the biggest plays of the season for Dallas. In the closing seconds of a 19-14 loss to Cleveland (12/10), Novacek hauled in a five-yard catch on first-and-goal from the six-yard line, but he slipped on the wet turf and was stopped at the one-yard line as time ran out.

1993: In 1993, Novacek finished third in the NFC, seventh in the NFL, among tight ends in receptions with 44. He started the season in fine fashion, hauling in eight passes for 106 yards against Buffalo (9/12). In the Bills' game, Novacek teamed with Irvin to become the first pair of 100-yard receivers in the same game since Nov. 24, 1991. Two weeks later against the Packers (10/3), Novacek logged his 200th reception as a Cowboy among his six catches for 59 yards. On top of his receiving, Novacek returned to the holding duties on field goals and extra points he had during the 1991 season. That proved important when the Cowboys traveled to Indianapolis (10/10). In that game, Dallas set up for a field goal with the ball at the Colts' 2-yard line, but instead of kicking, Novacek took the snap and dashed up the middle untouched for his first career rushing touchdown. Kept out of the end zone the first eight games of the season as a receiver, Novacek recorded his first touchdown reception of the year vs. Phoenix (11/14) on a one-yard pass from Bernie Kosar. Against Philadelphia (12/6), Novacek had a 65-game pass catch streak when he lined up at tight end snapped. It marked the first time since coming to Dallas that he was held without a catch. As the regular season came to a close, Novacek recorded a season-long 30-yard reception vs. Washington (12/26). With the start of the postseason, Novacek re-emerged as an offensive threat, recording six receptions for 59 yards and a touchdown against Green Bay (1/16/94). His six-yard touchdown grab came with five seconds left before half time and put Dallas up 17-3. Against San Francisco (1/23/94) in the NFC Championship Game, he added four receptions for 57 yards and a touchdown. Three of his four catches gave Dallas a first down, and his touchdown grab gave him four scores in the last five playoff games.

1992: In 1992, Novacek became the first tight end, and only the second player in club history, to record three seasons with 50-or-more receptions. Two key drives in 1992 exemplify how important Novacek's catches can be. The first was a 19-play drive covering 68 yards in 11 minutes and 11 seconds against Phoenix (9/20). On three separate occasions during that drive, he came up with critical third down receptions, keeping the drive alive. Later in the season, he played a vital role in Dallas' come-from-behind victory at Denver (12/6) when he had five catches for first downs on third down and caught three passes for 50 yards on a 77-yard drive to the game-winning touchdown late in the fourth quarter. His team-high seven catches for 87 yards at Denver were his best catch and yardage day on the season. Novacek began 1992 where he left off in 1991 by finishing with a career-high 68 receptions for 630 yards, surpassing the club season record for catches by a tight end of 64 set by Doug Cosbie in 1985. His 68 catches paced all NFL tight ends for the second time in three seasons, and his reception total was good for seventh overall in the NFC, earning him his second consecutive spot in the starting lineup at the Pro Bowl. Novacek also led all NFC tight ends and was second in the NFL in receiving yards. For the second year in a row Novacek earned first-team All-Pro honors and was also named All-NFC. In Super Bowl XXVII (1/31/93), Novacek scored the Cowboys first touchdown, a 23-yard reception, to tie the score at seven in the first quarter against Buffalo. He went on to lead the team in catches with seven, which also tied his single-game high for the season.

1991: Novacek posted big numbers early in the 1991 season. Against Green Bay (10/6) he had 121 yards receiving on a career-high 11 catches, which were the most in the NFC in 1991, tied the second most catches in a game in team history and matched the club record for a tight end set by Doug Cosbie in 1985. Two games later in Detroit (10/27), Novacek caught 10 passes for a career-high 131 yards, the second most ever by a Dallas tight end to Cosbie's 159 receiving yards in 1985. Novacek's 49-yard reception against the Lions is the longest by a Dallas tight end since Cosbie's 61-yarder in 1983. Novacek's season was marred when he suffered a sprained left knee late in the fourth quarter against the

N.Y. Giants (11/17). Heading into that Giants game, Novacek was fourth overall in the NFC in catches and led league tight ends in receiving yards. He was limited to holding for extra points and field goals in the next two games. After returning part-time to the offensive unit against Pittsburgh (11/28), Novacek returned to the starting lineup at Philadelphia (12/15), where he caught his 200th career pass. Despite the injury, Novacek surpassed his season career high for receiving yards of 657 in 1990 with 664 yards, and he led the NFC, placing second in the NFL, in both receptions and receiving yards by a tight end to earn his first trip to the Pro Bowl. In addition, he was named first-team All-Pro and was also named All-NFC. In the playoffs, he hauled in a game-winning touchdown grab on third-and-goal from the Bears' three-yard line in the fourth quarter of the first-round playoff at Chicago (12/29).

1990: In 1990, Novacek became the first Dallas tight end to earn first-team All-Pro honors (*Football News*), and he was also named second-team All-NFC. He led the team in catches in five of the first eight games, despite missing most of the N.Y. Giants game (9/16) and playing only in passing situations at Washington (9/23) due to a sprained shoulder. He returned to start the next week against the Giants at the Meadowlands (9/30) and snared a season-high nine passes. In addition, Novacek scored his first touchdown with the Cowboys on his 100th NFL grab in that Giants game. Dallas signed Novacek as a Plan B free agent from Phoenix in 1990 after he caught 81 passes for 1,048 yards and eight touchdowns with the Cardinals from 1987-89.

1989: Novacek finished fifth on the Cardinals in receptions with 23, including a season-high four at Washington (10/8) and against Tampa Bay (11/26).

1988: His best season with Phoenix came in 1988 when he grabbed 38 passes for 569 yards and four touchdowns. Novacek led NFC tight ends with 26 catches after seven weeks before a hamstring injury limited him the rest of the 1988 campaign. In the season's third game against Tampa Bay (9/18), he caught five passes for 102 yards, including a 42-yarder for a touchdown late in the fourth quarter to win the game. Two weeks later against the L.A. Rams (10/2), Novacek caught a season-high nine passes.

1987: He opened the 1987 season as the starting tight end and caught seven passes for 101 yards, the most by a Cardinals' tight end since 1974, against San Diego (9/20). However, a broken bone in his elbow in the sixth game forced him to miss five weeks.

1986: In 1986, he sat out the first six games of the year with a broken thumb and the final two games with a strained knee.

1985: A sixth-round draft pick by the Cardinals in 1985, Novacek played mainly on special teams as a rookie.

GAMES/STARTS (regular season, playoffs): 1985 (16/0-Card.), 1986 (8/0-Card.), 1987 (7/4-Card.), 1988 (16/1-Card.), 1989 (16/1-Card.), 1990 (16/15), 1991 (16/12, 2/2), 1992 (16/16, 3/3), 1993 (16/16, 3/3), 1994 (16/14, 2/2). Total — 143/79, 10/10 (Dallas - 80/73, 10/10).

COLLEGE: An All-America at Wyoming, Novacek averaged 22.5 yards per catch on 33 receptions as a senior in 1984. He finished his collegiate career with 83 catches for 1,536 yards and four touchdowns, including an 83-yarder.

PERSONAL: Jay McKinley Novacek was an all-state quarterback at Gothenburg, NE, High School, where he was coached by his father Pat. The University of Wyoming record holder in the decathlon and the pole vault, Novacek won the Western Athletic Conference championship in the decathlon in 1984. He also competed in the decathlon at the 1984 U.S. Olympic Trials. In April, 1991, Novacek won the team event and had the highest individual score in the NFL-National Cutting Horse Association Super Stakes, which matched a top cutting horse professional with an NFL player. He followed that with a third place showing in the 1992 competition before coming back to win the 1994 title. He also participated in a celebrity cutting horse competition to benefit Texas A&M's Children Therapeutic Program in 1991. Novacek hosts two one-week youth football camps at East Texas State University in Commerce, TX during the offseason. Jay and wife Yvette live on a 30-acre ranch in Sanger, TX, with their yellow Labrador dogs, Marlow and Teal, and own a ranch in North Platte, NE. Novacek donates his time to Happy Hills Farm, the Party Smart campaign, the Drug Abuse Resistance Education program and appeared on a "Stay in School" poster for the Dallas All Sports Association. His brother Jason, also an outstanding decathlete, was signed as a free agent tight end by Cincinnati in 1990 after playing at Fresno State.

NOVACEK'S NFL TOTALS

Receiving					Rushing									
Year	No.	Yds.	Avg.	Long	TD	Year	No.	Yds.	Avg.	Long	TD			
1985 (Card.)	1	4	4.0	4	0	1988 (Card.)	1	10	10.0	10	0			
1986 (Card.)	1	2	2.0	2	0	1993	1	2	2.0	2t	1			
1987 (Card.)	20	254	12.7	25	3	Totals	2	12	6.0	2t	1			
1988 (Card.)	38	569	15.0	42t	4	Kickoff Returns								
1989 (Card.)	23	225	9.8	30	1	1985 (Card.)	1	20	20.0	20	0			
1990	59	657	11.1	41	4	SINGLE-GAME BESTS								
1991	59	664	11.3	49	4	Receptions	— 11 @ Green Bay, 10/6/91							
1992	68	630	9.3	34	6	playoffs	— 11 vs. Green Bay, 1/8/95							
1993	44	445	10.1	30	1	Receiving Yards	— 131 @ Detroit, 10/27/91							
1994	47	475	10.1	27	2	playoffs	— 104 vs. Green Bay, 1/8/95							
Totals	360	3,925	10.9	49	25	Long Reception	— 49 @ Detroit, 10/27/91							
Playoffs					playoffs					— 25 @ Detroit, 1/5/92				
1991	5	58	11.6	25	1	TD Receptions	— 2 @ Washington, 12/13/92							
1992	13	136	10.5	23t	2	playoffs	— 1 five times, last vs. San. Fran., 1/23/94							
1993	15	142	9.5	20	0									
1994	16	176	11.0	22	0									
Totals	49	512	10.4	25	5									

NOVACEK'S REGULAR SEASON TOP DAYS

Receptions		Yards Receiving	
11	- @ Green Bay (10/6/91)	131	- @ Detroit (10/27/91) (10 rec.)
10	- @ Detroit (10/27/91)	121	- @ Green Bay (10/6/91) (11 rec.)
9	- @ L.A. Rams (10/2/88)	106	- Buffalo (9/12/93) (8 rec.)
9	- @ N.Y. Giants (9/30/90)	105	- Philadelphia (10/28/90) (7 rec.)
8	- New Orleans (12/2/90)	102	- @ Tampa Bay (9/18/88) (5 rec.)
8	- Buffalo (9/12/93)	101	- @ San Diego (9/20/87) (7 rec.)
7	- @ San Diego (9/20/87)	92	- @ L.A. Rams (10/2/88) (9 rec.)
7	- Philadelphia (10/28/90)	88	- Washington (11/22/90) (4 rec.)
7	- Washington (9/9/91)	87	- @ Denver (12/6/92) (7 rec.)
7	- @ Denver (12/6/92)	85	- @ N.Y. Giants (9/30/90) (9 rec.)

* with Cardinals



Jerry Reynolds

Tackle
6'6" ★ 315 ★ 4/2/70
UNLV
FA for '94 ★ 2nd Year



PRO: Jerry Reynolds is a young, ambitious offensive lineman that provides the Cowboys line with needed depth. He provides Offensive Line Coach Hudson Houck an intelligent player that is capable of playing tackle, guard and center. "Jerry's effort to improve shows me how self-motivated he is. He has really had some great offseason workouts," says Houck. "He's dedicated to improving and has developed work habits which are showing marked increases in his strength." Reynolds' improvement on his power and strength should prove to be beneficial as he battles for the right to protect QB Troy Aikman and open holes for RB Emmitt Smith.


1994: The Cowboys signed Reynolds off the Cincinnati Bengals practice squad on Nov. 1 after Erik Williams suffered a season-ending knee injury in an automobile accident. Reynolds was active, but did not play, against Washington (11/20). Originally a sixth-round draft choice of the Bengals, Reynolds was released at the end of training camp and re-signed to the Cincinnati practice squad.

GAMES/STARTS (regular season/playoffs): 1994 (0/0), (0/0)

COLLEGE: A walk-on at Nevada-Las Vegas, Reynolds redshirted as a freshman in 1989 before seeing action in eight games in 1990 as a reserve. He was an honorable

mention All-Big West Conference selection his sophomore year after starting 10 games, missing the season finale with a lower back bruise. He started 21 games at right tackle over his final two seasons and left school as one of the top tackles in UNLV history.

PERSONAL: Reynolds, raised in Fort Thomas, KY, was a Sportsman of the Year honoree at Highlands High School. His brother Rob plays tackle for the University of Kentucky, and his other brother John was the 1993 defensive MVP as a safety at Highlands High School. Jerry's wife's name is Kelli.



Jim Schwantz

Linebacker

6'2" ★ 232 ★ 1/23/70

Purdue

T(Chi) for '94 ★ 2nd Year



PRO: Jim Schwantz, who worked in a defensive scheme similar to Dallas' while with Dave Wannstedt and the Bears, plays all three linebacker positions and provides the Cowboys with not only a reserve linebacker, but also a quality special teams player. The potential Chicago saw in him shows through in his aggressive style, which allows him to make plays all over the field. Schwantz will be expected to live up to his potential in providing the Cowboys with additional linebacker support.

1994: Schwantz was acquired by Dallas in a trade with Chicago on Aug. 28 for an undisclosed 1996 draft choice. Although he was inactive for seven of the first nine games of the season, he saw his first action with the Cowboys against Detroit (9/19), recording one special teams tackle. He saw considerable action in the fourth quarter against Washington (11/20) at strongside linebacker, where he recorded three solo tackles, the first defensive tackles of his career. Schwantz tied for the team lead with three special teams tackles at Philadelphia (12/4), and he recorded a tackle against Cleveland (12/10) while splitting time with Godfrey Myles at middle linebacker in the nickel defense. After finishing the season inactive at the N.Y. Giants (12/24), Schwantz saw short yardage action in goal line situations and fourth quarter time at strongside linebacker against Green Bay (1/8/95), recording one tackle. He finished the regular season with four defensive tackles and five special teams tackles.

1993: Schwantz went to training camp with Chicago and spent his second consecutive season on the practice squad.

1992: Schwantz signed with Chicago as a rookie-free agent and spent the first fifteen games of the season on the Bears' practice squad. He was activated for the season finale at Dallas (12/27), where he recorded one special teams tackle.


GAMES/STARTS (regular season, playoffs): 1992 (1/0-Chi), 1994 (7/0, 1/0). Totals — 8/0, 1/0 (Dallas 7/0, 1/0).

COLLEGE: Purdue's MVP with 143 tackles and 12 tackles for a loss as a senior in 1991, Schwantz earned Big Ten Defensive Player of the Week honors vs. Northwestern when he had a 66-yard interception return for a touchdown. As a junior, he recorded 83 tackles. Schwantz finished second in the conference with 10 sacks and had a career-best 16 tackles against Notre Dame as a sophomore.

PERSONAL: James William Schwantz was selected the top defensive player in northwest Chicago by coaches after his senior year at William Fremd High School. He also batted .501 as a sophomore on the baseball team and started on the basketball team. He and wife Brenda have a daughter, Ashlynn Marie (9/11/94).

SCHWANTZ'S COWBOYS TOTALS

Year	Tackles		Tot.	Sacks	Tkl/ Loss	QB Press.	Passes Def.	For. Fum.	Special Teams	
	Solo	Asst.							Solo	Asst. - Tot.
1994.....	4	0	4	0	0	0	0	0	3	2-5
Playoffs										
1994.....	0	1	1	0	0	0	0	0	0	0-0



Darrin Smith

Linebacker

6'1" ★ 230 ★ 4/15/70

Miami

D-2B for '93 ★ 3rd Year



PRO: Darrin Smith was drafted in 1993 after a stellar collegiate career that routinely displayed his intelligence, outstanding speed (4.5 forty-yard dash), natural instincts and playmaking ability. After two years with the Cowboys, Smith has proven himself to be a very valuable professional player for all the same reasons. Although his size is somewhat smaller than that of the average NFL outside linebacker, Smith's skills are far above the norm. He was selected as a perfect fit for the Cowboys weakside linebacker spot because he played that same role as a collegian—in the same defensive scheme—at the University of Miami. His outstanding speed and tackling ability make him a dangerous and consistent playmaker for the Cowboys defense. His current string of 34 straight starts (including playoffs) is the longest among current Cowboys linebackers.

1994: Smith closed the year ranked fourth in total tackles (103) on the NFL's top ranked defense. He led all Dallas linebackers in sacks (four), while finishing fifth on the team in that department. He led all linebackers in passes defended (10) and ranked fifth on the team in that category. His two interceptions were tops among Cowboys linebackers, and tied him for fourth on the defensive unit. In addition, Smith was also the team's top linebacker in tackles behind the line of scrimmage with six for losses totaling nine yards. Smith closed the season with a very strong month of December. Against Cleveland (12/10), he had a career-high 15 tackles with nine solo stops. The following week at New Orleans (12/19), he gained national recognition on Monday Night Football by collecting his first two career interceptions, returning one of those thefts for a 13-yard touchdown in the fourth quarter that sealed the 24-16 Dallas victory. Smith also added eight tackles and two passes defended in that Saints game, earning him NFC Defensive Player of the Week honors. His only other double-digit tackle performance of the year came against Detroit (9/19), when he recorded 10 stops. Smith also registered the first multiple-sack game of his career with two sacks in Dallas' 34-7 win at Washington (10/2). Those two sacks marked the first time a Dallas linebacker had more than one sack in a game since Ken Norton pulled off a pair of sacks vs. Atlanta on Sept. 17, 1989. He also forced a fumble and recovered a fumble in the win at Washington.

1993: Smith disappointed no one as a rookie, starting 13 regular season games and three playoff games at the weakside linebacker post. For his efforts, he was a consensus All-Rookie selection after leading all NFL rookies with 93 tackles (fourth on the Dallas defense). Thrust into the starting lineup when Ken Norton was shifted to middle linebacker, Smith made his first career NFL start against Green Bay (10/3), and he performed with the poise of a veteran from that point forward. He recovered two fumbles on the year and surfaced as one of the team's most consistent tacklers and pass defenders (four passes defended). Smith turned in his most productive outing of the year at Philadelphia (10/31), registering a season-high 14 tackles. He also had a double-digit tackle total

against the New York Jets (12/18) with a team-high 10 stops at the Meadowlands. He received a game ball in the 49ers game (10/17) after recovering a fumble and recording his first pro sack. Smith picked up his first career fumble recovery in his first career start as a pro (vs. Green Bay), and he collected 11 postseason tackles, including four in Super Bowl XXVIII against Buffalo (1/30/94).

GAMES/STARTS (regular season, playoffs): 1993 (16/13, 3/3), 1994 (16/16, 2/2). Total - 32/29, 5/5.

COLLEGE: As a senior, he was a member of the nation's top linebacking corps, joining Jesse Armstead (Giants) and Michael Barrow (Oilers). His senior year, Smith was named All-America, All-Big East and a finalist for the Butkus Award. As a junior in 1991, he shared the Big East Defensive Player of the Year Award with Syracuse's George Rooks. That same year, he registered a career-high 18 tackles in a 17-16 win over Florida State that helped secure one of the two national championships to which Smith contributed (Miami also won the title in 1989). He was the seventh linebacker selected in the 1993 NFL Draft (54th overall), and he closed his collegiate career with 401 total tackles, 26 tackles for lost yardage and 10 sacks.


PERSONAL: Prior to joining the Cowboys, Smith earned his MBA from Miami. Smith was a stand-out performer in football and track at Norland High School in Miami. He is an active member of the Fellowship of Christian Athletes and is very involved in community work in his hometown of Miami.

DARRIN SMITH'S COWBOYS TOTALS

Year	Tackles			Sacks	Tkl/ Loss	QB Press.	Passes		For. Fum.		
	Solo	Asst.	Tot.				Def.	For.			
1993.....	49	44	93	1	1(-4)	4	4	0			
1994.....	51	52	103	4	6(-9)	2	10	1			
Totals.....	100	96	196	5	7(-13)	6	14	1			
Playoffs											
1993.....	8	3	11	0	0	1	1	0			
1994.....	8	4	12	0	0	1	1	0			
Totals.....	16	7	23	0	0	2	2	0			
Pass Interceptions					Opponents' Fumbles Recovered						
Year	No.	Yds.	Avg.	Long	TD	Year	No.	Yds.	Avg.	Long	TD
1994.....	2	13	6.5	13t	1	1993.....	2	0	0.0	0	0
						1994.....	2	11	5.5	11	0
						Totals.....	4	11	2.8	11	0

SINGLE-GAME BESTS

Total Tackles — 15 vs. Cleveland, 12/10/94
 Solo Tackles — 9 vs. Cleveland, 12/10/94
 Assists — 8 @ Philadelphia, 10/31/93
 Sacks — 2 @ Washington, 10/2/94
 Tackles for a loss — 2 vs. Philadelphia, 10/16/94
 Interceptions — 2 @ New Orleans, 12/19/94



Emmitt Smith

Running Back

5'9" ★ 209 ★ 5/15/69

Florida

D-1 for '90 ★ 6th Year



PRO: In just five seasons, Emmitt Smith has become one of the all-time great running backs in NFL history, amassing 7,183 rushing yards, three NFL rushing titles, two Super Bowl titles and a league (1993) and Super Bowl XXVIII MVP award. Smith, entering just his sixth NFL season, already stands 23rd in NFL history in rushing and should become the 19th player (and third youngest) in league history to pass the 8,000 yard mark for his

career in 1995. Already the only player in NFL history with four straight seasons with over 1,400 yards rushing, Smith joined Jim Brown in 1994 as the only players with five straight 10-touchdown seasons to start their career. With his 22 touchdown season in 1994, Smith now has 75 touchdowns through five seasons, the fastest anyone in league history has reached that mark and enough to place him third on the club's all-time list. Among the top three touchdown scorers in NFL history, Jerry Rice and Jim Brown reached 75 scores in their sixth season, while Walter Payton needed nine. Over the past three seasons, Smith has accounted for 51 touchdowns, only Chuck Foreman, also with 51, has scored as many in a three-year span. Smith is only the third player in Dallas history with two career 100 point seasons, and he is the only non-kicker to accomplish the feat. His value to the Cowboys' success can be seen in the club's 49-5 mark when he carries the ball 20-or-more times a game and 33-3 record when he rushes for 100 yards. The century mark has become a big number in Smith's career, having rushed for 100 yards in 106-of-170 games dating back to high school (45-of-49 at Escambia H.S., 25-of-34 at Florida and 36-of-87 at Dallas, including playoffs). Another measure of his value is Dallas' 36-5 record over the last 41 games Smith has suited up and not left due to injury. Smith, with two 1,500 yard seasons under his belt, can become the fifth runner in league history with three-or-more 1,500 yard seasons by topping that mark in 1995, and it would give him over 8,600 career yards, moving him into the 14th spot on the NFL's all-time rushing list. Smith currently trails only Tony Dorsett in a number of Dallas rushing categories including rushing yards (Dorsett-12,036), 100-yard rushing days (Dorsett-43), rushing touchdowns (Dorsett-72) and postseason rushing yards (Dorsett-1,383). Included in Smith's 31 regular-season 100-yard rushing games are eight of the top 12 performances in team history. In the postseason, Smith has accumulated 919 yards rushing, including five career 100-yard rushing days — a Cowboys postseason record and the second most in NFL history behind John Riggins' six. Smith has 71 rushing touchdowns in the regular season — one behind Dorsett, and Smith has another 12 postseason touchdowns to top all Dallas players. Not limited to rushing or scoring, Smith is 10th on the Cowboys all-time reception list with 239 career catches.

1994: After posting some of the top rushing seasons in league history over the past four years, Smith had one of the league's best scoring seasons in 1994, accumulating an NFL high 22 touchdowns and tying for second in scoring (132 points). Smith became the first non-kicker to lead Dallas in scoring since Bob Hayes and Dan Reeves tied for the team lead in 1967 (66 points), and he is the first player in Dallas history to lead the team in touchdowns for five consecutive seasons. His 22 total touchdowns, 21 rushing touchdowns and 132 points were all Dallas single-season club-records, and his 21 rushing scores tied Joe Morris for the second highest total in NFL history. His 22 total touchdowns tied the fourth highest single-season mark in league history. He didn't slack off in the rushing department, grinding out the third-highest rushing total in the league at 1,484 yards on a league-high 368 carries. The team felt comfortable giving the ball to Smith because, for the year, he did not lose a fumble in the 449 times he touched the football on carries and catches. His last regular season lost fumble occurred against San Francisco on Oct. 17, 1993, and he has touched the football 704 times without a lost fumble since. Smith also finished third in the NFL in total yards from scrimmage with 1,825, accomplishing all these feats despite struggling with hamstring injuries that kept him out of all or part of five games during the season. Smith opened the season with a bang at Pittsburgh (9/4), recording a season-high 171 yards rushing and one touchdown on 31 carries against a Steelers' defense that would finish second in the NFL in total defense in 1994. It was the ninth-best rushing day ever by a Dallas back. In just his 65th career game, Smith passed the 6,000 yard mark for his career with 143 yards vs. Detroit (9/19). It was the fastest a Dallas runner had ever reached that mark (Dorsett in 73 games was the previous mark). Smith also added a season-high seven receptions against Detroit to lead the team. In back-to-back games at Washington (10/2) and vs. Arizona (10/9), Smith notched two first-half rushing touchdowns, despite pulling a hamstring in the first half against the Redskins that limited him to nine carries and 22 yards against the Cardinals. Smith moved past Don Perkins (6,217 yards) and into second place on the Cowboys all-time rushing list with 106 yards against Philadelphia (10/16) — his fifth straight 100-yard game against the Eagles and a club record for consecutive games vs. one opponent. When the Cowboys traveled to Cincinnati (10/30), Smith had a club-record nine game touchdown streak and seven game

rushing touchdown streak stopped when he was held out of the endzone, despite rushing for 92 yards. Always a workhorse, Smith established a club-record with 35 carries vs. the N.Y. Giants (11/7), while scoring two touchdowns and picking up 163 yards. The next week at San Francisco (11/13), Smith moved into second on the club's all-time carry list, passing the 1,500 career carry mark in his 72nd career game. Smith moved past the 1,000 yard mark for the fourth consecutive season with 85 yards and two touchdowns vs. Washington (11/20), and four days later on Thanksgiving Day against Green Bay (11/24), Smith amassed 208 totals yards (113-rushing, 95 receiving) on 38 carries and catches while scoring twice. His 95 yards receiving were a season-high and included a season-long 68-yard catch. When Smith reached the end zone twice at Philadelphia (12/4), it gave him 19 touchdowns for the season, breaking the single-season club-record. The following week against Cleveland (12/10), Smith became the first back to top the 100-yard rushing barrier against the Browns in 1994 when he picked up 112 yards and a touchdown — moving him past the 7,000 yard rushing mark for his career. He also added his first receiving score of the year, marking the sixth consecutive week he had posted two scores. Smith picked up 74 yards and his 22nd touchdown of the season at New Orleans (12/19) before pulling his left hamstring late in the third quarter. A true iron man since entering the NFL in 1990, Smith has started 85 of 87 career games with Dallas, including playoffs, never missing a start due to injury until the season finale at the N.Y. Giants (12/24). Smith returned to action in the Cowboys playoff win over Green Bay (1/8/95), picking up 44 yards on seven first quarter carries (6.3 avg.) before re-aggravating his left hamstring late in the first quarter. Nursing that sore hamstring, Smith picked up 74 yards and two touchdowns on 20 carries at San Francisco (1/15/95) in the NFC Championship Game before pulling his right hamstring in the fourth quarter. That injury kept Smith from participating in his fifth-consecutive Pro Bowl, despite being selected. An All-Pro for the third straight year, Smith joins Mel Renfro as the only Dallas players selected to the Pro Bowl each of his first five seasons in the league, and he became the first Dallas offensive player chosen to start four straight Pro Bowls and the first Dallas player to start four straight since Randy White from 1980-83.

1993: The list of honors and awards for Smith from 1993 goes on and on following one of the most outstanding performances by a running back in league history. Recipient of the NFL MVP Award from: Associated Press, *The Sporting News*, Pro Football Writers of America, Miller Lite, the ESPN "ESPY" Awards, *Pro Football Weekly* and *Pro Football Digest*. United Press International, *Pro Football Weekly* and *College & Pro Football Newsweekly* named him NFL Offensive Player of the Year. Smith also received the Bert Bell Award from the Maxwell Club as the Player of the Year, consensus All-Pro honors; NFL Alumni Running Back of the Year recognition and the Super Bowl XXVIII MVP award. Smith became only the fourth player to win three straight league rushing titles and the first since Earl Campbell turned the trick from 1978-80 (Jim Brown 1957-61 and 1963-65 and Steve Van Buren 1947-49 were the others). Smith also led the NFL in total yards from scrimmage with 1,900 (1,486 rushing/414 receiving), outdistancing runner-up Thurman Thomas of Buffalo (1,702) by almost 200 yards, and with a 5.3 yard-per-carry average, the highest average by a Dallas running back since Duane Thomas posted a 5.3 average in 1970. Second on the team with 57 receptions, Smith finished fourth in NFC in catches among running backs. He missed the first two regular season games and three starts because of contract negotiations, signing his contract on Sept. 16 and seeing limited action at Phoenix (9/19). Smith returned to the starting line-up against Green Bay (10/3) and, in his 50th career game, became only the fifth Dallas running back to reach the 1,000 career carry mark — the fastest to that point of any running back in team history. The following week, Smith recorded his first 100-yard rushing day of the season with 104 yards on 25 carries at Indianapolis (10/10). It was a sign of things to follow as he established a new club-record with 237 yards rushing (on 30 carries) at Philadelphia (10/31), to nab NFC Offensive Player of the Week honors and post the highest rushing total in the NFL in 1993. That day in Philadelphia, he eclipsed Dorsett's club mark of 206 yards set against the Eagles (12/4/77) and tied Jim Brown for the sixth best single-game rushing performance in NFL history. It was also the highest single-game rushing total in the NFL since Walter Payton ran for 275 yards against Minnesota on Nov. 20, 1977. His 62-yard touchdown run to finish the game was the Cowboys' longest run of season. The next week when Aikman went down with a pulled hamstring against the Giants (11/7), the Cowboys offense turned

to Smith to carry the load. He responded with 182 yards of total offense vs. Phoenix (11/14) (24 carries, 80 yards, 1 touchdown and four receptions for 102 yards), while adding a career-long 86-yard catch from Bernie Kosar. It was his second career 100-yard receiving day. Things didn't go as well the following week when he suffered a bruised right quadrecep at Atlanta (11/21) in the second quarter and missed the remainder of game. He finished with a career-low one carry for one yard. Despite the injury, he ran for 51 yards on 16 carries and added 46 yards on nine receptions four days later against Miami (11/25) in the annual Thanksgiving Day game. In that game he moved past the 5,000 yard barrier in his 57th career game — the fastest ever by a Dallas back — and into third on Dallas' all-time rushing list. Smith went on to garner the NFC Offensive Player of the Month award for December, the third consecutive December he had won the award. During Dallas' final five game march to the playoffs, Smith amassed 115 carries for 688 yards (6.0 average) and two touchdowns to go along with 24 receptions for 142 yards and a touchdown. He started the streak by recording the second highest rushing total ever by a Cowboy at Texas Stadium with 172 yards on 24 carries vs. Philadelphia (12/6). For the season Smith logged 409 yards rushing in two games vs. Philadelphia to join O.J. Simpson (469 yards rushing vs. New England in 1973) as the only players to record over 400 yards rushing against one opponent in the same season. Including that game against Philadelphia, Smith would record three of the top eight rushing days of his career in the final five weeks. The second of those came against the Redskins (12/26) when he ran for 153 yards, and the third came in one of the most memorable games in Cowboys history when Smith carried Dallas to the NFC East title in a 16-13 overtime win at the N.Y. Giants (1/2/94). Despite separating his right shoulder late in the second quarter — an injury that required surgery March 1, 1994 — Smith ran for 168 yards and caught 10 passes for another 61 yards to establish a club record for rushing-receiving attempts in a game at 42. Smith gained 78 yards on 17 carries/catches after the injury, including 41 yards on nine runs/receptions in Dallas' 12-play, 52-yard drive to the game winning field goal in overtime. In the two play-off games leading up to Super Bowl XXVIII, Smith struggled with his injury, but still managed 148 yards against Green Bay (1/16/94) and San Francisco (1/23/94). It was in Super Bowl XXVIII against Buffalo (1/30/94) where Smith capped his storybook season, capturing MVP honors for leading Dallas to its second consecutive NFL title. For the second consecutive year, he topped the 100-yard rushing mark in the Super Bowl, gaining 132 yards — 91 yards and two touchdowns in the second half as Dallas scored 24 unanswered points. It was the 100th 100-yard rushing day of Smith's football career (high school, college, pro). Following the season, Smith was selected to his fourth consecutive Pro Bowl.

1992: In 1992, Smith set a new Dallas rushing record with 1,713 yards and set new Cowboys standards for rushing touchdowns (18) and total touchdowns (19), while leading the league in all three categories. He is the only player in team history with three straight seasons with 10-or-more rushing touchdowns. Smith posted the 11th best rushing season in NFL history and was the first NFL player since Walter Payton in 1984-85 with consecutive 1,500-yard rushing seasons. Not to limit his heroics to the ground, Smith also posted career-highs with 59 receptions, tops in the NFC and third in the NFL among running backs, and 335 receiving yards. Smith's 2,048 yards from scrimmage set a new Dallas record, led the NFC and was second in the NFL. Smith also established a Dallas mark for rushing attempts with 373 and rushing-receiving attempts with 432. Smith opened the season with 140 yards on the ground in a Monday night win over the defending Super Bowl champion Redskins (9/7), earning NFC Offensive Player of the Week honors and becoming the first player to rush for over 100 yards against the Redskins in three consecutive games. Later in the season he had a streak of five straight games with over 100 yards rushing at Texas Stadium snapped against Seattle (10/11). Smith had surpassed the previous club mark of four straight 100-yard rushing performances at home against Phoenix (9/20). After bruising his hip in the third quarter against the Raiders (10/25), he missed two plays but returned to rush for 79 yards and two touchdowns, giving him 152 yards and three touchdowns on the day. His three touchdowns at the Raiders, which he would match two weeks later at Detroit (11/8), tied for the NFC-high in 1992 and earned him NFC Offensive Player of the Week honors. Smith started November, a month in which he would earn NFC Offensive Player of the Month honors, facing a tough Philadelphia defense (11/1) which was ranked first in the NFL in yards allowed going into

the game. Smith broke loose for 163 yards, becoming the first 100-yard rusher against the Eagles in 53 games, a streak that dated back to Sept. 17, 1989. Smith had his team-record 34-game streak of leading the team in rushing yards end against the Lions (11/8). Against the Rams (11/15), Smith matched Dorsett's 1981 record by reaching 1,000 yards rushing in a season in 10 games, the fewest in team history. A week later, Smith demonstrated his versatility when he hauled in a career-high 12 catches at Phoenix (11/22), which were the second most in team history. On Thanksgiving Day against the Giants (11/26), Smith had a long day, recording a season-long 68-yard touchdown run and a season-long 26-yard touchdown catch. With Denver Head Coach Dan Reeves watching from across the field, Smith tied the single-season touchdown mark Reeves had established in 1966 by popping into the end zone with 2:47 remaining to give the Cowboys a 31-27 come-from-behind win over the Broncos (12/6). Smith wrapped up the regular season with 174 yards rushing at Atlanta (12/21), an NFC-high for 1992, and in the regular season finale, earned NFC Offensive Player of the Week honors against Chicago (12/27) when he ran for 131 yards and claimed the league rushing title. For his late season display he was named NFC Offensive Player of the Month for December, making him the first NFL player to earn the honor in consecutive months. He strung together three 100-yard rushing games in the playoffs (114 against the Eagles, 114 against the 49ers and 108 against Buffalo). His three straight postseason 100-yard rushing days established a club record and tied for the third longest postseason streak in league history. With his performance against Buffalo in Super Bowl XXVII (1/31/93), Smith became the first Dallas player to rush for 100 yards in a Super Bowl. After the season, Smith earned consensus All-Pro and All-NFC honors.

1991: Smith first led the NFL in rushing in 1991, when he gained 1,563 yards, becoming the first Cowboys player to lead the league in rushing. At 22 years and seven months of age, he became the youngest player in league history and 28th overall to rush for over 1,500 yards in a season, and that performance helped earn him a starting spot in the Pro Bowl. With 365 carries, he led the NFL, becoming the 19th player in league history to record over 350 carries in a season. Smith, the third youngest player to reach the 500 carry plateau, joined Walter Payton and Barry Sanders as the only players to do so before their 23rd birthday. His eight 100-yard rushing games in 1991 were the second most in team history. Smith scored on a career-long 75-yard dash, the longest run in the NFC in 1991, and averaged a career-high 10.2 yards per carry in posting a 112 yard rushing game vs. Washington (9/9). Slowed by a stomach virus most of the game, he was still able to come off the bench to record a team-high eight receptions, including his first career touchdown catch. Against Phoenix (9/22), Smith earned NFC Offensive Player of the Week honors by putting together the fourth best rushing day in Cowboys history with 182 yards rushing and two touchdowns, including a 60-yard touchdown run. With his 75 and 60-yard runs, Smith became the second player in team history to have more than one 60-yarder in the same season (Dorsett had an 84 and 77-yard run in 1977). Smith played five games against the top three run defenses in the league (No. 1 - Philadelphia, No. 2 - New Orleans and No. 3 - Washington), but against the Redskins (11/24), Smith rushed for 132 yards, his second 100-yard game against the Redskins in 1991 and the only two 100-yard games allowed by the Super Bowl Champions, on 34 carries. Four days later he gained 109 yards against Pittsburgh (11/28), and the following week he became the only player to gain 100 yards rushing against the Saints (12/8) by picking up 112 yards. With three straight 100-yard rushing games, Smith matched the second longest streak in team history. Smith's 160 yards and two touchdowns rushing against Atlanta (12/22) allowed him to surpass Sanders and Thomas to win the league rushing title. Smith also finished second in the NFC, and third in the NFL in yards from scrimmage, second in the NFL in touchdowns (13) and rushing touchdowns (12). For all his late season heroics in the Cowboys playoff drive, Smith was named NFC Offensive Player of the Month for December. He opened the playoffs in Chicago (12/29) by recording 105 yards against a Bears' team that had never allowed a running back to go over the century mark in post season play, a record dating back to 1932 and spanning 27 games.

1990: Despite missing training camp and the preseason in 1990, Smith finished fifth in the NFC and 10th in the NFL with 937 rushing yards, tops among rookies. In addition, his 11 rushing touchdowns led NFL rookies, placed third in the NFC and fifth in the NFL. Smith earned his first professional start against the Giants (9/16) after little more than a

week with the club, and the following week at Washington (9/23), he scored his first NFL touchdown. Smith's 241 carries broke Dorsett's rookie club record of 208 carries set in 1977, and his three 100-yard rushing games were the second most ever by a Cowboys' rookie. A vital part of the Cowboys four-game win streak late in the season, Smith caught four passes for a career-high 117 yards against the Rams (11/18) in game one of the streak. Four days later he scored on a 48-yard scamper on his way to a season-high 132 yards rushing against Washington (11/22). Facing Phoenix (12/16), Smith rushed for 103 yards and a career-high four touchdowns to tie the club record for rushing and total touchdowns in a game. The first rookie halfback to start for the Cowboys since Ron Springs in the 1979 season opener, Smith was named NFL Offensive Rookie of the Year by AP, *Football News*, *Pro Football Weekly* and Pro Set Trading Cards and was a consensus All-Rookie selection. He also became the first Cowboys player to participate in the Pro Bowl since Herschel Walker in 1988.

GAMES/STARTS (regular season, playoffs): 1990 (16/15), 1991 (16/16, 2/2), 1992 (16/16, 3/3), 1993 (14/13, 3/3), 1994 (15/15, 2/2). Total - 77/75, 10/10.

COLLEGE: An All-America and three time All-SEC selection at Florida, Smith established 58 school records in three seasons, including a career rushing mark of 3,928 yards. He surpassed the 1,000-yard rushing mark in his seventh game, earlier than any player in college football history. He also became the second freshman to finish in the top 10 in the Heisman Trophy balloting (Herschel Walker was the other) and earned Freshman of the Year honors from UPI and *The Sporting News*. In 1989, he set a school single-game rushing mark with 316 yards against New Mexico on his way to a school-record 1,599 yards rushing for the season. In three seasons, he became the fifth leading all-time rusher in SEC history and led the Gators in receiving two-of-the-three seasons.

PERSONAL: Emmitt J. Smith, III was a consensus All-America running back and prep Player of the Year by *Parade* Magazine and *USA Today* as a senior at Escambia, FL, High School. He posted the third highest career rushing and scoring totals in national high school history with 8,804 yards and 106 touchdowns. He also averaged 7.8 yards per carry, ran for over 100 yards 45 times and recorded only six fumbles. In 1986, he represented the nation's prep football players at the White House as part of the "Just Say No" anti-drug campaign. In 1992, he started the Emmitt Smith Charity Golf Tournament, played each March in Pensacola, FL, with the money going to help numerous groups in the Pensacola area. He was a Miller Lite NFL Player of the Year finalist in 1991, 1992 and 1994 and the 1993 winner, donating all money received through the awards to the Sickle Cell Anemia Foundation. Smith also works with the Salvation Army, American Lung Association, the Battered and Abused Children's Foundation and B.A.D. (Boxers Against Drugs). He also makes speaking engagements at schools in the Dallas/Fort Worth area and in Pensacola. In May 1994, a celebrity 25th birthday party was held for Emmitt with proceeds from a fundraising auction given to the "I Have a Dream" Foundation. Emmitt has three brothers - Erik, Emory and Emil - and two sisters - Marsha and Connie. Erik is a junior at Florida State, Emory is a senior on the Clemson football team — winning MVP honors in the Tigers 1993 Peach Bowl win over Kentucky — and Emil attends Escambia High School. Emmitt's mother, Mary, father, Emmitt, and sister, Marsha, head up Emmitt Inc., a marketing and promotions company that handles Smith's merchandising efforts. Emmitt is majoring in therapeutic recreation at Florida.

SMITH'S COWBOYS TOTALS

Rushing						Receiving					
Year	No.	Yds.	Avg.	Long	TD	Year	No.	Yds.	Avg.	Long	TD
1990	241	937	3.9	48t	11	1990	24	228	9.5	57	0
1991	365	1,563	4.3	75t	12	1991	49	258	5.3	14	1
1992	373	1,713	4.6	68t	18	1992	59	335	5.7	26t	1
1993	283	1,486	5.3	62t	9	1993	57	414	7.3	86	1
1994	368	1,484	4.0	46	21	1994	50	341	6.8	68	1
Totals	1,630	7,183	4.4	75t	71	Totals	239	1,576	6.6	86	4
Playoffs						Playoffs					
1991	41	185	4.5	19	1	1992	1	2	2.0	2	0
1992	71	336	4.7	38	3	1992	13	86	6.6	18	1
1993	66	280	4.2	15t	3	1993	13	138	10.6	28	1
1994	27	118	4.4	14	3	1994	4	8	2.0	5	0
Totals	205	919	4.5	38	10	Totals	31	234	7.5	28	2

SINGLE-GAME BESTS

Rush Yards — 237 @ Philadelphia, 10/31/93
 playoffs — 132 vs. Buffalo, 1/30/94
 Rush Attempts — 35 vs. N.Y. Giants, 11/7/94
 playoffs — 30 vs. Buffalo, 1/30/94
 Rush Average — 10.2 vs. Washington, 9/9/91
 playoffs — 5.3 @ Detroit, 1/5/92
 Long Rush — 75t vs. Washington, 9/9/91
 playoffs — 38 vs. Buffalo, 1/31/93
 TDs Rushing — 4 vs. Phoenix, 12/16/90
 playoffs — 2 twice, vs. Buffalo, 1/30/94; and @ San Francisco, 1/15/95
 Receptions — 12 @ Phoenix, 11/22/92
 playoffs — 7 twice, @ San Francisco, 1/17/93; and vs. San Francisco, 1/23/94
 Yards Receiving — 117 @ L.A. Rams, 11/18/90
 playoffs — 85 vs. San Francisco, 1/23/94
 Long Reception — 86 vs. Phoenix, 11/14/93
 playoffs — 28 vs. San Francisco, 1/23/94

SMITH GAME-BY-GAME

	1990					Receiving				
	No.	Yds.	Avg.	Long	TD	No.	Yds.	Avg.	Long	TD
W-San Diego 9/9	2	2	1.0	1	0					
L-N.Y. Giants 9/16	6	11	1.8	5	0	2	12	6.0	8	0
L-@ Washington 9/23	17	63	3.7	15	1	2	12	6.0	9	0
L-@ N.Y. Giants 9/30	12	28	2.3	6	1	4	38	9.5	17	0
W-Tampa Bay 10/7	23	121	5.3	16	1	2	-9	-4.5	-3	0
L-@ Phoenix 10/14	12	48	4.0	14	0	1	8	8.0	8	0
W-@ Tampa Bay 10/21	16	48	3.0	11	0					
L-Philadelphia 10/28	14	52	3.7	15	1					
L-@ N.Y. Jets 11/4	15	55	3.7	22	0	2	3	1.5	6	0
L-San Francisco 11/11	6	40	6.7	23	0	1	-4	-4.0	-4	0
W-@ L.A. Rams 11/18	21	54	2.6	12	0	4	117	29.3	57	0
W-Washington 11/22	23	132	5.7	48t	2	2	5	2.5	4	0
W-New Orleans 12/2	20	85	4.2	17	1	1	3	3.0	3	0
W-Phoenix 12/16	24	103	4.3	11t	4	1	12	12.0	12	0
L-@ Philadelphia 12/23	14	61	4.4	24	0	1	26	26.0	26	0
L-@ Atlanta 12/30	16	34	2.1	13	0	1	5	5.0	5	0
1991										
W-@ Cleveland 9/1	32	112	3.5	12	0	6	36	6.0	13	0
L-Washington 9/3	11	112	10.2	75t	1	8	42	5.3	11	1
L-Philadelphia 9/15	13	44	3.4	8	0	1	12	12.0	12	0
W-@ Phoenix 9/22	23	182	7.9	60t	2	3	19	6.3	9	0
W-N.Y. Giants 9/29	18	67	3.7	16	1	1	8	8.0	8	0
W-@ Green Bay 10/6	32	122	3.8	26	0	7	21	3.0	14	0
W-Cincinnati 10/13	19	62	3.3	12	1	3	18	6.0	8	0
L-@ Detroit 10/27	16	66	4.1	15	0	3	4	1.3	3	0
W-Phoenix 11/3	22	62	2.8	10	3	3	12	4.0	5	0
L-@ Houston 11/10	12	49	4.1	14	0	5	29	5.8	11	0
L-@ N.Y. Giants 11/17	17	97	5.7	36	0	3	16	5.3	13	0
W-@ Washington 11/24	34	132	3.9	32t	1					
W-Pittsburgh 11/28	32	109	3.4	14	1	3	19	6.3	10	0
W-New Orleans 12/8	27	112	4.1	10	0	2	9	4.5	7	0
W-@ Philadelphia 12/15	25	75	3.0	13	0					
W-Atlanta 12/22	32	160	5.0	24	2	1	13	13.0	13	0
Playoffs										
W-@ Chicago 12/29	26	105	4.0	18	1					
L-@ Detroit 1/5/92	15	80	5.3	19	0	1	2	2.0	2	0
1992										
W-Washington 9/7	27	140	5.2	20	1	3	13	4.3	11	0
W-@ N.Y. Giants 9/13	23	89	3.9	14	1	8	55	6.9	20	0
W-Phoenix 9/20	26	112	4.3	22	1					
L-@ Philadelphia 10/5	19	67	3.5	14	0	2	5	2.5	7	0
W-Seattle 10/11	22	78	3.5	15	2					
W-Kansas City 10/18	24	95	4.0	14	1	4	35	8.8	15	0
W-@ L.A. Raiders 10/25	29	152	5.2	26t	3	3	15	5.0	9	0
W-Philadelphia 11/1	30	163	5.4	51	0	1	9	9.0	9	0
W-@ Detroit 11/8	19	67	3.5	7t	3	3	13	4.3	7	0
L-L.A. Rams 11/15	19	80	4.2	29	1	2	8	4.0	5	0
W-@ Phoenix 11/22	23	84	3.7	17	0	12	67	5.6	16	0
W-N.Y. Giants 11/26	17	120	7.1	68t	1	6	41	6.8	26t	1
W-@ Denver 12/6	26	62	2.4	10	1	6	45	7.5	20	0
L-@ Washington 12/13	25	99	4.0	18	0	5	16	3.2	7	0
W-@ Atlanta 12/21	24	174	7.3	29t	2	2	5	2.5	4	0
W-Chicago 12/27	20	131	6.6	31t	1	2	8	4.0	4	0

E. Smith, Game-by-Game, 1992, Cont.


	Rushing					Receiving				
	No.	Yds.	Avg.	Long	TD	No.	Yds.	Avg.	Long	TD
Playoffs										
W-Philadelphia 1/10/93	25	114	4.6	23t	1					
W-@ San Francisco 1/17/93	24	114	4.8	28	1	7	59	8.4	16t	1
W-Buffalo 1/31/93	22	108	4.9	38	1	6	27	4.5	18	0
1993										
L-@ Washington 9/6										DNP
L-Buffalo 9/12										DNP
W-@ Phoenix 9/19	8	45	5.6	16	0	1	3	3.0	3	0
W-Green Bay 10/3	13	71	5.5	22t	1					
W-@ Indianapolis 10/10	25	104	4.2	20	1	4	39	9.8	15	0
W-San Francisco 10/17	27	92	3.4	9	1	5	30	6.0	12	0
W-@ Philadelphia 10/31	30	237	7.9	62t	1					
W-N.Y. Giants 11/7	24	117	4.9	24	2	6	43	7.2	20	0
W-Phoenix 11/14	24	80	3.3	15	1	4	102	25.5	86	0
L-@ Atlanta 11/21	1	1	1.0	1	0	4	9	2.3	6	0
L-Miami 11/25	16	51	3.2	10	0	9	46	5.1	13	0
W-Philadelphia 12/6	23	172	7.5	57	0	4	26	8.5	19	0
W-@ Minnesota 12/12	19	104	5.5	22	1	5	26	5.2	13	0
W-@ N.Y. Jets 12/18	20	91	4.6	12	0	2	11	5.5	6	0
W-Washington 12/26	21	153	7.3	35	1	3	18	6.0	13	0
W-@ N.Y. Giants 12/29	32	168	5.3	46	0	10	61	6.1	12	1
Playoffs										
W-Green Bay 1/16/94	13	60	4.6	14	0	2	27	13.5	22	0
W-San Francisco 1/23/94	23	88	3.8	9	1	7	85	12.1	28	1
W-Buffalo 1/30/94	30	132	4.4	15t	2	4	26	6.5	10	0
1994										
W-@ Pittsburgh 9/4	31	171	5.5	46	1	3	3	1.0	3	0
W-Houston 9/11	27	90	3.3	12	1	3	24	8.0	22	0
L-Detroit 9/19	29	143	4.9	32	1	7	49	7.0	19	0
W-@ Washington 10/2	16	48	3.0	8	2	2	5	2.5	6	0
W-Arizona 10/9	9	22	2.4	6	2	1	11	11.0	11	0
W-Philadelphia 10/16	26	106	4.1	12	1					
W-@ Arizona 10/23	21	76	3.6	23	0	2	10	5.0	6	0
W-@ Cincinnati 10/30	25	92	3.7	13	0	1	9	9.0	9	0
W-N.Y. Giants 11/7	35	163	4.7	26	2	3	13	4.3	7	0
L-@ San Francisco 11/13	26	78	3.0	11	2	6	32	5.3	15	0
W-Washington 11/20	21	85	4.0	28	2	2	8	4.0	6	0
W-Green Bay 11/24	32	133	4.2	30	2	6	95	15.8	68	0
W-@ Philadelphia 12/4	25	91	3.6	17	2	4	39	9.8	23	0
L-Cleveland 12/10	26	112	4.3	26	1	5	22	4.4	10	1
W-@ New Orleans 12/19	19	74	3.9	14	1	5	21	4.2	9	0
L-@ N.Y. Giants 12/24										DNP - hamstring
Playoffs										
W-Green Bay 1/8/95	7	44	6.3	12	1	1	3	3.0	3	0
L-San Francisco 1/15/95	20	74	3.7	14	2	3	5	1.7	5	0

THE FIRST 77 CAREER GAMES
NFL All-Time Career Rushing Leaders

All-time Rank	Name	Att.	Yds.	Avg.	TDs
(2)	Eric Dickerson	1,818	8,577	4.7	63
(4)	Jim Brown	1,625	8,390	5.2	78
(1)	Walter Payton	1,625	7,273	4.5	60
(3)	Tony Dorsett	1,401	6,398	4.6	40
(5)	Franco Harris	1,376	6,082	4.4	52
The Next Generation (Through 77 Games)					
	Barry Sanders	1,529	7,250	4.7	57
	Emmitt Smith	1,630	7,183	4.4	71
	Thurman Thomas	1,358	6,219	4.6	35

Smith's Regular Season Top 10

Yards Rushing	Rushing Attempts
237 - @ Philadelphia, 10/31/93 (30 atts.)	35 - vs. N.Y. Giants, 11/7/94
182 - @ Phoenix, 9/22/91 (23 atts.)	34 - @ Washington, 11/24/91
174 - @ Atlanta, 12/21/92 (24 atts.)	32 - @ Cleveland, 9/1/91
172 - vs. Philadelphia, 12/6/93 (23 atts.)	32 - @ Green Bay, 10/6/91
171 - @ Pittsburgh, 9/4/94 (31 atts.)	32 - vs. Pittsburgh, 11/28/91
168 - @ N.Y. Giants, 1/2/94 (32 atts.)	32 - vs. Atlanta, 12/22/91
163 - vs. Philadelphia, 11/1/92 (30 atts.)	32 - @ N.Y. Giants, 1/2/94
163 - vs. N.Y. Giants, 11/7/94 (35 atts.)	32 - vs. Green Bay, 11/24/94
160 - vs. Atlanta, 12/22/91 (32 atts.)	31 - @ Pittsburgh, 9/4/94
153 - vs. Washington, 12/26/93 (21 atts.)	30 - vs. Philadelphia, 11/1/92
	30 - @ Philadelphia, 10/31/93



Kevin Smith

Cornerback
5'11" ★ 184 ★ 4/7/70
Texas A&M
D-1A for '92 ★ 4th Year

26

PRO: Kevin Smith enters the 1995 season with 38 consecutive regular season starts to his credit – dating back to November of 1992. That figure is eclipsed only by Tony Tolbert (64 straight) among current members of the Dallas defense. During that stretch, Smith has displayed consistency, intelligence, and a rapidly growing reputation as one of the NFL's most productive cornerbacks. Over the last two seasons, he has averaged 80 tackles, 15 passes defended and four interceptions per year. Because of his confidence, natural ability and intelligence, things have always happened quickly for Smith. As the Cowboys' first pick in the 1992 NFL Draft (17th overall), he started in Super Bowl XXVII as a 22-year-old rookie. As a second year man in 1993, he performed like a seasoned veteran. As he enters the 1995 season, Smith is on the brink of becoming a Pro Bowl caliber player.

1994: For the second straight year, Smith was the Cowboys' team leader in passes defended with a career-high 17, and he was seventh on the team in total tackles with 71. He tied his single game career-best total for unassisted tackles with seven against Houston (9/11), and he finished that game with nine total tackles – tying for his highest total of the year. He also had nine stops in the Dallas loss to Cleveland (12/10). At Cincinnati (10/30), he established a personal-best for passes defended with four in the Cowboys 23-20 victory. Smith recorded his only two interceptions of the regular season – and his first career multiple interception game – in the Cowboys 31-7 win over Washington (11/20). In the divisional playoff win over Green Bay (1/8/95), he collected his first career postseason interception off of Brett Favre.

1993: As a second-year player, Smith led the Cowboys in interceptions with six, collecting more than any other Dallas player since Michael Downs had six in 1986. Smith tied for second in the NFC in interceptions, while finishing the year seventh overall in the NFL in that department. He also was the team's leader in passes defended with 13, and tied for the team lead in forced fumbles with three. He closed out the season ranked fifth on the team in tackles with 90 and third on the team in solo tackles with 73. Against the Jets (12/18), Smith became the first Cowboy defender since 1990 to be named NFC Defensive Player of the Week after a brilliant outing. He had seven tackles, forced two fumbles, recovered one (his first NFL fumble recovery) and returned an interception 32 yards for a touchdown (the first of his career). He registered a career-high 10 tackles at Indianapolis (10/10) and added an interception. He also tallied interceptions against Buffalo (9/12), Green Bay (10/6), at Minnesota (12/12) and against the Redskins (12/26).

1992: As a rookie, Smith started nine games (including playoffs), and he registered 36 tackles, seven passes defended, two interceptions one forced fumble and one fumble recovery. He picked up his first career interception on the first play of the game at Denver (12/6). He then closed the regular season with a theft against Chicago. In the NFC Championship Game (1/17/93), Smith was a visible factor in the Dallas secondary, collecting a season-high eight tackles (seven solos) and returning a fumble recovery 11 yards. His regular season-high for tackles came against the Giants (11/26) with six stops (five solos). His early season development was hampered somewhat by a preseason hamstring pull that kept him out of much of the full speed training camp work. He picked up his first career start against Phoenix (11/22) at Texas Stadium. Smith was only the third defensive back drafted by Dallas in the first round (Aaron Kyle, 1976 and Rod Hill, 1982), and he was chosen with the highest pick ever used on a Dallas defensive back.

GAMES/STARTS (regular season, playoffs): 1992 (16/6, 3/3), 1993 (16/16, 3/3), 1994

(16/16, 2/2). Total — (48/38, 8/8).

COLLEGE: Midway through his final college season, Smith was called upon to return punts and quickly became one of the nation's finest. He returned one punt 71 yards for a score against Rice and then later added a 73-yard touchdown return against Texas. He finished the season with a 14.7 yard return average, good for sixth in the nation. Smith scored six special teams/defensive touchdowns in four years at Texas A&M. He set a Southwest Conference record for career interceptions with 20, tied the conference mark for career touchdowns on interceptions with three and set Texas A&M career records for interception return yards (289) and passes defended (32). In addition, Smith, who missed only one game during his four years at A&M, started 38 straight games to end his collegiate career. A semifinalist for the Jim Thorpe Award, Smith also earned consensus All-America honors in 1991 and was an All-SWC selection for three straight years. He follows a group of ex-Aggies (Yale Lary, Det.; Bob Smith, Det.; Dave Elmendorf, Rams; Pat Thomas, Rams; and Lester Hayes, Raiders) who earned All-Pro honors playing in the secondary.

PERSONAL: In his senior year at West Orange Stark High School in Orange, TX, Kevin Rey Smith recorded 12 interceptions and caught nine touchdown passes while playing wide receiver. During his senior year, Smith roomed with linebacker Quentin Coryatt, who was selected by Indianapolis with the second overall pick in the 1992 NFL Draft. He also competed in baseball, basketball and track in high school. Smith majored in recreation, parks and tourism at Texas A&M. His twin sisters received track scholarships to college, but both chose to bypass athletics and pursue engineering degrees.

SMITH'S COWBOYS TOTALS


Year	Solo	Tackles		Tot.	Sacks	Tkl/ Loss	QB Press.	Passes Def.	For. Fum.
		Ast.							
1992	22	9	—	31	0	0	0	8	1
1993	73	17	—	90	0	0	0	13	3
1994	57	14	—	71	0	0	0	17	0
Totals	152	40	—	192	0	0	0	38	4
Playoffs									
1992	11	2	—	13	0	0	0	2	0
1993	14	1	—	15	0	0	0	3	0
1994	4	2	—	6	0	0	0	2	0
Totals	29	5	—	34	0	0	0	7	0

Year	Pass Interceptions					Opponents' Fumbles Recovered					
	No.	Yds.	Avg.	Long	TD	Year	No.	Yds.	Avg.	Long	TD
1992	2	10	5.0	7	0	1993	1	14	14.0	14	0
1993	6	56	9.3	32t	1	Playoffs					
1994	2	11	5.5	11	0	1992	1	11	11.0	11	0
Totals	10	77	7.7	32t	1						
Playoffs											
1994	1	2	2.0	2	0						

SINGLE-GAME BESTS

Total Tackles — 10 @ Indianapolis, 10/10/93
Solo Tackles — 7 five times, last vs. Houston, 9/11/94
Assists — 4 @ Indianapolis, 10/10/93

Interceptions — 2 vs. Washington, 11/20/94
Passes Defended — 4 @ Cincinnati, 10/30/94



Ron Stone

Offensive Lineman

6'5" ★ 309 ★ 7/20/71

Boston College

D-4B for '93 ★ 3rd Year

65

PRO: Ron Stone enters his third season beginning to show the potential to be an outstanding lineman in the NFL. A back-up at both guard and tackle, Stone, who is a former

defensive tackle, has made considerable strides while playing along side of Pro Bowlers Erik Williams, Mark Tuinei and Nate Newton. Stone will need to build on his potential and provide Dallas with a solid reserve and spot starter in 1995 as the Cowboys look to increase the depth of their offensive line. Drafted in the fourth round (96th overall), Stone was the only Boston College player selected in the 1993 NFL Draft and the first Golden Eagles' offensive lineman to be drafted by Dallas since David Widell in 1988.


1994: Although Stone saw most of his action on field goal and extra point attempts, he did receive a significant amount of playing time all along the offensive line, usually due to a fallen teammate. He saw fourth quarter action at left guard in place of Newton at Washington (10/2) and against Arizona (10/9). He played the entire second half at Arizona (10/23) after replacing Newton in the second quarter. Stone replaced Derek Kennard at right guard against the N.Y. Giants (11/7) when Kennard suffered a sprained toe mid-way through the first quarter. Stone did not allow a sack and helped Emmitt Smith rush for 163 yards vs. the Giants. Stone played most of the game at right guard against Washington (11/20) after Kennard re-injured his toe. Stone started his first professional game at left guard against Green Bay (1/8/95) for the injured Newton, and he also saw action at right tackle in that game, replacing the injured Larry Allen. Stone again took over for the injured Allen at right tackle in the fourth quarter of the NFC Championship Game at San Francisco (1/15/95).

1993: Stone was active for four games, but did not see action in any contest. The other 12 weeks he was de-activated when the Cowboys dropped to 45 players on game day.

GAMES/STARTS (regular season/playoffs): 1993 (0/0, 0/0), 1994 (16/0, 2/1). Totals (16/0, 2/1)

COLLEGE: Stone made a smooth and rapid adjustment to right tackle on the offensive line his senior year at Boston College after making 68 tackles as a defensive lineman for the Golden Eagles in 1990 and 1991. Stone anchored an offensive line that ranked 12th in the nation, average 233.5 passing yards per game and finished 10th in total offense with an average of 438.4 yards per game. As a junior, Stone started all 11 games at right defensive tackle and finished with 49 tackles.

PERSONAL: Ron Stone, who did not play high school football until his junior year at West Roxbury, MA, served as team captain and blocked three punts his senior year. He also started at forward on the basketball team, despite only playing as a senior. A sociology major at Boston College, Stone spent the summer of 1992 working with inner-city youth in the Big East Conference's "Athletes Care" program.



Darren Studstill

Defensive Back

6'1" ★ 186 ★ 8/9/70

West Virginia

D-6 for '94 ★ 1st Year



Pro: The 191st player selected overall in the 1994 NFL Draft, Darren Studstill was the first West Virginia player to be drafted by Dallas since defensive back Ron Williams was selected in 1968 (fourteenth round). The Cowboys hope that Studstill, who was moved from quarterback in college to defensive back with the Cowboys, will have the same success as former NFL players Nolan Cromwell, Charlie Waters and Audrey McMillen, who were all quarterbacks in college and played defensive back in the NFL. All three were natural athletes who adjusted well enough to earn Pro Bowl honors. Studstill will be looked to to help solidify a safety position that was weakened by the free agency departures of starter James Washington and reserve Kenneth Gant.


1994: Studstill, while making the transition to defensive back, spent the first twelve

weeks of the season on the Cowboys practice squad. After joining Dallas' active roster on Nov. 30, he was inactive at Philadelphia (12/4) and against Cleveland (12/10). He saw his only game action of the season at New Orleans (12/19), where he played on the special teams and recorded two tackles. He was de-activated for playoff games against Green Bay (1/8/95) and at San Francisco (1/15/95).

GAMES/STARTS (regular season/playoffs): 1994 (1/0), (0/0)

COLLEGE: Despite being redshirted as a freshman, Studstill was voted the West Virginia Offensive Rookie of the Year in 1989 at quarterback. As a redshirt freshman in 1990, he passed for 278 yards and two touchdowns while running for another 93 yards and a touchdown. As the Mountaineer's starting quarterback as a sophomore, he threw for 1,055 yards and eight touchdowns and ran for 307 yards with two scores. Studstill engineered the biggest comeback in WVU history in 1992 as he rallied the Mountaineers from a 20-point fourth quarter deficit against Maryland. He finished the year with 1,065 passing yards and nine touchdowns. While rotating at quarterback as a senior, he threw for 760 yards and eight touchdowns, including the game winning touchdown at Boston College after leading West Virginia to two fourth quarter scores. Studstill finished his career ranked seventh in West Virginia history in career passing yards (3,158) and career pass attempts (456), while ranking sixth in career touchdown passes with 27.

PERSONAL: A physical education major, Studstill was the recipient of the Whitney Gwynne Award in 1993, given to the team's unsung hero at the postseason team banquet. He lettered in football, basketball, baseball and track at Palm Beach Garden, FL., High School, where he won football MVP honors.



Tony Tolbert

Defensive End

6'6" ★ 263 ★ 12/29/67

Texas-El Paso

D-4 for '89 ★ 7th Year



PRO: Perhaps no Dallas Cowboys player has been more productive — and more unheralded — over the course of the last five seasons than defensive end Tony Tolbert. Since the start of the 1990 season, Tolbert has piled up more quarterback sacks (34) than any other Dallas defender. Recognized as one of the NFL's premier run-stopping defensive ends, he has also been the team's top tackler among defensive linemen in each of the past four seasons, averaging 83.3 tackles per year. Tolbert's high level of performance is directly related to his toughness and durability. He is the only member of the Dallas defense who has started every Cowboys game — 74 regular season and post-season outings — since the beginning of the 1991 season. After coming to the Cowboys as an unheralded 226 pound outside linebacker in 1989, Tolbert has become an NFL success through perseverance and hard work. His physical size and strength have increased in each of his six years in the league — matching his steady rise in productivity on the field. Drafted in the fourth round in 1989, Tolbert was part of a very productive Dallas draft class that produced four Super Bowl starters in the first four rounds — Troy Aikman, Daryl Johnston, Mark Stepnoski and Tolbert.

1994: Tolbert registered single season, career-high figures for solo tackles (57), total tackles (89) and tackles for lost yardage (seven for minus 15 yards). He finished the year fourth on the team in sacks with five, as Dallas was second in the NFL in team sacks with 47. He was a key figure in the Cowboys defense ending the season with the NFL's top ranking in total defense, and Tolbert became more and more effective as the season progressed. In the last six games of the year, Tolbert compiled the following numbers: 48 tackles, three sacks, five tackles for lost yardage, eight quarterback pressures and four

passes defended. His first career interception resulted in a 54 yard touchdown scamper in the first quarter of the Monday night win at New Orleans (12/19). Earlier that month, he recorded a career-high 15 tackles against Cleveland (12/10) at Texas Stadium. His 11 tackles and two sacks at Philadelphia (12/4) earned Tolbert a game ball as the Cowboys clinched the NFC Eastern Division title. He also picked up game balls vs. Washington (11/20) and the Giants (11/7).

1993: For the second time in three years, Tolbert led the Cowboys in sacks with 7.5. Despite coming out on many certain passing downs, Tolbert finished the year third in quarterback pressures with 23. He enjoyed his finest outing of the year against his hometown Giants (11/7), collecting a game ball after racking up a season-high nine tackles, one sack and three quarterback pressures. Tolbert enjoyed one of his most consistent seasons as a professional in '93, accounting for at least six tackles in half of the Cowboys' 16 regular season games. He had multiple sack games against Buffalo (2 on 9/12) and Washington (2 on 12/26), while racking up a season-high five quarterback pressures against Philadelphia (12/6). In the playoffs, Tolbert was at his best, accounting for one sack in each postseason game, while averaging five tackles per contest.

1992: He led all Dallas defensive linemen in total tackles (87) and was a key figure in helping Dallas to the No. 1 overall defensive ranking in the NFL. His play was most visible against the run, lifting the Cowboys to the NFL's top spot in rushing defense (allowing just 77.8 rushing yards per game). Tolbert finished the season second on the team in sacks with 8.5, and the Cowboys' pass rush was a dominant factor in the team finishing the year fifth in the NFL in pass defense. The '92 Cowboys registered 44 sacks to rank fourth in the NFC, while nearly doubling the total of 23 sacks in 1991. In the second through fifth games of the '92 season, Tolbert put together a red-hot streak of productivity in which he collected six sacks (with at least one in each game), 32 total tackles, and two forced fumbles. He earned game balls in three of those four games, vs. the Giants (9/13), Phoenix (9/20) and Seattle (10/11), and in the other outing (10/5 at Philadelphia), he collected a career-high tackle total of 12 stops. He finished the season with career-high marks for tackles (87), sacks (8.5) and forced fumbles (3). In addition, he closed the year tied for the team lead in forced fumbles while also tying for second on the defense in quarterback pressures with 19. Tolbert contributed two of Dallas' five sacks of Randall Cunningham in the Cowboys' divisional playoff win over Philadelphia (1/10/93), and he added another playoff sack in the Super Bowl XXVII win over Buffalo (1/31/93).

1991: In Tolbert's first complete season as a full-time starter (left end), he made a visible impact on a defense that finished the year ranked eighth against the run in the NFL, allowing just 98.2 rushing yards per game. An active run-stopper, Tolbert also led the Cowboys in sacks (7) and quarterback pressures (25), while tying for the lead among defensive linemen in passes batted down with five. He closed out the season ranked fifth on the team in tackles with 73. His nine tackles at Houston (11/10) and at the Giants (11/17) were single-game highs among Cowboys defensive linemen in 1991. He finished tied for second on the team in forced fumbles with two (vs. Phoenix on 11/3 and Atlanta 12/22), and he picked up his lone fumble recovery of the year at Green Bay (10/6). From weeks four through eight in 1991, he put together a five game streak where he accounted for four of his team-leading seven sacks.

1990: Tolbert played at both end positions and at tackle in nickel pass rushing downs in 1990. He started the last three games of the season at right end, and collected 18 tackles, eight quarterback pressures, one sack and one forced fumble in those final three outings, including a season-best 11 tackle performance at Atlanta (12/30). Tolbert finished the year ranked third in sacks (six) and quarterback pressures (24).

1989: He made his NFL starting debut against the defending Super Bowl Champion San Francisco 49ers (10/15), marking the first start by a Cowboy rookie defensive end since Randy White in 1975. The following week in Kansas City, he had one of his best career outings with 10 tackles, a pass defended and a forced fumble.

GAMES/STARTS (regular season, playoffs): 1989 (16/5), 1990 (16/4), 1991 (16/16, 2/2), 1992 (16/16, 3/3), 1993 (16/16, 3/3), 1994 (16/16, 2/2). Total — (96/73, 10/10).

COLLEGE: A team captain his senior year, Tolbert led Texas-El Paso to a 10-2 record, their best since 1931, and their first bowl appearance since 1967. He earned All-Western Athletic Conference and honorable mention All-America honors after leading the

Miners in sacks with 11 and tackles for a loss with 15 in 1988.

PERSONAL: Tony Lewis Tolbert earned all-conference recognition at Dwight Morrow High School in Englewood, NJ, where he grew up a big fan of the New York Giants. Tolbert earned his degree in criminal justice from UTEP following his second season in the NFL. Tony and his wife Satasha live in Coppell, TX.

TOLBERT'S COWBOYS TOTALS

Year	Tackles			Sacks	Tkl/ Loss	QB Press.	Passes Def.	For. Fum.
	Solo	Ast.	Tot.					
1989	33	19	—	52	2	—	18	6
1990	30	25	—	55	6	—	24	3
1991	38	35	—	73	7	4(-20)	25	5
1992	46	41	—	87	8 1/2	3(-11)	19	1
1993	42	42	—	84	7 1/2	1(-1)	23	1
1994	57	32	—	89	5	7(-15)	23	5
Totals	246	194	—	440	36	15(-47)	132	21

Playoffs

1991	6	4	—	10	1/2	1(-1)	2	0	0
1992	3	5	—	8	2	0	7	0	0
1993	9	7	—	16	3	2(-10)	3	1	0
1994	7	3	—	10	0	0	1	0	0
Totals	25	19	—	44	5 1/2	3(-11)	13	1	0

Opponents' Fumbles Recovered

Year	No.	Yds.	Avg.	Long	TD
1994	1	0	0.0	0	0
Totals	2	0	0.0	0	0

Interceptions

Year	No.	Yds.	Avg.	Long	TD

SINGLE-GAME BESTS

Total Tackles — 15 vs. Cleveland, 12/10/94
Solo Tackles — 10 twice, @ Philadelphia, 12/4/94; and vs. Cleveland, 12/10/94
Assists — 6 four times, last vs. N.Y. Giants, 11/7/93
Sacks — 2 five times, last @ Philadelphia, 12/4/94
Tackles for a loss — 2 three times, last @ New Orleans, 12/19/94
QB Pressures — 5 vs. Philadelphia, 12/6/93



Mark Tuinei

Tackle

6'5" ★ 305 ★ 3/31/60

Hawaii

FA for '83 ★ 13th Year



PRO: In 1983, defensive lineman Mark Tuinei was one of 85 rookie-free agents that traveled to Thousand Oaks, Calif. hoping to catch the attention of Tom Landry. In 1995, Tuinei enters his tenth season as the starting left offensive tackle for Dallas—the longest starting tenure at one position among all current Dallas players—and joins Bill Bates in entering his 13th season with the Cowboys, the most of any active player. Tuinei did more than catch someone's eye, and he has come a long way from that 1983 camp, enduring a move from defense to offense, 3-13 and 1-15 seasons and life as an unprotected player during Plan B free agency. In 1994, his strength through those trying times paid off when he was selected to the NFC Pro Bowl squad, returning to his native Hawaii a hero and two-time Super Bowl champion. It may have taken the rest of the league 12 years to recognize Tuinei's value to the Cowboys, but players and coaches alike have witnessed his ability every day on the practice field for years. He has played in more NFL games (170) than any other Cowboys offensive player, starting 54 games over the past three seasons. Offensive linemen are measured not by how they perform individually, but by

how well their unit blocks for the running game and protects the quarterback. Over the past four seasons, Tuinei has been a cornerstone at left tackle while Emmitt Smith has amassed 6,246 yards on the ground and three straight NFL rushing titles (1991-93), and the line has posted the two lowest sacks allowed totals in club history (20 allowed in 1994 and 23 in 1992).

1994: Tuinei once again anchored one of the NFL's top offensive lines in 1994, starting 17 of 18 games on the season, including playoffs. In the season opening win at Pittsburgh (9/4), he helped the Dallas offense to 442 yards of total offense, the most by Dallas since Nov. 12, 1989 at Phoenix. After suffering back spasms in the first quarter at Washington (10/2) that required him to spend two nights in the hospital, Tuinei missed the Arizona (10/9) game, his first missed start since Oct. 18, 1992 against Kansas City. He returned to the starting lineup against Philadelphia (10/16) and did not miss another game all season while helping the Dallas offensive line establish a new team record by allowing just 20 sacks—for losses totaling only 93 yards. Dallas led the NFL in allowing the fewest yards in quarterback sacks (93) and the Cowboys were fourth in fewest sacks allowed (20). Emmitt Smith finished the year third in the NFL rushing race with 1,484 yards, and the Cowboys were fifth in the NFL in rushing yards per game, averaging 122.1 yards. Tuinei received special recognition in the Cowboys 42-31 win over the Packers (11/24) in which his blocking on Sean Jones helped Dallas amass 436 yards of total offense. He also received game balls in the Cowboys victory over New Orleans (12/19) when he helped hold the Saints without a sack and in the playoff win over Green Bay (1/8/95) when the Dallas offense generated 450 yards of total offense.

1993: Included in Tuinei's 19 starts as Dallas marched to the Super Bowl XXVIII title was one particular rainy day at Philadelphia (10/31) when he helped spring Smith for an NFL season-high and club record 237 yards rushing. Over the last month of the regular season, behind the blocking of Tuinei and the offensive line, Smith picked up 688 yards in five straight Cowboy wins. Despite suffering dehydration at Minnesota (12/12), Tuinei played a majority of the game at left tackle, earning a game ball after helping limit the Vikings' defense — ranked second in the NFL going into game — to no sacks while racking up 356 yards of total offense and 37 points. A stalwart at tackle, Tuinei's blocking skills helped the Cowboys rank fourth in the league in total offense in 1993, second in rushing and seventh in passing. He also helped lead Smith to his third consecutive NFL rushing title. Tuinei and the Dallas offensive line helped land five offensive skill players (Smith, Michael Irvin, Jay Novacek, Daryl Johnston and Troy Aikman) in the Pro Bowl following the season.

1992: In 1992, Tuinei started 15 of the 16 regular season games, but in the week leading up to the Kansas City game (10/18), Tuinei injured his back lifting weights and was forced to sit out the Chiefs' contest. He returned to the starting lineup the following week at the L.A. Raiders (10/25) and remained there the rest of the season. Facing the tough Philadelphia defense (11/1), which was ranked first in the NFL in fewest yards allowed going into the game, Tuinei earned a game ball from the coaching staff as his blocking helped spring Smith for 163 yards rushing. The first 100-yard rusher against the Eagles in 53 games, a streak that dated back to Sept. 17, 1989.

1991: Tuinei first led Smith to the NFL rushing title in 1991, when Smith was the only player to record 100-yard days against Washington (twice) and New Orleans. After starting the first five games of the season — he was sidelined with a groin injury that forced him to miss the next four games. He returned to the lineup at Houston (11/10) and remained there the rest of the season. Tuinei and the Cowboys' line was also the first group to keep the powerful Saints defense (12/8) from recording a sack in 1991. For the season, Tuinei and the offensive line led Smith to eight 100 yard rushing days and helped land four offensive players (Smith, Michael Irvin, Jay Novacek and Troy Aikman) in the Pro Bowl.

1990: Tuinei started all 13 games he played in 1990, missing three games with a sprained right knee suffered in the N.Y. Jets game (11/4). He returned to action against the Saints (12/2) and helped hold a tough New Orleans' defense to two sacks.

1989: After being slowed with an injured left knee in 1987 and 1988, Tuinei started all 16 games for the first time in his career in 1989 and did not miss a snap in a game or practice. Working mostly against All-Pro Lawrence Taylor, Tuinei earned player of the game honors after Dallas held the Giants (10/1) without a sack.

1988: After missing the final month on the 1987 season with a knee injury, Tuinei rebounded in 1988, opening the season as the starting left tackle for the second year in a row. He re-injured the knee early in the season, however, and saw action in only five games before being put on injured reserve for the rest of the season.

1987: Tuinei started the first eight non-strike games of the 1987 season at left offensive tackle, his first full season on the offensive side of the ball, before injuring his left knee in the Thanksgiving Day game against Minnesota (11/26). The injury required surgery and sent him to the sidelines for the final month of the season.

1986: In 1986, Tuinei worked at all three offensive line positions in training camp until injuries in the defensive line forced him to split practice time between offensive and defensive tackle. Against Denver (10/5), he led the Cowboys defensive linemen with six tackles while playing for an injured Randy White. The next week against Washington (10/12), he started at left offensive tackle and remained there the rest of the season.

1985: Responding to a need for offensive line depth, the Cowboys moved Tuinei from defensive lineman to offensive center, where he got playing time late in several games backing up Tom Rafferty. He also worked some at offensive tackle in practice.


1984: In his second year on the defensive line, Tuinei was a back-up at both end and tackle while contributing on special teams. He played in all 16 games, seeing time at all four defensive line positions.

1983: Tuinei played in 10 games at defensive tackle as a rookie free agent in 1983.

GAMES/STARTS (regular season, playoffs): 1983 (10/0, 1/0), 1984 (16/0), 1985 (16/0, 1/0), 1986 (16/11), 1987 (8/8), 1988 (5/4), 1989 (16/16), 1990 (13/13), 1991 (12/12, 2/2), 1992 (15/15, 3/3), 1993 (16/16, 3/3), 1994 (15/15, 2/2). Total - 158/110, 12/10.

COLLEGE: Tuinei played his first two collegiate seasons at UCLA, where he started at defensive tackle as a sophomore, finishing fifth on the team in tackles. He transferred to Hawaii but was nagged by injuries his senior year and played in only seven games.

PERSONAL: Mark Pulemau Tuinei (TOO-ee-nay), was born in Oceanside, CA, and raised in Honolulu, where he starred at Punahou High School. He was Hawaii Prep Lineman of the Year as a senior, a state shot put champion and an all-star basketball player. His brother Tom was an All-Western Athletic Conference defensive tackle at Hawaii and played for the Detroit Lions and the Canadian Football League's Edmonton Eskimos. He also has a cousin, Dan Saleaumua, who is a nose tackle for the Kansas City Chiefs. Mark and wife Ponolani live in Carrollton, TX with their Rottweiler, Shaku Zulu, and Lhasa Apso, Lil' Mama.



Erik Williams

Tackle

6'6" ★ 322 ★ 9/7/68

Central State, Ohio

D-3C for '91 ★ 5th Year



PRO: As a three year starter at right tackle, Erik Williams has evolved into one of the top young offensive linemen in the National Football League. Last season marked both high and low points in Williams' first four years in Dallas. Through the first half of the season, Williams' size, strength and speed enabled him to continue his dominance over opposing defensive linemen as Dallas marched to a 6-1 record. In the early morning of Oct. 24, his season was cut short when he was involved in an automobile accident, suffering a torn medial collateral ligament, posterior cruciate ligament and popliteal muscle in his right knee. On Oct. 31, he underwent surgery to repair his injuries and missed the final half of the season. In the months that have followed the accident, Williams has become diligent in his rehabilitation and strength workouts, aiming for a healthy return in

1995. One of the biggest of Dallas' big men in the offensive front at 6-6, 322 pounds, he is a cornerstone on an offensive line that is one of the largest in the history of the NFL (averaging 314 pounds per man). At this point in his career, it is hard to believe five offensive tackles were off the board before Williams was selected in the third round of the 1991 NFL Draft, including three in the first 12 overall picks.

1994: Before the automobile accident, Williams was once again proving himself to be one of the top tackles in the NFL, receiving a game ball for his blocking in Dallas' season opening win at Pittsburgh (9/4). Against the Steelers, Dallas amassed 442 yards of total offense, the most by Dallas since Nov. 12, 1989 at Phoenix. In the Cowboys 24-13 win over Philadelphia (10/16), Williams received a game ball after dominating William Fuller, allowing Emmitt Smith to rush for 106 yards and Troy Aikman to throw two touchdown passes. When the accident forced him out of the lineup for the Cowboys visit to Cincinnati (10/30) and the remainder of the season, it marked Williams' first missed start in 44 straight games, including playoffs. During the first half of the season, Williams helped set the tone for a Dallas offensive line that would go on to establish a new team record by allowing just 20 sacks—for losses totaling just 93 yards. Dallas led the NFL in allowing the fewest yards in quarterback sacks (93) and were fourth in fewest sacks allowed (20). Smith finished the year third in the NFL rushing race with 1,484 yards, and the Cowboys were fifth in the NFL in rushing yards per game, averaging 122.1 yards. Following the season, Williams was named to the All-Madden Team.

1993: One of three Pro Bowlers produced by the Dallas offensive line in 1993 and a consensus All-Pro, Williams was a key figure in clearing the way for Smith's third straight rushing title. Williams earned a game ball for his blocking at Philadelphia (10/31) when Smith rushed for an NFL-season high and club record 237 yards. Over the last month of the regular season, behind the blocking of Williams and the offensive line, Smith picked up 688 yards in five straight Cowboy wins. Despite suffering a dislocated finger at Minnesota (12/12), Williams still played a majority of the game at right tackle, earning a game ball after helping limit the Vikings' defense — ranked second in the NFL going into the game — to no sacks while racking up 356 yards of total offense and 37 points. The Cowboys had the NFL's second ranked rushing offense, averaging 135.1 yards per game in 1993. In addition to dominant run blocking, the offensive line gave up the lowest number of sacks in the NFC—29 for losses totaling just 10.2 yards per game. In the post-season, Williams and Co. helped roll up 366 yards of offense per game, including 119 yards rushing.

1992: Williams moved into the starting lineup during the 1992 training camp, when the Cowboys moved Nate Newton to left guard to make room for Williams at the right tackle spot. Although only one year removed from tiny Central State University in Wilberforce, OH, Williams took full advantage of the opportunity, starting every game, including the playoffs. He opened the season by limiting Washington All-Pro defensive end Charles Mann to three tackles and no sacks in a 23-10 victory over the Redskins (9/7), and the next week he earned a game ball from the coaching staff for his performance in the Cowboys 34-28 victory over the Giants (9/13). Williams earned NFC Offensive Player of the Week honors when he held Reggie White to three tackles and no sacks in the Cowboys' 20-10 win over Philadelphia (11/1). Since the NFL began the awards in 1985, only two other offensive linemen had been honored: Brad Benson, N.Y. Giants, 1986 and Jim Lachey, Washington Redskins, 1991. Williams also helped spring Smith for 163 yards rushing in the game, the first 100-yard rusher against the Eagles in 53 games, a streak that dated back to Sept. 17, 1989. His blocking skills helped the Cowboys rank fourth in the league in total offense, fifth in rushing and fifth in passing. He also helped lead Smith to his second consecutive NFL rushing title and ten 100 yard rushing days, earning himself and Smith All-Pro honors from *Sports Illustrated*.


1991: As a rookie, Williams earned his first significant playing time against Green Bay (10/6), replacing the injured Newton for most of the fourth quarter at right tackle. Smith's game-long 26-yard scamper to set up the winning field goal in the fourth quarter came over Williams on the right side. Williams earned his first NFL start against Phoenix (11/3) in place of an injured Mark Tuinei at left tackle, and then two weeks later against the Giants (11/17), he started at right tackle in place of the injured Newton and was a big part of the effort that held New York to a lone sack, which came in the fourth quarter. Williams

also started at right tackle the next game at RFK Stadium (11/24) when Dallas handed the Redskins their only home defeat of the season. For most of the afternoon he worked against Mann, who finished the game with two tackles and no sacks. The first Central State offensive lineman ever drafted by the NFL, Williams was only the third player selected by the league in the history of the school.

GAMES/STARTS (regular season, playoffs): 1991 (11/3, 2/0), 1992 (16/16, 3/3), 1993 (16/16, 3/3), 1994 (7/7). Total - 50/42, 8/6.

COLLEGE: A small college All-America as a senior, Williams paved the way for a Central State offense that led the NAIA in total offense with 492 yards per game and in scoring with 54.8 points per game in 1990, when the Marauders captured the NAIA national title and had an average winning margin of 33.5 points. Central State made the playoffs each of Williams' four seasons there. Recruited as a defensive tackle, Williams was moved to offensive line prior to his freshman year and became the starting left tackle as a sophomore.

PERSONAL: Erik George Williams grew up an Eagles fan in Philadelphia. Prior to joining the Cowboys, he last witnessed a game at Veterans Stadium in 1984 when Dallas played the Eagles and came away with a 24-10 victory. After starring at John Bartram High School in Philadelphia, Williams was recruited by several major colleges but barely missed the academic requirements to play at those schools. He also competed in the shotput and discus in high school. Williams majored in physical education at Central State. He has a daughter Shay (6/9/91).



Kevin Williams

Wide Receiver

5'9" ★ 195 ★ 1/25/71

Miami

D-2A for '93 ★ 3rd Year

85

PRO: Game-breaking ability has been a trademark of Kevin Williams since he was a high school player at nearby Roosevelt High School in Dallas. He has the type of athletic ability that makes him a threat to score a touchdown — from any point on the field — every time he touches the football. The near future brings about the opportunity for Williams to touch the football a lot. Alvin Harper's free agency departure opens up a spot in the starting lineup, and Williams will enter camp as the early favorite to team with Michael Irvin as the Cowboys starting wide receivers. One of the most exciting players to wear a Dallas uniform in recent years, Williams has compiled career averages of 24.8 yards on kickoff returns, 9.7 yards on punt returns, 13.9 yards on pass receptions and 3.5 yards per rushing attempt. He is the only player in Cowboys history to score at least one touchdown on a run from scrimmage, pass reception, punt and kickoff return.

1994: Although just a second-year player, Williams left an imprint on the Dallas record book, when he became the first player in club history to score a touchdown on a punt return and a kickoff return in the same season. He established a new team record for combined kickoff and punt return yardage with 1,497 — eclipsing Mel Renfro's 1964 mark of 1,435. He is also the all-time club leader in combined touchdowns scored on kickoff and punt returns with four. Williams ranked fourth in the NFL in 1994 in kickoff return average with a 26.7 yard mark — the third highest single season average in club history. He was also sixth in the NFC in punt returns with an average of 8.9 yards per effort. Williams averaged better than 30 yards per kickoff return in six of Dallas' 16 games. He also compiled a four game stretch near the end of the season with at least 100 yards in kickoff returns in each game. Williams recorded his first career kickoff return for a touchdown in the 38-3 win over Arizona (10/9), taking a Cardinals kickoff 87 yards for the score. He added another

er 87-yarder that did not go the distance against Green Bay on Thanksgiving Day (11/24). In the Dallas win over Washington (11/20), Williams covered 83 yards on a punt return for a touchdown in the third quarter. He was named NFC Special Teams Player of the Week in that game after averaging 32.0 yards on three punt returns and 30.5 yards on two kickoff returns. His second best punt return effort of the season was a 38-yarder against the Redskins (10/2) at RFK. Used primarily as the third wide receiver in the slot, Williams ranked sixth on the team in receptions with 13 for 181 yards. He enjoyed his most productive day as a professional receiver in the NFC Championship Game (1/15/95), catching six passes for 78 yards. He earned starting assignments in the Cowboys three receiver set at Cincinnati (10/30) and for an injured Harper at San Francisco (11/13).

1993: As a rookie, he touched the ball 27 times on offensive plays (20 pass receptions and seven rushing plays) and he scored four touchdowns — two each via the ground and the air. He also scored a pair of touchdowns on coast-to-coast punt returns of 64 yards vs. Miami on Thanksgiving Day (11/25) and 62 yards vs. Washington (12/26). He closed the year ranked third in the NFC (seventh in the NFL) in punt returns with a 10.5 yard average, while finishing sixth in the NFC (eighth in the NFL) in kickoff returns with a 22.2 yard average. He was the Cowboys starting deep man on kickoff and punt returns from the first day of training camp, and his electric ability was felt throughout the season and into Super Bowl XXVIII, where he returned the opening kickoff a season-long 50 yards against the Bills (1/30/94) in Atlanta. He averaged better than 10 yards per punt return in seven of Dallas' 16 regular season games, and his top three outings were 40.0 yards (on two returns vs. Miami on 11/25), 39.2 yards (on three returns vs. Phoenix on 11/14) and 22.5 yards (on four returns vs. Washington on 12/26). Used primarily as the third receiver in the Cowboys passing offense, Williams enjoyed his most productive day as a rookie receiver at New York (12/18) vs. the Jets when he caught six passes for 70 yards, including a career-long 33-yarder. Williams registered his first career touchdown reception with a 28-yarder from Bernie Kosar at Atlanta (11/21), and his next scoring catch came four days later on a four yard toss from Troy Aikman against Miami (11/25). He was also very effective in running the ball on the reverse play, averaging 3.7 yards per carry. His two rushing touchdowns were scored against Buffalo (9/12) — a five-yard scamper, and at Philadelphia (10/31) — an 11-yard run. His longest career-run was a 12-yarder at Minnesota (12/12). Williams was named the NFC Special Teams Player of the Week following his performance against the Giants (11/7) when he had three kickoff returns for a 37.7 yard average — including two returns of over 45 yards that set up Dallas scores — and four punt returns for an 11.3 yard average. He was an All-Rookie Team selection as a wide receiver by *Football News*.

GAMES/STARTS (regular season, playoffs): 1993 (16/1, 3/0), 1994 (15/2, 2/0). Total 31/3, 5/0.

COLLEGE: While at Miami, he was considered the nation's most dangerous and exciting return man for most of his three year career. He averaged 12.0 yards per punt return with a school record three punt returns for touchdowns as a sophomore in 1991. His scoring efforts that year were from distances of 91 yards vs. Penn State, 63 yards vs. Long Beach State and 48 yards vs. Arizona. During that sophomore season, he also averaged 15.7 yards per pass reception (21 catches), 10.8 yards per rushing attempt, and 18.5 yards per kickoff return. As a junior, he was slowed by injuries, but managed to catch 40 passes for 457 yards and two touchdowns. He was named *The Sporting News'* Kick Returner of the Year in 1991, as well as being named the Big East Special Teams Player of the Year. In his four years at Miami, Williams' helped the Hurricanes to a record of 44-4 and two national championships (1989 and 1991). He entered the NFL after his junior year of eligibility and was drafted by his hometown Dallas Cowboys.

PERSONAL: Williams is living out a boyhood dream of playing for the Cowboys after recording some incredible numbers at Roosevelt High School in Dallas. For his prep career, he logged the following figures: 21 receiving touchdowns, 14 rushing touchdowns and 10 touchdowns on kick returns. He averaged 17.9 yards per catch, 11.4 yards per rushing attempt, 25.6 yards per kickoff returns and 33.2 yards per punt return. As a high school football player, Williams averaged 17.1 yards every time he touched the ball. Kevin was a criminal justice major at Miami.

WILLIAMS' COWBOYS TOTALS

Rushing						Receiving						
Year	No.	Yds.	Avg.	Long	TD	Year	No.	Yds.	Avg.	Long	TD	
1993	20	151	7.6	33	2	1993	7	26	3.7	12	2	
1994	13	181	13.9	29	0	1994	6	20	3.3	8	0	
Totals	33	332	10.1	33	2	Totals	13	46	3.5	12	2	
Playoffs						Playoffs						
1993	0	0	0.0	0	0	1993	1	6	6.0	6	0	
1994	6	78	13.0	22	0	1994	2	12	6.0	8	0	
Totals	6	78	13.0	22	0	Totals	3	18	6.0	8	0	
Punt Returns						Kickoff Returns						
Year	No.	FC	Yds.	Avg.	Long	TD	Year	No.	Yds.	Avg.	Long	TD
1993	36	14	381	10.6	64	2	1993	31	689	22.2	49	0
1994	39	13	349	8.9	83	1	1994	43	1,148	26.7	87	1
Totals	75	27	730	9.7	83	3	Totals	74	1,837	24.8	87	1
Playoffs						Playoffs						
1993	4	3	25	6.3	9	0	1993	3	85	22.5	50	0
1994	1	3	10	10.0	10	0	1994	9	218	24.2	39	0
Totals	5	6	35	7.0	10	0	Totals	12	303	25.3	50	0

SINGLE-GAME BESTS

Receptions — 6 @ N.Y. Jets, 12/18/93
 playoffs — 6 @ San Francisco, 1/15/95
 Yards receiving — 70 @ N.Y. Jets, 12/18/93
 playoffs — 78 @ San Francisco, 1/15/95
 Long Reception — 33 @ N.Y. Jets, 12/18/93
 Punt Returns — 5 @ Washington, 10/2/94
 Punt Return Yards — 96 vs. Washington, 11/20/95
 Punt Return Avg. — 32.0 vs. Washington, 11/20/95

Long Punt Returns — 83t vs. Washington, 11/20/94
 64t vs. Miami, 11/25/93
 62t vs. Washington, 12/26/93
 Kickoff Returns — 5 four times, last @ N.O., 12/19/94
 playoffs - 6 @ San Francisco, 1/15/95
 Kickoff Return Yards — 169 vs. Green Bay, 11/24/94
 Kickoff Return Avg. — 37.7 vs. N.Y. Giants, 11/7/93
 Long Kickoff Return — 87t vs. Arizona, 10/9/94



Wade Wilson

Quarterback

6'3" ★ 206 ★ 2/1/59

East Texas State

UFA(NO) '95 ★ 15th Year



PRO: When unrestricted free agent Wade Wilson signed with the Cowboys on May 22, it was the end of a three year courtship by Dallas coaches and management for his services. Wilson, who has proven that he can win, is the quarterback the Cowboys have been trying to acquire as Troy Aikman's backup since 1993. Wilson provides the Cowboys with veteran leadership and proven hands in which to leave the offense if Aikman is forced to miss any action. As a starter during his 11 seasons with Minnesota, Wilson guided the Vikings to three playoff berths, including a trip to the NFC Championship Game in 1987. He led the 1993 New Orleans Saints to an 11-3 record before suffering a knee injury. When Jim Everett was acquired by the Saints in 1994, he brought with him some of the offensive ideas of his former offensive coordinator, Ernie Zampese, giving Wilson the chance to work with the current Dallas offensive philosophy before making his move to the Cowboys.

1994: Wilson began the year behind Everett on the Saints' depth chart and saw action in four games. When Everett left the game with a bruised hip against Washington (9/11), Wilson completed two-of-three passes for 12 yards on the final drive of the first half. This appearance marked the 100th game played in Wilson's NFL career. He played the entire second half at Tampa Bay (9/18) and connected on nine-of-12 passes for 68 yards. At the Los Angeles Rams (12/4), he again saw second half action and went four-of-five for 44 yards and rushed for two yards on two carries. In the season finale at Denver (12/24), Wilson completed four-of-five passes for 48 yards to finish the year with a completion percentage of 71.4% (20-of-28) and a quarterback rating on 90.4.

1993: Wilson was signed by New Orleans as an unrestricted free agent from Atlanta on

April 12. He earned the Saints' starting job during the preseason and guided the club to an 11-3 record before suffering a knee injury against the Giants (12/20) that kept him out of the final two contests of the year. His best effort of the season came against his former teammates at Atlanta (9/12), when he connected on 22-of-34 passes for 341 yards, three touchdowns and two interceptions. He also rushed for 53 yards on two carries, including a career-long 44-yarder. Wilson tied a Saints' club record by going three straight games (vs. Detroit, 9/19; vs. San Francisco 9/26; at L.A. Rams, 10/3) without throwing an interception.

1992: After being released by Minnesota before training camp, Wilson signed with the Atlanta Falcons, where he played in nine games, starting the final three. In a fourth quarter stint at New Orleans (12/3), he replaced Billy Joe Tolliver and completed five-of-10 passes for 71 yards and a touchdown. During his three starts at the end of the season, Wilson was 19-of-26 for 324 yards and five touchdowns in a 35-7 victory at Tampa Bay (12/13), 30-of-41 for 340 yards and two touchdowns in a loss to Dallas (12/21) and 31-of-47 for 374 yards, three touchdowns and two interceptions at the L.A. Rams (12/27). His five touchdown passes against the Bucs is a career-high and a Falcons' single-game record. Wilson's 31 completions and 47 attempts at the Rams each marked a career-best.

1991: Wilson started the first five games of the season for the Vikings, going 72-of-122 for 825 yards with three touchdowns and ten interceptions before giving way to Rich Gannon. Wilson opened the season by completing 21-of-36 passes for 248 yards and three interceptions at Chicago (9/1). The next week at Atlanta (9/8), he went 13-of-18 for 157 yards, two touchdowns and an interception in a 20-19 win before going 17-of-24 for 199 yards with one touchdown and one interception in a 17-14 victory over San Francisco (9/15). In game four at New Orleans (9/22), Wilson connected on 11-of-22 passes for 120 yards with two interceptions. In his final start of the year against Denver (9/29), Wilson completed 10-of-21 passes for 101 yards and three interceptions.

1990: Wilson started the first three games of the season before injuring his right thumb at Chicago (9/23). He missed the next seven games before returning to action in the second half at Tampa Bay (12/16). During the second half against the Bucs, Wilson completed 24-of-39 passes for 374 yards, including a career-long 75-yard touchdown toss to Hassan Jones. Wilson started the following week against the Raiders and was 11-of-19 for 162 yards, one touchdown and one interception before separating his shoulder and missing the remainder of the year.

1989: Wilson, who missed two games due to an injured finger suffered against Tampa Bay (10/1), started 12 of the 14 games in which he played and led Minnesota in pass attempts (362), completions (194), yards (2,543) and touchdowns (9) for the third consecutive year. He had a season-high 42 attempts at Chicago (9/17), and he led the Vikings in rushing with 55 yards on eight carries in a 24-10 win at Tampa Bay (11/12). At Green Bay (11/26), he connected on 23-of-38 passes for a season-high 308 yards. He threw for 303 yards and a pair of touchdowns in the Vikings 29-21 victory over Cincinnati (12/25).

1988: Wilson, who missed two games with a separated shoulder, was named NFC Offensive Player of the Week at Tampa Bay (10/23) when he completed 22-of-30 passes for 335 yards and three touchdowns in the Vikings' 49-20 win. He was named the NFC Offensive Player of the Month for November when he connected on 73-of-112 passes (65.1%) for 1,009 yards with five touchdowns and two interceptions while leading Minnesota to a 4-0 record during the month. His best effort of the season came against Detroit (11/6) when he connected on 28-of-35 passes (80.0%) for a career-high 391 yards, two touchdowns and an interception. During one stretch, Wilson completed 14 straight passes in the Vikings' 44-17 victory over the Lions. Wilson made his first Pro Bowl appearance following the season after leading the NFC with a 91.5 quarterback rating.

1987: Wilson, who led the Vikings in every passing category, was named NFC Offensive Player of the Week at the L.A. Rams (9/20) when he connected on 17-of-38 passes for 285 yards and three touchdowns, including a 41-yard game winner to Hassan Jones with less than a minute to play. Wilson also threw for three touchdowns against Detroit (9/13) and against Chicago (12/6). He led Minnesota in rushing at Detroit (12/20) with 55 yards on eight carries and against Washington (12/26) with 75 yards on ten carries. In the Vikings' divisional playoff win at San Francisco, he completed 20-of-34 passes for 298 yards and two touchdowns, enabling Minnesota to make their first visit to the NFC Championship Game since 1977.

1986: Wilson saw action in nine games, including three starts for an injured Tommy Kramer. Wilson was named NFC Offensive Player of the Week against New Orleans (12/21) when he completed 24-of-39 passes for 361 yards and three touchdowns.

1985: Wilson played in four games, with his sole start at Philadelphia (12/1), where he led the Vikings to the greatest comeback in club history. With the Eagles holding a 23-0 advantage with 8:23 to play, Wilson orchestrated four scoring drives, including three touchdown passes—a pair to Anthony Carter in the final four minutes—to lead Minnesota to a 28-23 victory.

1984: Wilson started five of eight games. His best effort came in a 27-24 Minnesota win over Tampa Bay (11/14) when he threw for 236 yards on 24-of-36 passing.

1983: Wilson saw his only action in the season finale against Cincinnati (12/17), when he completed 16-of-28 passes for 124 yards in the Vikings' 20-14 victory.

1982: Wilson was active for all nine games of the strike shortened season, but did not see any playing time.

1981: Wilson played in three games while being on the active roster for all 16 games. He saw his first NFL action against the Oakland Raiders (9/14), subbing for the injured Steve Dils. Wilson completed 6-of-10 passes for 48 yards in the 36-10 loss to the Raiders.

GAMES/STARTS (regular season, playoffs): 1981 (3/0-Min.), 1982 (0/0-Min.), 1983 (1/1-Min.), 1984 (8/5-Min.), 1985 (4/1-Min.), 1986 (9/3-Min.), 1987 (12/7, 3/2-Min.), 1988 (14/10, 2/2-Min.), 1989 (14/12, 1/1-Min.), 1990 (6/4-Min.), 1991 (5/5-Min.), 1992 (9/3-Atl.), 1993 (14/14-N.O.), 1994 (4/0-N.O.). Total 103/65, 6/5.

COLLEGE: Wilson, a four year letterman and three year starter at East Texas State, was an NAIA All-America and Lone Star Conference MVP as a senior while leading the Conference in passing and total offense. He completed 338-of-668 passes for 4,414 yards and 32 touchdowns during his four years with the Lions. As a freshman, Wilson also handled the punting duties, averaging 38.5 yards-per-punt.

PERSONAL: Charles Wade Wilson, a business management major at ETSU, played his high school ball at near-by Commerce, TX, High School. Wilson, who has his real estate license and his SEC-series seven registration, has worked during the offseason as a financial consultant for Merrill-Lynch in Dallas. He enjoys racquetball and golf and devotes much of his time to the American Diabetes Association. He and wife Kathy reside in Dallas with their two sons, Travis Wade (2/21/90) and Hayden (5/8/93).

WILSON'S NFL TOTALS


Passing										
Year	Starting Record	Att.	Comp.	Yards	Pct.	TD	Int.	Long	Sacks/Yards	Rating
1981 (Min.)	0-0	13	6	48	46.2	0	2	22	2/19	16.3
1982 (Min.)	0-0			None						
1983 (Min.)	1-0	28	16	124	57.1	1	2	36	3/22	50.6
1984 (Min.)	1-4	195	102	1,019	52.3	5	11	38	20/159	52.7
1985 (Min.)	1-0	60	33	404	55.0	3	3	42	4/28	71.8
1986 (Min.)	2-1	143	80	1,165	55.9	7	5	39	13/94	84.4
1987 (Min.)	5-2	264	140	2,106	53.0	14	13	73†	26/194	76.7
1988 (Min.)	7-3	332	204	2,746	61.4	15	9	68†	33/227	91.5
1989 (Min.)	7-5	362	194	2,543	53.6	9	12	50	27/194	70.5
1990 (Min.)	1-3	146	82	1,155	56.2	9	8	75†	15/90	79.6
1991 (Min.)	2-3	122	72	825	59.0	3	10	46†	8/42	53.5
1992 (Atl.)	1-2	163	111	1,368	68.1	13	4	60†	8/58	110.2
1993 (N.O.)	7-7	388	221	2,457	57.0	12	15	42†	37/225	70.1
1994 (N.O.)	0-0	28	20	172	71.4	0	0	16	3/17	87.2
Totals	35-30	2,244	1,281	16,132	57.1	91	94	75†	197/1,369	75.7
Playoffs										
1987 (Min.)	1-1	93	50	730	53.8	5	2	63	14/107	88.6
1988 (Min.)	1-1	75	40	508	53.3	2	2	46	11/93	72.5
1989 (Min.)	0-1	17	9	84	52.9	0	2	19	2/19	27.2
Totals	2-3	185	99	1,322	53.5	7	6	63	27/219	75.6
Rushing										
Year	No.	Yds.	Avg.	Long	TD					
1981 (Min.)			None							
1982 (Min.)			None							
1983 (Min.)	3	-3	-1.0	2	0					
1984 (Min.)	9	30	3.3	12	0					
1985 (Min.)			None							
1986 (Min.)	13	9	0.7	13	1					
1987 (Min.)	41	263	6.4	38	5					

Wilson's NFL Totals, Cont.

1988 (Min.)	36	136	3.8	15	2
1989 (Min.)	32	132	4.1	23	1
1990 (Min.)	12	79	6.6	24	0
1991 (Min.)	13	33	2.5	15	0
1992 (Atl.)	15	62	4.1	12	0
1993 (N.O.)	31	230	7.4	44	0
1994 (N.O.)	7	15	2.1	9	0
Totals	212	986	4.7	44	9
Playoffs					
1987 (Min.)	12	63	5.3	12	0
1988 (Min.)	8	3	0.4	6	0
1989 (Min.)	3	29	9.7	11	0
Totals	23	95	4.1	12	0

SINGLE GAME BESTS

Attempts — 47 @ L.A. Rams, 12/27/92	Long — 75t @ Tampa Bay, 12/16/90
playoffs — 47 @ San Francisco, 1/1/89	Touchdowns — 5 @ Tampa Bay, 12/13/92
Completions — 31 @ L.A. Rams, 12/27/92	playoffs — 2 twice, vs. New Orleans, 1/3/88;
playoffs — 23 @ San Francisco, 1/1/89	@ San Francisco, 1/9/88
Yards — 391 vs. Detroit, 11/6/88	Interceptions — 5 vs. Denver, 10/26/87
playoffs — 298 @ San Francisco, 1/9/88	Rushing Yards — 75 vs. Washington, 12/26/87
Completion Percentage — 80.0% vs. Detroit, 11/6/88	playoffs — 30 @ San Francisco, 1/9/88
playoffs — 60.7% vs. L.A. Rams, 12/26/88	Long Rush — 44 @ Atlanta, 9/12/93



Darren Woodson

Safety

6'1" ★ 215 ★ 4/25/69

Arizona State

D-2B for '92 ★ 4th Year

28

PRO: Darren Woodson is on the fast track toward establishing himself as one of the game's premier safeties of the 1990s. In three full seasons, he has already played in two Super Bowls (starting one), earned a starting Pro Bowl spot, and established a Dallas single season record for tackles by a defensive back (155 in 1993). A converted college linebacker, Woodson is the complete NFL package at safety. He combines size and speed (4.4 in the forty) with great football instincts and hitting ability. He has maintained the aggressive nature that he displayed as a college linebacker, but has used his quickness and speed to make a very smooth transition to the secondary. Although he has tremendous natural physical gifts, Woodson is one of the team's hardest workers in the offseason. His weight room work ethic is well documented, and his character and leadership ability make him a very valuable asset within the framework of the team. Although a star in the secondary, he remained one of the Cowboys most consistent and productive special teams players throughout the 1994 season. He has started the last 35 games, including playoffs, in which he's recorded 293 tackles and six interceptions.

1994: A career-season is perhaps the best description for Woodson's third year in the NFL, his second year as a starter. He was named All-Pro by the Associated Press, *The Sporting News*, *Pro Football Writers of America*, *Football Digest* and *College & Pro Football Newsweekly*. He tied for the Cowboys' team lead in interceptions, while becoming the first Dallas defensive back to be selected as a Pro Bowl starter since Everson Walls (1985). Woodson's five interceptions ranked fifth in the NFC and 10th in the NFL, and those five thefts were the most by a Dallas safety since Michael Downs had six in 1986. Woodson recorded his second straight 100-plus-tackle season by finishing the year ranked second on the club with 113 stops. He also tied for third on the team in passes defended with 12. Woodson got off to a blazing start on his All-Pro season by earning game balls in six of the Cowboys first seven games. Those games and his performances are as follows: at

Pittsburgh (9/4) — in the season opener, Woodson received a game ball after his seven tackles helped hold the Steelers to 126 yards in total offense. Against Houston (9/11) — he picked up a game ball after playing most of the game in the middle linebacker position in the Cowboys 45 and nickel defenses. Woodson's 13 tackles against the Oilers marked his second-highest single game total of the season. He also picked up his first career regular season interception against Houston. At Washington (10/2) — he earned a special teams game ball by forcing a fumble on the opening kickoff and tying for the team lead in special teams tackles for the day with two. Against Arizona (10/9) — he led the team in tackles with seven and recorded two interceptions which led to Dallas touchdowns in the Cowboys 38-3 win at Texas Stadium. It was the first multiple interception game of Woodson's career. Against Philadelphia (10/16)—after leading all Dallas defensive backs with six tackles, Woodson also returned a third quarter interception 26 yards to set up a Cowboys touchdown. At Arizona (10/23)—Woodson registered a season-high 15 tackles. Woodson was named the NFC's Defensive Player of the Week after making the play-of-the-game in the Cowboys' NFC East clinching victory at Philadelphia (12/4). In addition to recording nine tackles on the day, Woodson stepped in front of a fourth quarter Randall Cunningham pass and raced 94 yards to ensure the Cowboys 31-19 victory. It was the third longest interception return in club history. He recovered his only fumble of the year at Cincinnati (10/30). Despite earning All-Pro honors at safety, Woodson remained one of the Cowboys top special teams performers in 1994, tying for third on the team in special teams tackles with 23.

1993: As a second-year player, he earned a starting job at strong safety in training camp and then nearly won the team's individual tackle title by collecting 155 stops — just four shy of the team leader, middle linebacker Ken Norton. Woodson's 155 tackles were the most ever by a Dallas defensive back. Moreover, with eight double-digit tackle games in 1993, he joined Eugene Lockhart (16 in 1989) as only the second Dallas player to register at least seven double-figure tackle games in a season (since game-by-game records were kept in 1984). He led the 1993 Cowboys in fumble recoveries with three (while forcing another) and contributed four tackles for lost yardage totaling 13 yards. He enjoyed an all-time game in the regular season finale at Giants Stadium (1/2/94) — collecting a career-best 19 tackles (the most ever by a Dallas defensive back in a single game) and one fumble recovery. His 19 tackles against the Giants tied him for second place on the Cowboys all-time single-game tackle list. For the regular season, Woodson averaged 9.7 tackles per game, but over the course of the last nine games, he contributed an outstanding 11.8 tackles per game. That stretch included the Cowboys' four games in the month of November where Woodson turned in double figure tackle totals in all four games and 48 total stops. He closed the month of November with 15 tackles against Miami on Thanksgiving Day (11/25). He was the team's leading tackler in the playoffs with 27 stops, easily outdistancing Norton (22). He also registered his first professional interception in the playoffs against Green Bay (1/16/94), and he recovered a fumble in Super Bowl XXVIII vs. the Bills (1/30/94). Woodson missed just one start in 1993, and that came in the opener at Washington (9/6) as he was still recovering from a fractured right forearm.

1992: Although Woodson was a second-round draft choice of the Cowboys (37th overall) in 1992, his play in the nickel pass defense caught almost everyone by surprise. It was thought that the switch he faced, moving from linebacker at Arizona State to strong safety in the National Football League, would take a longer period of time for adjusting. Instead, he quickly became the club's draft surprise. Woodson became a major contributor to the defense while leading the special teams with 19 tackles. In 16 games, he recorded 33 tackles (28 solo), second among Dallas' rookies. Included was a season-high six stops in a start against the Run-and-Shoot offense at Atlanta (12/21). His first NFL start came in a pass situation defense at Detroit (11/8). Two weeks later at Phoenix (11/22), he had five solo tackles, his high of the season. Against Chicago (12/27), Woodson's first NFL sack forced a first-quarter fumble at Chicago's 30-yard line, but the Bear's recovered. Against Philadelphia (1/10/93) in the playoffs, he forced a fumble at the Eagles' 25-yard line to set up a field goal at the end of the first half. His standout play on special teams included a game ball for the 27-0 win over Seattle (10/11).

GAMES/STARTS (regular season, playoffs): 1992 (16/2, 3/0), 1993 (16/15, 3/3), 1994 (16/16, 2/2). Total - 48/33, 8/5.

COLLEGE: An All-Pac 10 second-team selection his senior season and honorable mention All-America as a junior, Woodson played linebacker at Arizona State. Coming out of high school, he didn't have the grades to accept a football scholarship from ASU, so he started his career as a walk-on and quickly developed a reputation for being one of the fiercest hitters in the country. As a sophomore in 1989, he had a career-high 16 tackles against Stanford en route to his single-season high of 122 tackles (79 solo). Of his five career interceptions, three came in his senior season.

PERSONAL: Darren Ray Woodson was a first team All-Metro Division AAA linebacker and running back at Maryvale High School in Phoenix, AZ and earned first team all-city honors as a linebacker and second team recognition as a running back his final season. Darren ran for a career-high 225 yards and six touchdowns vs. Kofa High in Yuma, AZ, tying a Phoenix Metro game record and setting a school mark. He earned three letters in football and served as team captain his senior year. He was a criminal justice major at Arizona State.

WOODSON'S COWBOYS TOTALS

Year	Tackles			Sacks	Tkl/ Loss	QB Press.	Passes Def.	For. Fum.			
	Solo	Ast.	Tot.								
1992.....	28	5	33	1	1(-4)	1	4	1			
1993.....	89	66	155	0	4(-13)	1	4	1			
1994.....	69	44	113	0	3(-3)	0	12	1			
Totals.....	186	115	301	1	8(-20)	2	20	3			
Playoffs											
1992.....	10	4	14	0	0	1	1	1			
1993.....	16	11	27	0	1(-4)	0	2	0			
1994.....	9	5	14	0	0	0	1	0			
Totals.....	35	20	55	0	1(-4)	1	4	1			
Pass Interceptions				Opponents' Fumbles Recovered							
Year	No.	Yds.	Avg.	Long	TD	Year	No.	Yds.	Avg.	Long	TD
1994.....	5	140	28.0	94t	1	1993.....	3	0	0.0	0	0
Playoffs						1994.....	1	0	0.0	0	0
1993.....	1	5	5.0	5	0	Totals.....	4	0	0.0	0	0
Playoffs											
1993.....	1					1993.....	1	0	0.0	0	0

SINGLE-GAME BESTS

Total Tackles — 19 @ N.Y. Giants, 1/2/94
 Solo Tackles — 11 @ N.Y. Giants, 1/2/94
 Assists — 8 twice, vs. Phoenix, 11/14/93, and @ N.Y. Giants, 1/2/94
 Interceptions — 2 vs. Arizona, 10/9/94
 Passes Defensed — 3 vs. Arizona, 10/9/94

Other Cowboys With Pro Experience

Michael Batiste, a 6-2, 304-pound tackle from Tulane, spent the 1994 training camp with Dallas, but was released prior to the final roster cutdown. At Tulane, he started 10 games his senior year at left end or tackle, recording 40 tackles (25 solo) with one sack and three tackles for losses. His junior year, Batiste contributed 42 tackles (25 solo), with four sacks and five tackles for losses in nine games as a starter at defensive tackle. He had his most productive season as a sophomore when he started all year and recorded 57 tackles (38 solo), three sacks and six tackles for losses. Batiste, born 12/24/70, was an all-district selection in football at Westbrook High School in Beaumont, TX and also lettered in basketball and track.

John Davis, a 6-4, 257-pound tight end from Emporia State, was drafted by Dallas in the fifth round of the 1994 NFL Supplemental Draft and spent the season on the Cowboys practice squad. He started his senior year at ESU at tight end, but was moved to tailback for the final six games of the season. Davis rushed for 624 yards on 128 carries (4.9 avg.) with seven touchdowns, and he caught 13 passes for 172 yards (13.2) and two touchdowns. He was named honorable mention All-Mid-America Intercollegiate Athletics Association for his efforts. Davis transferred to ESU after playing two seasons at Cisco, TX, Junior College. At Jasper, TX, High School, he lettered in football,

OTHER PROS

basketball and track, helping set a national high school record with his 4x100 meter relay team time of 39.9 seconds.

Wayne Dickson, a 6-3, 265-pound defensive end, originally signed with the San Diego Chargers in 1990 but was released prior to the start of the season. In 1991, Dickson, played eight games for the Saskatchewan Rough Riders of the Canadian Football League, where he recorded 22 tackles and two sacks. He finished 1991 playing for the Orlando Thunder of the World League of American Football, registering 37 tackles, five tackles for losses and five sacks. Dickson spent the 1992 season with the Thunder at linebacker, helping lead Orlando to the World Bowl. After sitting out 1993, he played with the Orlando Predators in the Arena Football League, recording 13 tackles, one sack, two passes defended and one tackle for a loss in five games. A two year starter at Oklahoma for Barry Switzer at defensive end, Dickson tallied 115 stops, five tackles for losses and eleven sacks during his career. Born Jan. 27, 1967, he played his high school ball at Borger, TX, High School.

Stephen McGuire, a 5-11, 215-pound running back from the University of Miami (FL), was originally signed by the San Francisco 49ers as a free agent in 1993, but was released during training camp. He spent the 1994 training camp with the Miami Dolphins, but was released prior to the final roster cutdown. McGuire was a two year starter for the Hurricanes before suffering a major knee injury as a junior. Before the injury, he posted 608 yards on 123 carries and nine touchdowns. As a sophomore, he carried the ball 150 times for 621 yards and eleven scores. McGuire recorded 519 yards on 106 carries with ten touchdowns as a redshirt freshman. During summer vacations at Miami, McGuire worked with the NBA's Miami Heat public relations office. As a senior at Andrew Jackson High School in Brooklyn, NY, he rushed for 1,122 yards and scored 21 touchdowns. McGuire, born Nov. 20, 1969, was named the New York *Newsday* Player of the Year and was honored by New York's Downtown Athletic Club as part of the Heisman Trophy festivities.

Greg Tremble, a 5-11, 188-pound safety from Georgia, spent the 1994 training camp with the Cleveland Browns before being released prior to the final roster cutdown. At Georgia, he started 22 games during his two year career with the Bulldogs and totaled 182 tackles (118 solo), six interceptions, 12 passes defended and three fumble recoveries. Tremble, who led the Bulldogs in interceptions as a senior with three, was moved from cornerback to free safety after transferring from Northeast Oklahoma Junior College. In his JUCO career, Tremble started 10 of 14 games and led the team in passes defended with 16 while making 46 stops (25 solo), causing two fumbles, recovering one and grabbing two interceptions, returning one for a touchdown. He also led NOJC in punt returns with 15 for 227 yards (15.1 avg.). Tremble, a two year starter, played safety and returned punts for Warner Robbins, GA, High School. He was born in Warner Robbins on April 16, 1972.

Germaine Williams, a 5-10, 228-pound fullback from LSU, went to training camp with the Tampa Bay Buccaneers in 1994, but was released during camp. As a senior, he played in 11 games, starting four, and was the third leading rusher on the team with 226 yards on 58 carries and two touchdowns. As a junior, Williams scored three touchdowns while rushing for 106 yards on 25 carries, and he caught three passes for 32 yards and a touchdown in 11 games. He was the fourth leading rusher his sophomore year, carrying 36 times for 160 yards and one touchdown. He also recorded 11 catches for 79 yards while playing in 10 games, with one start. In nine games as a freshman, Williams averaged 5.1 yards-per-carry with 72 yards on 14 carries. He established himself as Louisiana's high school career rushing leader with 8,048 yards on 962 carries with 96 touchdowns while playing at Ascension Catholic High School in Donaldsonville, LA. Williams was named all-district MVP, Class A all-state four years and all-state MVP two seasons. Born Feb. 4, 1971, Williams was selected *USA Today* and Gatorade Player of the Year in Louisiana.

Cowboys Draft Choices



Sherman Williams

Running Back

5'8" ★ 190 ★ 8/13/73

Alabama

D-2A for '95



Emmitt Smith showed that he was human last season when he missed parts of four games and, for the first time in his career, missed an entire game with hamstring injuries. The Cowboys searched for a reliable back-up who could step in and not cause the offense to miss a beat. It took a bit longer than some would have liked, but Dallas may have found an Emmitt Smith clone in their second-round selection of Sherman Williams from Alabama.

Williams is a compact back (5-8, 190 lbs) who has powerful legs, great field instincts and catches the ball well. He finished his Alabama career with 2,486 yards rushing, fifth on the all-time Tide rushing chart, on 535 career carries — third on the Tides' all-time list. His 27 rushing touchdowns is the fourth highest in Alabama history, and he is only the fourth 'Bama player to rush for over 1,000 yards in a season with 1,341 yards his senior year. He also averaged 11.8 yards-per-catch during his collegiate career, tallying 424 yards on 36 catches with two touchdowns.

Williams, a finalist for the Doak Walker Award — given annually to the nation's top running back — finished his Alabama career with a bang, rushing for 1,341 yards, the second-best season total in school history (Bobby Humphrey 1,471, 1987). His 291 carries broke the Tide season record of 238 also set by Humphrey in 1987. Williams finished the season averaging 138.5 all-purpose yards per game, 16th best in the country. He opened the year with five consecutive 100-yard games, including 191 yards on 31 carries (6.2 avg.) against Tulane. He recorded seven 100-yard rushing days and two 99-yard efforts for the year. In the SEC Championship Game against Florida, he tallied 99 yards on 29 carries. Against Ohio State in the CompUSA Florida Citrus Bowl, Williams became the first 'Bama player to gain over 100 yards rushing and receiving in postseason action when he rushed for 166 yards on 27 carries and caught 8 passes for 155 yards, including a 50-yard touchdown for the winning score with 0:42 remaining.

As a junior in 1993, Williams took over the starting running back job in the third game of the season and opened the year with five straight 100-yard games, including 148 yards on 24 carries against Arkansas. Playing in a reserve role, he came off the bench to rush for 106 yards and two touchdowns against Tulane and for 120 yards against Vanderbilt in the first two games of the year. He set a career-high against Louisiana Tech when he ran for three touchdowns in 'Bama's 56-3 victory. Williams finished the season with 738 rushing yards on 168 carries with nine touchdowns. He also averaged 9.9 yards on eight catches. In the Gator Bowl against North Carolina, he amassed 94 yards on 18 carries in the 24-10 Alabama victory.

During his sophomore campaign in 1992, Williams played in every game as a back-up to former Cowboys running back Derrick Lassic. Williams tallied 299 yards on 64 rushes, scoring eight touchdowns. He also added 120 yards on nine catches (13.3 average) for the national champion Crimson Tide. His best outing of the year came against LSU, when he carried the ball 10 times for 69 yards and two touchdowns. He set up another Tide score with a 24-yard reception in 'Bama's 31-11 victory over the Tigers. In finishing out Alabama's undefeated season in the Sugar Bowl against Miami, Williams scored on a two-yard run and added a 20-yard kickoff return.

Williams played in eight games as a freshman in 1991, rushing for 108 yards and two touchdowns on 12 attempts. His best effort of the season came against Vanderbilt, where

he rushed for 36 yards on three carries and scored his first career touchdown.

Williams, the 46th overall selection, is the second Alabama running back Dallas has drafted since 1993 (Derrick Lassic) and the fifth 'Bama player ever drafted by the Cowboys. Williams, the seventh running back selected, was the first of five Tide players to be taken in the 1995 NFL Draft.

A sports fitness management major, Williams was named all-state by the Alabama Sportswriters Association as a senior when he led Blount High School in Mobile, AL, to the Class 5A state title. During his senior season, Williams rushed for 3,004 yards and 31 touchdowns, becoming the first player in Alabama prep history to rush for over 3,000 yards in a season.


WILLIAMS' ALABAMA TOTALS

Rushing					Receiving						
Year	No.	Yds.	Avg.	Long	TD	Year	No.	Yds.	Avg.	Long	TD
1991	12	108	9.0	23	2	1992	9	120	13.3	24	0
1992	64	299	4.5	26	8	1993	8	79	9.9	41	0
1993	168	738	4.4	24	9	1994	19	225	11.8	73	2
1994	291	1,341	4.6	32	8	Totals	36	424	11.8	73	2
Totals	535	2,486	4.6	32	27						

Kickoff Returns					
Year	No.	Yds.	Avg.	Long	TD
1992	2	30	15.0	16	0
1994	4	62	15.5	19	0
Totals	6	92	15.3	19	0

SINGLE-GAME BESTS

Rushing Yards — 191 vs. Tulane, 9/24/94
 Attempts — 33 @ Arkansas, 9/17/94
 Long Rush — 32 vs. Tennessee-Chattanooga, 9/3/94
 Rushing Touchdowns — 3 vs. Louisiana Tech, 9/25/93
 Receiving Yards — 92 @ Arkansas, 9/12/94
 Receptions — 5 @ Mississippi St., 11/12/94
 Long Reception — 73t @ Arkansas, 9/17/94



Kendall Watkins

Tight End
6'1" ★ 305 ★ 3/8/73
Mississippi State
D-2B for '95



One of the biggest moves Dallas made to improve their running game in 1995 centers around the drafting of a tight end. That may sound strange since Jay Novacek has become one of the NFL's premier pass catchers over the last five years, but the 1995 NFL Draft netted Dallas Kendall Watkins, one of the best blocking tight ends to enter the NFL in years.

Dallas Tight Ends Coach Robert Ford has already compared Watkins, an All-Southeast Conference selection as a senior, to another Dallas Pro Bowler, but that player is not Novacek, instead mentioning guard Nate Newton when he talks of his new tight end.

"What he does for the Dallas Cowboys will be special," says Ford. "His blocking skills are big-time in this league. Don't think the fullback and tailback won't notice, because if we decide to run off-tackle, there is going to be a hole there."

As a devastating blocker and the only 300-pound tight end in the NFL, the Cowboys plan to utilize Watkins' expertise opposite Novacek to open holes for Emmitt Smith and the Dallas running game. This is very similar to the role Watkins played at Mississippi State, where he recorded only 11 career receptions but accounted for 80 knockdown blocks

over his final two seasons. Other tight ends consider themselves receivers, Watkins has a lineman's mentality.

"Most of the time, I've been referred to as a tackle moved out one slot over," says Watkins, who will have other Dallas assistant coaches wanting to line him up at guard, center and even in the backfield as a blocking fullback.

As a senior, Watkins accounted for five receptions, 66 yards receiving and 44 knock-down blocks. In the season opening win over Memphis (9/3) he hauled in a career-high three receptions for 43 yards. The biggest catch of his career came against Tennessee when he grabbed a two-yard touchdown toss with 0:36 remaining to give the Bulldogs a 24-21 victory. He added a season-long 21-yard catch in MSU's 66-22 romp over Tulane, and he recorded several key blocks as the Bulldogs rushed for 390 yards against Kentucky in a 47-7 win. In his final game with State, Watkins closed out his career with three receptions for 20 yards against North Carolina State in the Peach Bowl. Following the season, he was selected to participate in the Senior Bowl.

Watkins started 22 of his final 23 games in Starkville, missing one start as a junior when the Bulldogs lined up with three wide receivers. During that junior campaign, Watkins recorded six receptions for 68 yards. His first career catch resulted in a 15-yard touchdown against Louisiana State. After recording two receptions for 26 yards against Florida, Watkins delivered a key block that dropped two defenders on a one-yard scoring run by Michael Davis in a 23-0 win over South Carolina.

After seeing most of his action on special teams as a freshman, Watkins was slated for considerable playing time at tight end as a sophomore until arthroscopic knee surgery near mid-season slowed his playing time. He still managed to see action in every game, starting three contests. One of those starts came against Arkansas State, when he helped lead the way as the Bulldogs rushed for 464 yards in a 56-6 win.

The Cowboys second choice in the 1995 NFL Draft, Watkins was the 59th player taken overall and the fifth tight end to be chosen. He was the first of six MSU players to be drafted and is the first Bulldog player to be drafted by Dallas since James Jones in 1980.

Kendell Mairo Watkins was born and raised in Jackson, Miss., where he earned all-metro, all-district and second-team all-state honors as a tight end at Provine High School. As the team captain his senior year, Watkins caught 14 passes for 246 yards and two touchdowns, while also lining up at defensive end and linebacker.

WATKINS' MISSISSIPPI STATE TOTALS

Year	Receiving			Long	TD
	No.	Yds.	Avg.		
1993	6	68	11.3	24	1
1994	5	66	13.2	21	1
Totals	11	134	12.2	24	2

SINGLE-GAME BESTS

Receptions — 3 @ Memphis, 9/3/94
 Receiving Yards — 43 @ Memphis, 9/3/94
 Long Reception — 24 yards @ Florida, 10/2/93



Shane Hannah

Guard

6'5" ★ 345 ★ 10/21/71

Michigan State

D-2C for '95



Shane Hannah possesses the size and style of play that makes him a comfortable fit in the Dallas Cowboys scheme of offensive line play. Hannah comes to Dallas with a huge frame, 6-5 and 345 pounds, and he is very effective in his explosion off the ball. He moves well for a player of his physical stature, and he has the quick hands that will assist him in developing as a professional pass blocker. Hannah will most likely begin his career as a guard after playing four years at the left tackle spot at Michigan State.


"Shane is a very hard working guy who wants to improve every time he steps onto the field," says Cowboys Offensive Line Coach Hudson Houck. "He has great balance and functional strength, and we think he can be a contributor to our scheme on the offensive line."

In four years at MSU, Hannah was the picture of stability and consistency. He earned the starting left tackle position in the second game of his redshirt year and held it for the remainder of his collegiate career. As a senior at MSU, Hannah was a key figure in the Spartans potent ground game. Hannah and right tackle Brian DeMarco (second round draft choice of the Jacksonville Jaguars) combined to form the heart of one of college football's biggest and most powerful offensive lines in 1994. Hannah registered 56 knock-down blocks on the season, and he was instrumental in helping the Spartans rush for 312 yards against Northwestern and another 214 yards against Indiana. Hannah was named second team All-Big Ten following his senior season.

As a junior in 1993, Hannah was named the team's recipient of the Gerald R. Ford "Up Front Award" that is given to the top MSU offensive lineman. A starter throughout the year at left tackle, Hannah was also tabbed second team All-Big Ten. He was the lead man on a line that helped the Spartans average 365 yards per game in total offense. He also proved his athletic ability at the left tackle post by not allowing a single sack all season long, while helping Michigan State to a 6-5 regular season mark and a berth in the Liberty Bowl.

As a sophomore in 1992, he helped the Spartans to a rushing average of 180 yards per game while the team compiled a 5-6 record. As a redshirt freshman in 1991, he earned his first collegiate start under fire—in the second game of the year at Notre Dame.

One of the most highly recruited linemen in the country after playing at Valley View High School in Germantown, Ohio. Hannah was selected the Ohio Division III high school Lineman of the Year after leading his team to an 8-2 record as a senior. He was also a standout in basketball and track, setting school records in basketball (23 rebounds in one game) and the discus (153' 6"). Hannah, a physical education/exercise science major at Michigan State, was born on Oct. 21, 1971 in Dayton, Ohio.



Charlie Williams

Safety

6'0" ★ 190 ★ 2/2/72

Bowling Green

D-3 for '95



Entering the 1995 NFL Draft, the Dallas coaching staff knew there were holes to fill with the free agency departures of key members of the Cowboys' secondary and special teams units. They found Charlie Williams of Bowling Green State University in the third round, and they expect him to provide Dallas with depth and quality play on special teams and in the defensive backfield.

Williams is a versatile player who lined up at receiver, safety and special teams at Bowling Green. He was a special teams standout with superb leaping who blocked six kicks during his collegiate career. With 4.41 40-yard dash speed, he has the quickness to stay with receivers deep and is a punishing tackler.

While lining up at split end, nickel back and as the top coverage defender on special teams as a senior in 1994, Williams, the Bowling Green special teams captain, contributed five catches for 62 yards on offense, 31 tackles, two defended passes and an interception on defense and blocked a kick on special teams. His best effort of the year came at Cincinnati, where he tallied five tackles, a pass broken up and a blocked punt, which he returned 30-yards in the Falcons 38-0 victory. He contributed seven tackles and an inter-

ception in a 30-13 Falcons' win over Eastern Michigan and 8 stops in a 31-16 triumph over Toledo. Williams broke his right forearm against Toledo and missed the remainder of the season.

Williams, who was a reserve split end, played as a nickel defensive back the last two games of his junior season, making 12 stops. He also caught 14 passes for 192 yards and a touchdown at split end, while making a huge contribution with his special teams play. Against Virginia Tech, Williams blocked an extra point attempt in the Falcons 33-16 loss. He blocked a punt against Kent State and against Central Michigan in back-to-back games, and the next week against Western Michigan, Williams blocked a field goal, helping Bowling Green salvage a 14-14 tie.

As a sophomore, Williams performed mostly on special teams, recording one solo tackle and three blocked kicks. Against Kent State, he blocked a field goal and an extra point attempt. He was also able to block a field goal attempt against Central Michigan. After being redshirted in 1990, Williams was a scout team receiver as a redshirt freshman the following year.


The 92nd player taken overall, Williams is the first player ever drafted from Bowling Green by the Cowboys. He will be looking to join the ranks of Erik Williams (Central St.) and Leon Lett (Emporia St.) as players from small schools that became major contributors for the Cowboys.

A sociology major, Williams was an all-city and all-public school league selection as a junior and senior at Henry Ford High School in Detroit, MI. He made 25 career touchdown catches and 12 career interceptions for Henry Ford. In one game as a junior, he caught eight passes, scored three touchdowns and intercepted two passes.

WILLIAMS' BOWLING GREEN TOTALS

Year	Tackles			Sacks	Tkl/ Loss	QB Press.	Passes Def.	For. Fum.
	Solo	Ast.	Tot.					
1992	1	0	1	0	0	0	0	0
1993	7	5	12	0	0	0	0	0
1994	21	10	31	0	0	0	2	0
Totals	29	15	44	0	0	0	2	0

Year	Pass Interceptions				Year	Punt Returns					
	No.	Yds.	Avg.	Long		TD	No.	Yds.	Avg.	Long	TD
1994	5	140	28.0	94t	1						
1994	1	0	0.0	0	0	1	30	30.0	30	0	



Eric Bjornson

Tight End
6'4" ★ 230 ★ 12/15/71
Washington
D-4A for '95



For the past five seasons, the Dallas Cowboys have had one of the NFL's most prolific pass catching tight ends in Jay Novacek. The one thing they did not have was a player with similar potential as an offensive threat behind him. Eric Bjornson (buh-YORN-sun), the Cowboys fourth-round draft choice should fit that bill as a talented and versatile receiver.

A Novacek clone in more ways than one, Bjornson is similar in size (6-4, 230-pounds), runs a 4.5 40-yard dash, served as Washington's holder on kicks and was a high school standout at quarterback. Novacek measures in at 6-4, 234-pounds, runs a similar 40-yard dash, serves as the Cowboys holder and was an all-state quarterback at his Nebraska high school.

His attitude and overall intelligence allowed Bjornson to shuttle between quarterback and wide receiver during his stay at Washington. His understanding of the offense as a

quarterback strengthened his play at wide receiver, because as a receiver he knew what the quarterback was looking at and could react instantly to what the defense was showing.

Although he played strictly at wide receiver as a senior, it took Bjornson four years to land at that position full-time. In 1994 he started all season at wide receiver and earned second-team All-PAC 10 honors when he led the Huskies with 49 receptions, the fifth highest total in school history, for 770 yards (15.7 avg.) and seven touchdowns. Bjornson was sixth in the PAC-10 in receptions and tied for second in touchdown catches while earning Academic All-PAC 10 and All-America honors. He started the season with a bang by pulling in three passes for 103 yards at Southern Cal (9/3), including a career-long 52-yard touchdown grab. Bjornson quickly became a go-to guy for the Huskies as his 11-yard touchdown catch against San Jose State (10/8) started a streak of four consecutive games with a touchdown catch. That game was followed by a stellar performance against Arizona State (10/15) when he posted career marks for receptions (nine) and receiving yards (119). In week three of the streak, he garnered ABC Sports Player of the Game honors at Oregon (10/22) when he had six receptions for 90 yards and a score. His two touchdowns against Oregon State (10/29) marked the only multiple-touchdown game of his career, and he posted an eight catch day (for 95 yards) at Stanford (11/5).

Bjornson spent most of his junior season at quarterback, starting the final three games of the season and posting a 2-1 record as a starter. At UCLA (10/16), he tossed the only touchdown pass of his career, an eight-yarder, while quarterbacking, and also hauled in an 18-yard toss while lining up at wide receiver. After seeing limited action through the first seven games, Bjornson stepped into the lineup in the second quarter against Arizona State (10/30) and completed 17-of-32 passes for 186 yards. The next week he earned his first career start when the Huskies traveled to Oregon State (11/6) and was seven-of-16 for 113 yards in leading Washington to 25 consecutive second-half points and a 28-21 win. The following week he set career highs against Southern Cal (11/13) with 33 attempts (14 completions) and 187 yards. He finished the year 51-of-121 for 595 yards and one touchdown.

After entering Washington as a quarterback, Bjornson redshirted the 1990 season and served as a backup to Billy Joe Hobert and Mark Brunell on the Huskies 1991 national championship team, seeing limited action in seven games. As a sophomore, Bjornson first made the move to wide receiver and was an honorable mention PAC-10 All-Academic team selection, finishing the year with 14 catches for 170 yards and two touchdowns. He started his wide receiver days off by recording four receptions for 28 yards and a touchdown in the season opener at Arizona State (9/5) and posted four more catches for 36 yards against Wisconsin (9/12). In game three of his receiving career, he caught three balls for 72 yards against Nebraska (9/19).


On top of his wide receiver/quarterback duties at Washington, Bjornson's sure hands worked as the holder on field goals and extra points throughout his career. He was a member of Husky teams that amassed a 43-12 record from 1990-94, went to three Rose Bowls as the PAC-10 champions and captured the 1991 national title.

A Cowboys fourth round draft choice (110th overall), Bjornson was the eighth tight end chosen. He was the third of five Washington players drafted in 1995 and the first Husky player selected by Dallas since Kevin Gogan in 1987. A fourth-rounder, Bjornson was taken with the highest pick ever used by Dallas on a University of Washington player.

Bjornson was born in San Francisco, CA and starred at Bishop O'Dowd High School in Oakland, where he was a three-year starter at quarterback while earning scholar-athlete awards from the Oakland Tribune and the National Football Foundation Hall of Fame with his 4.02 GPA. His three year totals were 309 completions in 583 attempts (.530) for 4,074 yards and 36 touchdowns, including five in one game as a sophomore. As a senior he guided his team to a 10-1 record and the East Shore Athletic League title. He majored in sociology at Washington.

BJORNSON'S WASHINGTON TOTALS

Year	Receiving					SINGLE-GAME BESTS
	No.	Yds.	Avg.	Long	TD	
1992	14	170	12.1	31	2	Receptions — 9 vs. Arizona State, 10/15/94
1993	1	18	18.0	18	0	Receiving Yards — 119 vs. Arizona State, 10/15/94
1994	49	770	15.7	52	7	Touchdowns — 2 vs. Oregon State, 10/29/94
Totals	64	958	15.0	52	9	Long Reception — 52 yards @ Southern Cal, 9/3/94



Alundis Brice

Cornerback
5'10" ★ 178 ★ 5/1/70
Mississippi
D-4B for '95



Any discussion of Alundis Brice, and his achievements on and off the football field, usually includes the words strength, character and courage. As a second-team All-America who had just completed a stellar senior season at Ole Miss, Brice tried to play the role of peacemaker during an on-campus altercation, and he was shot in the chest, with the bullet nearly hitting his heart. After 11 days in the hospital, including two days in critical condition, Brice began the long road to recovery and his status for the 1995 NFL Draft suddenly became very uncertain. His physical rehabilitation progressed at a dramatic rate, and the Cowboys used a fourth-round selection on Brice—probably a round lower than he would have been selected if not for the incident in January.

As a performer on the field, Brice is a quality one-on-one coverage cornerback. In his college days, the Ole Miss defensive scheme required him to play man-to-man coverage almost exclusively, and he did so with very productive results. Noted as a big-time playmaker throughout his career, Brice registered seven interceptions in both his junior and senior seasons.

As a senior in 1994, he was a first-team All Southeastern Conference (second-team All America) selection, and he was also the third player in Ole Miss history to record at least seven interceptions in one season. Following the spring prior to his senior season, Brice was selected as the Chuckie Mullins Courage Award winner, and the following fall he changed his jersey to No. 38 in honor of the former Rebel who was paralyzed while playing at Ole Miss. As the Rebels left cornerback in '94, Brice contributed 50 tackles (42 solos) and nine passes defended. After registering three interceptions in the first five games of the year, Brice closed the year in very strong fashion by picking off a pair of passes in each of the season's final two games (at Tulane and vs. Mississippi State).

As a junior All-SEC selection at cornerback in 1993, Brice returned two of his seven interceptions on the year for touchdowns—becoming only the second player in school history to accomplish that feat in one season. His seven thefts were returned for an average of 14.0 yards per effort and his touchdowns were scored on interception returns of 45 yards (vs. Vanderbilt) and 46 yards (vs. Northern Illinois). Brice was a key figure in the Rebels' leading all NCAA Division I schools in fewest total yards allowed in 1993 (234.5).

He was used as a wide receiver as a sophomore but did not record a reception. As a standout member of the Ole Miss track team, Brice registered personal best times of 10.75 (100 meters), 21.62 (200 meters) and 6.22 (55 meters).

Brice was a first-team, Class 5A, All-State selection as a senior at Brookhaven High School in Brookhaven, Mississippi. A gifted performer at wide receiver and defensive back, he was also a three year letterman in track—winning the state title in the 200 meters. A social work major at Ole Miss, Brice was born on May 1, 1970 in Brookhaven.


BRICE'S MISSISSIPPI TOTALS

Year	Tackles			Tot.	Passes Def.	For. Fum.	Blk. Kick
	Solo	Ast.	—				
1991	10	12	—	22	0	0	0
1992	1	0	—	1	0	0	0
1993	42	16	—	58	13	0	1
1994	42	8	—	50	9	1	0
Totals	95	36	—	131	22	1	1

Brice, Mississippi Totals, Cont.

Year	Pass Interceptions				Long	TD
	No.	Yds.	Avg.	Long		
1993	7	98	14.0	45	2	
1994	7	29	4.1	26	0	
Totals	14	127	9.1	45	2	

Year	Opponents' Fumbles Recovered				
	No.	Yds.	Avg.	Long	TD
1993	1	0	0.0	0	0



Linc Harden

Linebacker

6'3" ★ 238 ★ 4/9/72

Oklahoma State

D-4C for '95



With the free agency departures of linebackers Darrick Brownlow and Matt Vanderbeek, the Cowboys were looking to shore up the linebacker corps with a player who could provide quality special teams help. With the fourth round selection of Linc Harden from Oklahoma State, Dallas found just the type of player they had been hoping for on draft day.

Harden, who went through two schools before finding a home at Oklahoma St., is an intense and aggressive tackler who drops off smoothly in pass coverage. His ability to maintain proper angles on plays and technique at using his hands to escape blockers allows Harden to be very effective at forcing his way through traffic.

As a senior, Harden moved to strongside linebacker and recorded 72 tackles, including a sack and five tackles for losses. He recorded his only sack of the year at Northern Illinois while collecting seven stops, two tackles for nine yards in losses and a pair of passes defended in the Cowboys 31-14 victory. Against Nebraska, he posted ten tackles and a pass broken up. He also forced two 'Husker fumbles and recovered another. Harden tallied nine stops at Colorado and eight tackles against Oklahoma. His 72 stops on the season ranked second for the Cowboys, while his five passes defended tied for the second most passes broken up on the OSU squad.

During his junior season, Harden started nine games, eight at weakside linebacker and one on the strongside. From the weakside, he registered nine tackles in a 16-10 victory over Tulsa. Against Arizona State, he tallied eight stops, including a sack and a tackle for a 4-yard loss. He also added a quarterback pressure and a forced fumble against the Sun Devils. The next week against TCU, Harden recorded ten tackles before tacking on another eight tackles with two stops for three yards in losses against Missouri two weeks later. He finished seventh on the Cowboys tackle chart, third among linebackers, with 56, while adding two sacks, four tackles for eight yards in losses and a forced fumble.

In 1992, Harden was a unanimous all-conference selection and team MVP at Garden City Community College in Kansas when he recorded 86 stops (46 solo) and eight sacks on the year. Before transferring to Garden City, Harden started his college career playing strong safety and outside linebacker in four games at Southwestern Louisiana, recording 5 tackles.

The 130th player taken overall, Harden joins Walt Garrison as the only two Oklahoma State players ever drafted by Dallas. Garrison and Mike Zentic, a rookie free agent center in 1987, are the only OSU alumni to make the Dallas roster. Harden was the only Cowboy to be taken in the 1995 NFL Draft.

Harden, a physical education major, was a Class 5-A all-state first team selection from Ball High School in Galveston, TX. After recording 80 tackles and picking off four passes as a senior, he was rated the second-best prep free safety prospect by Max Emfinger's recruiting service. Harden also lettered for the Ball track team in the long jump and 400 meter dash.


HARDEN'S COLLEGIATE TOTALS

Year	Tackles			Sacks	QB Press.	Tkl/ Loss	Passes Def.	For. Fum.
	Solo	Ast.	Tot.					
1991 (SWL).....	3	2	5	0	0	2(-3)	0	0
1992 (GCCC).....	46	40	86	8.0	5	7(-31)	6	1
1993 (OSU).....	39	17	56	2.0	1	4(-8)	1	1
1994 (OSU).....	54	18	72	1.0	2	5(-18)	5	2
Totals.....	142	77	219	11.0	8	18(-60)	12	4

Opponents' Fumbles Recovered

Year	No.	Yds.	Avg.	Long	TD
1992 (GCCC).....	1	12	12.0	12	0
1994 (OSU).....	2	0	0.0	0	0
Totals.....	3	12	4.0	12	0

SWL - Southwestern Louisiana
 GCCC - Garden City (Kan.) Community College
 OSU - Oklahoma State University



Edward Hervey

Wide Receiver

6'3" * 179 * 5/4/73

Southern Cal

D-5A for '95



In Edward Hervey, the Cowboys believe they have landed a speed receiver to compliment the skills of Michael Irvin and Cory Fleming. With a rare combination of size (6-3, 179-pounds) and speed (4.3 40-yard dash), Hervey has shown tremendous ability at wide receiver after a high school and junior college career at quarterback.

Growing up in the Nickerson Gardens projects in Watts, and later in Compton, Hervey was forced to mature quickly. It was also during this time he developed the work ethic and drive to improve himself — first by getting into college and then making the transition to wide receiver to continue his football career. As could be expected from an athlete competing against prominent Division I competition, the transition from passer to receiver was not an easy one, but through hard work he made the move successful. John Robinson, the current Southern Cal head coach and former head coach of the L.A. Rams, has called Hervey the fastest player he's seen on a football field, including ex-Ram and Olympic 400 relay gold medalist Ron Brown.

A right knee sprain in the season opener of his senior year kept Hervey out of action for four games, but upon his return he proved extremely dangerous. He started the final five games, putting together back-to-back five catch games along the way. At Washington State he hauled in five passes for 70 yards, and the next week against Arizona, he posted a career-high with 120 yards on five catches, including a 32-yard touchdown. In USC's Cotton Bowl win over Texas Tech, Hervey recorded three receptions for 99 yards.

In the spring, Hervey earned All-America honors in three events at the NCAA Track and Field Championships. Individually, he was fifth in the 200 meters with a 20.53 clocking (a 20.40 at the Pac-10 championships, where he finished third, was a season best). Hervey also ran the second leg on both the 4x100 and 4x400 meter squads that finished fourth and fifth respectively. Hervey was the most versatile runner on a Trojan team that finished fourth at the NCAA meet.

Hervey transferred to Southern Cal in the fall of 1993 after two years at Pasadena City College, where he was a standout quarterback. In his first year at wide receiver for the Trojans, he saw action in 11 of 13 games, starting three of the first six games. In his fourth game at USC, Hervey had a 19-yard touchdown catch among his three receptions in a 34-3 win over Washington State. Two weeks later at Oregon, Hervey caught a career-high five balls for 70 yards, including a 44-yard touchdown in the Trojans win. In that game he suffered a sprained left ankle and missed the next two contests. He closed out the sea-


son with back-to-back three catch games in wins over Stanford and Washington. In the Stanford game, Hervey also threw a 15-yard touchdown pass to quarterback Rob Johnson. Following spring football, Hervey joined the Trojan track team and qualified for the finals in the 200 meters at the Pac-10 Championships. He also ran on USC's relay teams, including the Pac-10 runner-up 4x100 squad.

As a quarterback at PCC, Hervey earned Cal-Hi Sports Junior College All-State and All-Mission Conference honors in 1992 when he averaged 171 yards of total offense, passing for 919 yards and three touchdowns on 78-of-143 passes and running for 791 yards and eight touchdowns on 169 carries. He was a three-time Mission Conference Player of the Week and MVP of the Rose City Classic Bowl as he passed for one touchdown and ran for another in a 28-27 win over College of the Desert. As a freshman, he rushed for 137 yards on 26 carries and completed 12-of-28 passes for 116 yards and one touchdown. In track, he was second in the 1992 California state community college 200 meters in 20.99 and 400 meters in 46.41, and he followed that with bests of 20.65 in the 200 and 46.02 in the 400 as a sophomore, earning South Coast Conference Track Male Athlete of the Year honors by winning both events at the conference championships.

Hervey was born in Houston, TX, and later starred at Compton, Calif., High School, where he played quarterback and wide receiver. A member of the All-Moore League team in football following his senior year, Hervey also ran a leg on the school's California state champion 400-meter relay squad. Hervey was a history major at USC.

HERVEY'S SOUTHERN CAL TOTALS

Year	Receiving					SINGLE-GAME BESTS	
	No.	Yds.	Avg.	Long	TD	Receptions — 5 three times, last vs. Arizona, 11/12/94	Receiving Yards — 120 vs. Arizona, 11/12/94
1993	21	204	9.7	44t	2	Long Reception — 44 twice, at Oregon, 10/9/93 (TD); and at Washington State, 11/5/94	
1994	19	263	13.8	44	1		
Totals	40	467	11.7	44t	3		



Dana Howard

Linebacker

6'0" ★ 238 ★ 2/25/72

Arizona State

D-5B for '95



Although he wasn't selected by the Cowboys until the fifth round, Dana Howard comes to Dallas as perhaps the most decorated and honored collegiate linebacker ever to join the Dallas organization. The winner of the 1994 Butkus Award, which annually recognizes the nation's top linebacker, Howard is a two-time All-America, as selected by the Associated Press. He was named All-Big Ten four times in his career, including first team honors in each of his last three seasons. In addition, Howard led his team in tackles for four straight seasons, and he is the all-time leading tackler in Illinois history with 536 stops. His compact size was probably the determining factor in keeping Howard on the draft board until the fifth round, but his competitiveness and intensity should give him a solid shot to help the Cowboys depth at linebacker and on special teams.

As a senior in 1994, he recorded career-high figures for tackles (141), fumble recoveries (four), interceptions (two) and tackles for losses (nine stops totaling 30 yards). He also had three sacks and two forced fumbles in leading the Illini to a 6-5 regular season mark and a win over East Carolina in the Liberty Bowl. He hit the 18 tackle total twice during the year in games against Purdue and Michigan.

As a junior first-team All America selection in 1993, Howard was the team's leading tackler with 123 total stops. He collected a career-high four passes defended as the Illini

registered a 5-6 record, marking the only season that Illinois failed to appear in a bowl game during Howard's playing career. He had a season-high 17 tackle performance in a 23-20 win over Minnesota.

Howard was a first-team all conference selection as a sophomore in 1992 after leading the team in tackles with 138. He also caused a career-high four fumbles during a season in which Illinois posted a 6-4-1 regular season record before falling to Hawaii in the Hall of Fame Bowl. His top outing of the year came in a 22-22 tie against Michigan where Howard recorded 18 stops. He also had 17 tackles in an 18-16 victory over Ohio State.

As a redshirt freshman in 1991, he enjoyed one of the most spectacular rookie campaigns in college football history. A first-team Freshman All America selection, Howard earned second-team All Big Ten Conference honors after leading his team in tackles with 134 stops. He registered a career-high 24 tackles in a win over Ohio State, and his 20 solos vs. the Buckeyes set a new school record. Later that season, he added 23 tackles in a loss to Michigan. Howard also had his career-best total of sacks with four in 1991.

Howard was a *Parade* All-America football player at East St. Louis High School in Illinois, leading his team to the 6A state title as a senior. He played both linebacker and tight end in football and threw the shot put 60' as a member of the track team. A speech and communications major at Illinois, Howard was born on Feb. 25, 1972 in East St. Louis.

HOWARD'S ILLINOIS TOTALS

Year	Tackles		Tot.	Sacks	Tk/ Loss	QB Press.	Passes Def.	For. Fum.
	Solo	Asst.						
1991.....	94	40	134	4	8-(28)	3	1	0
1992.....	77	61	138	2	7-(27)	3	1	4
1993.....	62	61	123	0	5-(14)	4	1	2
1994.....	77	64	141	3	9-(30)	2	4	2
Totals.....	310	226	536	9	29-(97)	12	7	8

Pass Interceptions

Year	No.	Yds.	Avg.	Long	TD
1991.....	1	3	3.0	3	0
1993.....	1	3	3.0	3	0
1994.....	2	63	31.5	61	0
Totals.....	4	69	17.3	61	0



Oscar Sturgis

Defensive End
6'5" ★ 280 ★ 1/12/71
North Carolina
D-7 for '95



With the free agency departure of defensive end Jim Jeffcoat, the Dallas Cowboys were looking to add depth to the defensive line of the NFL's top ranked defense. In trying to find somebody that can provide upfield pressure and cause havoc to an opponents passing game, the Cowboys discovered Oscar Sturgis of North Carolina.

Sturgis, who moved from tight end to the defensive side of the ball his junior year, is a quick, aggressive pass rusher who knows how to use his size and leaping ability to bat down passes at the line of scrimmage. In his final two seasons, he was credited with 18 quarterback pressures while batting down ten passes, nine during his senior year. His nine deflected passes were more than any of the three defensive teammates taken ahead of him in the draft (Jimmy Hitchcock, 6; Eddie Mason, 8; Mike Morton, 0).

As a starting defensive end his senior year, Sturgis finished third among defensive linemen with 39 tackles, including nine tackles for 32 yards in losses and two sacks. He

was also credited with 14 quarterback pressures, three fumble recoveries, nine deflected passes and one interception, which he returned for a touchdown. He opened the season against TCU with what UNC Head Coach Mack Brown called one of the best defensive performances he has ever seen. Sturgis had two tackles for losses, a sack, four quarterback pressures and two batted balls in the 27-17 victory over the Horned Frogs. In a 49-0 trouncing of Tulane, Sturgis accounted for three tackles, two for losses, three passes broken up, a fumble recovery and a 10-yard interception return for a touchdown. For his effort against the Green Wave, Sturgis earned ACC Defensive Lineman of the Week honors. Against Clemson, Sturgis set a career high with 11 tackles (7 solo), including two stops behind the line of scrimmage and a quarterback pressure. Following the season, he was invited to play in the Senior Bowl and the East-West Shrine Game.

After making the switch to the defensive side of the ball during spring workouts before his junior year, Sturgis recorded 33 tackles, four stops for ten yards in losses, four quarterback pressures and caused and recovered a fumble. He posted a season high six tackles, including one for a loss, in a 44-3 victory over Ohio. Against UTEP, Sturgis made three tackles, batted down a pass and caused an interception with a quarterback pressure. After teammate Sean Crocker intercepted a Wake Forest pass and fumbled the return, Sturgis picked up the loose ball and ran it in for a three-yard score, his first career touchdown. He tied his season-high with six tackles in a 24-0 shutout of Clemson while adding a stop for a two-yard loss and a deflected pass.

Sturgis played in every game as a reserve tight end and on special teams as a sophomore in 1992. His only reception of the year was for 14 yards against Clemson. He also recovered a fumble in a 35-17 victory over Wake Forest. He missed the first three games of his freshman season (1991) with a knee infection before returning to see action in the remaining nine games, participating in 94 plays throughout the season.

The 236th selection overall, Sturgis is the fifth North Carolina player ever drafted by Dallas. However, Ron Burton, a rookie free-agent linebacker and special teams player in 1987, is the only UNC alum to have played for the Cowboys. Sturgis is one of five Tar Heels drafted in the 1995 NFL Draft, and is joined in the Cowboys camp by fellow Tar Heel Curtis Johnson, a free agent running back.

Before entering North Carolina, Sturgis attended Fork Union Military Academy in 1990. As a senior at Richmond County, N.C., High School, Sturgis was a Super Prep All-America selection and an Associated Press and *Greensboro News & Record* all-state selection as a tight end. He led his team to a pair of state titles in 1988 and 1989, accumulating a perfect 30-0 record over those two years. As a senior, he caught 32 passes for 776 yards and eleven touchdowns, while contributing 32 receptions for 673 yards and six touchdowns as a junior.

STURGIS' NORTH CAROLINA TOTALS										
Year	Solo	Tackles		Tot.	Sacks	QB Press.	Tkl/Loss	Passes Def.	For. Fum.	
		Ast.	---							
1993	10	23	---	33	0	4	4(-10)	1	1	
1994	27	12	---	39	2	14	9(-32)	9	0	
Totals	37	35	---	72	2	18	13(-42)	10	1	

Year	Pass Interceptions				Opponents' Fumbles Recovered					
	No.	Yds.	Avg.	Long	TD	No.	Yds.	Avg.	Long	TD
1994	1	10	10.0	10	0	1	3	3.0	3	0
1993	3	0	0.0	0	0	3	0	0.0	0	0
Totals	4	3	0.8	3	0	4	3	0.8	3	0

Rookie Free Agents

Rod Alexander, a 6-0, 195-pound receiver from Northern Arizona, earned All-Big Sky honors, as well as Div. 1-AA All-America honorable mention honors after making 63 receptions for 1,028 yards (16.3 avg.) and six touchdowns as a senior. As a junior, he caught 48 passes for 871 yards (18.1) and scored seven times while starting 11 games. In 11 starts as a sophomore, Alexander tallied 426 yards on 31 receptions, and he caught 24 passes for 354 yards (14.8) with one touchdown in nine games as a freshman.

During his career at NAU, he returned 38 punts for 382 yards, a 10.1 yard-per-return average, and one touchdown. At Serra High School in San Diego, CA, Alexander, born Oct. 30, 1971, was the MVP for the football team and all-conference MVP for the basketball team while also running track.

John Anderson, a 5-10, 186-pound safety from Oklahoma, started the first three games of his senior year before suffering torn ligaments in his knee, forcing him to miss the final eight games after undergoing reconstructive surgery. Prior to the injury, Anderson accounted for 26 tackles. As a junior, the All-Big Eight honorable mention started 10 games and the John Hancock Bowl. He contributed 89 tackles, four tackles for losses, three passes defended and two interceptions, adding another pick in the Hancock Bowl. He had a career-high 21 tackles in a win over Missouri, one shy of the school record of 22. As a sophomore, Anderson made 71 stops, two for losses, and broke up two passes. At Kempner High School in Sugarland, TX, Anderson was two-time all-district and defensive MVP during his two year career. He also lettered in baseball and track at Kempner. Born on Nov. 30, 1971, Anderson played his freshman and sophomore years at Clements High School.

Jon Baker, a 6-1, 170-pound kicker from Arizona State, led the team in scoring both seasons of the Sun Devils. He scored 74 points as a senior, making 17-of-24 field goals and 23-of-24 extra point attempts. He was named PAC 10 Special Teams Player of the Week twice and made three field goals in a game three times. As a junior, Baker led the team with 80 points, making 18-of-26 field goals and 26-of-26 point after attempts. Only Luis Zendejas had more field goals in a season (24 in 1982 and 28 in 1983) in Sun Devil annals. He also made two field goals from longer than 50 yards. Baker started his collegiate career at Bakersfield (CA.) Community College, where he kicked a game winning field goal with 0:01 left as a freshman. He was a standout kicker at Foothill High School in Bakersfield, CA, where he was a two-time All-South Yosemite League selection. Baker, born Aug. 13, 1972, lettered twice in football, three times in track and soccer and once in basketball.

Freddie Coger, a 6-2, 248-pound linebacker from Georgia Tech, became a starter prior to his senior season and contributed 37 tackles, three tackles for losses, three sacks and a fumble caused from the strongside linebacker position. As a junior, Coger recorded seven sacks, five in the final three games, to go along with 37 tackles, one tackle for a loss, forced a fumble and recovered another. Coger played his first year of college football at Potomac State College in Keyser, WV, where he was a first team NJCAA All-America and All-Region XX after recording 144 tackles (87 solo) and 24.5 sacks. Born Feb. 9, 1970, Coger lettered three times in football and twice in track at Northgate High School in Pittsburgh, PA.

Billy Davis, a 6-1, 199-pound wide receiver from Pittsburgh, finished his career at Pitt in third place on the Panthers' all-time receptions list with 120 and in fifth place on Pitt's all-time receiving yardage chart with 1,680. Davis started 10 of the 11 games he played in as a senior and recorded 51 receptions for 731 yards (14.3 avg.) and nine touchdowns. As a junior, he started nine of 11 games and made 24 receptions for 346 yards (14.4) with one touchdown. After making 11 catches for 100 yards as a freshman, Davis tallied 34 catches for 503 yards (14.8) and three touchdowns in twelve games as a sophomore. As quarterback for Irvin High School in El Paso, TX, he earned all-district, all-city and all-region honors in football and all-district and all-city honors in track as a senior. Davis, born July 6, 1972, also punted and played defensive back for Irvin High.

Demetrius Edwards, a 6-3, 287-pound defensive tackle from Fresno State, started 12 games at nose guard as a senior. He finished with 68 tackles, two sacks, three stops for 6-yards in losses, four quarterback pressures, a deflected pass and a fumble recovery. As a junior, the All-WAC honorable mention started 10 games at nose guard, recording 86 tackles, one tackle for a loss, a sack, three QB pressures, two deflected passes and caused and recovered a fumble. Edwards added six stops, a tackle for a loss and a sack in his Aloha Bowl start against Colorado. He played in 11 games as a reserve nose guard his sophomore season, contributing 13 tackles, three stops for

ROOKIE FREE AGENTS

21 yards in losses, a sack and two QB pressures. Born March 25, 1972, Edwards was an all-league honorable mention in football and basketball at Menlo-Atherton, CA, High School, where he caught 50 passes for 600 yards in two years as a tight end while also performing at defensive end.

Josh Evans, a 6-2, 283-pound defensive tackle from Alabama-Birmingham, recorded 72 tackles, five sacks, 13 tackles for losses, caused three fumbles and recovered another while playing in 11 games, starting 10, as a senior. As a junior, the All-America honorable mention was named *Football Gazette* national Defensive Player of the Week for a 16 tackle, four sack performance against Butler. For the year, Evans, tallied 79 stops, 16 tackles for losses, nine sacks, a deflected pass and a fumble caused and recovered. As a sophomore, he established an Alabama-Birmingham record with 21 tackles against Tennessee Wesleyan. Evans contributed 72 tackles, six stops for losses, two sacks, two fumbles recovered and three fumbles caused. As a true freshman, he started all nine games, accounting for 51 tackles, 10 tackles for losses and four sacks. Mijoski Evans, born Sept. 6, 1972, was an all-area selection at Lanett High School in West Shawmut, AL. He lettered four times in football and once in track, winning the state title in the discus.

Oronde Gadsden, a 6-3, 218-pound wide receiver from Winston-Salem State, was the Rams "go to" guy. As a senior, Gadsden tallied 1,111 yards on 56 catches with 16 touchdowns. He led the Central Intercollegiate Athletic Association with a 19.8 yards-per-catch average and finished second in receiving yards, touchdowns and yards-per-game (101.0). He caught 31 passes for 836 yards (27.0 avg.) and 14 touchdowns as a junior after recording 31 catches for 810 yards (26.1) and 13 touchdowns as a sophomore. Born Aug. 20, 1971, Gadsden played football at Burke High School in Charleston, SC.

Michael Goosby, a 6-3, 207-pound wide receiver from the University of North Texas, spent the last two years playing semi-professional football in Arlington, TX. He did not receive much playing time during his only year at North Texas in 1992, and he was invited to tryout with the Cowboys after spending the spring of 1995 working out with Dallas wide receiver Michael Irvin. Goosby, born Oct. 15, 1970, spent his high school career at Sam Houston High School in Arlington, TX lettering in basketball.

Roger Graham, a 5-10, 212-pound running back from the University of New Haven, won the 1993 Harlon Hill Trophy, given annually to Division II's best player. He finished his career with 5,953 rushing yards and 7,216 all-purpose yards to rank in the top five of players from all divisions. As a senior, Graham was named co-Player of the Year after gaining 1,607 yards on 278 carries (5.8 avg.) and returning 15 kickoffs for 333 yards (22.2). He gained 317 rushing yards on 32 carries (9.9) against American International. He carried the ball 182 times for 1,687 yards (9.3) and returned 17 kickoffs for 516 yards (30.4) as a junior. During his sophomore season, Graham tallied 1,717 yards on 200 carries (8.6) to lead Division II with a 171.7 yards-per-game average, including a 302 yard performance against Buffalo - averaging 16.8 yards on 18 carries. His freshman year, he tallied 942 yards on 161 carries (5.9) and became the first New Haven player to surpass 200 yards rushing in a game when he rushed for 251 yards on 29 carries (8.7) in a 64-60 loss to Southern Connecticut. Born Nov. 8, 1972, Graham played both sides of the ball at Spring Valley, NY, High School, gaining 389 yards on 63 carries.

Mike Gruttadauria, a 6-3, 273-pound center from Central Florida, led CFU to 444.5 yards-per-game, 176.5 of which came on the ground, as a senior. In the process, Marquette Smith averaged 5.8 yard-per-carry while rushing for 1,120 yards. As a junior, he helped the Golden Knights' offense accumulate 424.3 yards-per-game, including 162.7 yards on the ground. After earning UCF's Offensive Rookie of the Year award and sharing Offensive Lineman of the Year honors as a freshman, he led the Knights to 478.8 yards-per-game, 297.3 through the air. Gruttadauria, born Dec. 6, 1972, lettered in football and wrestling at Tarpon Spring, FL, High School.

Rodney Harris, a 6-5, 207-pound wide receiver from Kansas, saw action in eight games, starting four, as a senior and hauled in nine catches for 113 yards. As a junior, Harris

contributed ten catches for 175 yards (17.5 avg.) playing in a reserve role. Harris, after being a reserve tight end during the season, was moved to receiver for the Aloha Bowl and set a Kansas school record as a sophomore with 142 yards on four catches. He finished the regular season with 137 yards on 10 receptions. He was moved from receiver to tight end midway through his redshirt freshman season and made one catch for 22 yards. Playing at Washington High School in Kansas City, KS, Harris was an all-state selection and a *USA Today* honorable mention All-America as a senior. The two-time all-metro and all-league selection was born Dec. 1, 1971.

Jim Hmielewski, a 6-5, 314-pound offensive tackle from Kansas State, manned the right tackle spot for an offense that averaged 248.2 passing yards per game during his senior season, helping quarterback Chad May garner national recognition. Hmielewski started every game at right tackle and helped the Wildcats' offense average 352.7 yards per game, 108.7 yards better than the previous year. He started four games at right tackle and one at left guard, and he helped lead the Kansas State rushing game to 165 yards against New Mexico State. After not playing in his first collegiate season, Hmielewski retained eligibility and sat out most of his redshirt freshman year with a leg injury, returning to practice for the final three weeks. Hmielewski, an all-state and all-area selection, was voted the Most Outstanding Lineman in the West Suburban Conference as a senior at East Leyden High in Franklin Park, IL. He was born Feb. 13, 1972.

Artis Houston, a 5-7, 179-pound cornerback from California, emerged as one of the top cornerbacks in the Pac-10 after a junior season where he recorded 34 tackles, one tackle for a loss, two interceptions and ten passes broken up. He added to those totals with 31 tackles, three tackles for losses, one interception and seven passes defended as a senior. Playing sparingly during his first two seasons with Cal, Houston accumulated 15 tackles, half a tackle for a loss, an interception and two passes defended as a freshman and sophomore, after making the transition from running back while being redshirted in 1990. At Verbum Del High School in Los Angeles, he rushed for 1,700 yards and 18 touchdowns as a senior, earning first-team Camino Real League honors. Houston, born Nov. 29, 1972, also lettered in track.

Curtis Johnson, a 5-9, 204-pound running back from North Carolina, made the jump to the NFL following his junior year. He shared tailback duties as a junior, amassing 721 yards and seven touchdowns on 146 carries (4.9 avg.). An All-ACC first team pick as a sophomore, Johnson gained 1,034 yards and eleven touchdowns on 173 carries (6.0 avg.), joining Leon Johnson (1,012 yards) to become the first pair of UNC backs to each gain over 1,000 yards in the same season. Playing as a reserve tailback, C. Johnson gained 244 yards on 34 carries (7.2 avg.) and scored two touchdowns as a redshirt freshman. An All-America selection by *Super Prep* magazine, Johnson was named conference Player of the Year as a senior at Smith High School in Greensboro, NC. In three years at Smith, he gained over 3,800 yards and scored 40 touchdowns. Johnson, born Nov. 11, 1971, set the state record in the 100 meters (10.53) as a sophomore and finished second in the state as a senior.

John Jones, a 6-1, 309-pound guard from Kansas, led the way as a senior when the Kansas running game averaged 247.1 yards per game. He helped the Jayhawks amass 418 rushing yards against Alabama-Birmingham. A first team All-Big Eight Conference choice and team co-captain as a junior, he started all year at right guard, paving the way for a running game that averaged 231.9 yards per game. Starting all season at left guard, Jones earned first team All-Big Eight honors while leading Kansas to a 232.1 rushing yards per game average as a sophomore. As a redshirt freshman, he worked his way into the starting lineup for the final two games of the year. Kansas rolled up 648 yards of offense, 396 yards rushing, in the season finale against Missouri. He was selected All-North Valley Conference, all-city and all-area as a senior at Kennedy High School in Los Angeles. Jones, a team captain, was selected the school's Most Inspirational Player, Most Valuable Offensive Lineman and Scholar-Athlete. Born Dec. 8, 1972, Jones is married and has a son, John.

Michael McClenton, a 5-11, 252-pound fullback from North Alabama, played linebacker

ROOKIE FREE AGENTS

for the Lions, finishing third on the team in 1991 with 92 tackles, one tackle for a loss, one fumble caused, two interceptions and two passes broken up. He transferred to North Alabama from Northwest Mississippi Community College, where he was an All-America linebacker as a sophomore, totaling 192 tackles and 12 sacks. McClenton's #41 jersey was retired by NMCC in the spring of 1990. As a freshman, he tallied 165 tackles and eight sacks from his linebacker spot, earning All-America honors. Born Dec. 9, 1969, McClenton played fullback and linebacker at Leon High School in Tallahassee, FL.

Paul McCord, a 6-6, 229-pound punter from Western Maryland, was an All-Centennial Conference first-team selection as a senior when he averaged 38.2 yards-per-punt on 56 punts, placing 13 inside the 20 yard line. As a junior, he punted 44 times, averaging 32.6 yards and backing the opponents inside their own 20 yard line 17 times. After transferring from the University of Delaware, McCord averaged 38.3 yards on 45 punts with 10 downed inside the 20, earning All-Centennial Conference first-team honors. Born Sept. 23, 1971, McCord played quarterback and punted for Brandywine High School in Wilmington, DE.

Ryan McGrath, a 6-5, 255-pound tight end from Southwestern Louisiana, finished third on the Cajuns' receiving chart with 17 catches for 218 yards (12.8 avg.) and a touchdown in 11 games as a senior. In his first year with USL, McGrath played in ten games, catching 22 passes for 207 yards (9.4) as a junior. He played two years at Pasadena Community College, earning All-Mission North Conference honors, before transferring to Southwestern Louisiana. McGrath, born Aug. 23, 1972, played on both sides of the ball at Kennedy High School in Pasadena, CA, making 25 receptions and collecting 65 tackles and five interceptions as a senior.

Dominique Ross, a 6-0, 203-pound fullback from Valdosta State, became the first player in Blazers' history to rush for over 1,000 yards when he tallied 1,030 yards on 167 carries (6.2 avg.) and scored 13 touchdowns his sophomore year. He topped that mark as a junior, when he carried the ball 256 times for 1,473 yards (5.8) and 13 touchdowns. He also recorded 64 receptions for 492 yards and three touchdowns his junior season. He averaged 4.8 yards-per-carry his freshman year with 734 yards on 153 attempts with 10 touchdowns. Ross, born Jan. 12, 1972, completed his course work and graduated with a year of eligibility remaining. He was a football letterman at Raines High School in Jacksonville, FL.

Scott Semptimphelter, a 6-2, 199-pound quarterback from Lehigh, started 11 games as a senior in 1993 and completed 249-of-414 passes for 3,449 yards, 30 touchdowns and 13 interceptions. He became the third player in Lehigh history to pass for over 3,000 yards when he threw for 3,190 yards on 241-of-400 passing with 20 touchdowns and 13 interceptions as a junior. He also ranked fourth nationally in total offense in 1992 with 3,174 yards. In a backup position his freshman and sophomore years, he played in a combined four games, completing three-of-five passes for 29 yards, one touchdown and an interception. Semptimphelter, born May 15, 1972, played for former Philadelphia Phillies star Greg Luzinski at Holy Cross High School in Florence, NJ.

Mu Tagoai, a 6-3, 305-pound guard from Arizona, started three games at left tackle and four games at right tackle as a senior, helping the Wildcats average 201 passing yards per game. He started one game at right tackle and nine of the final 10 games at left tackle, leading the Arizona rushing attack to 207 yards per game as a junior. Tagoai started five games and the John Hancock Bowl at center, and he helped Wildcat runners amass 356 yards in a win over Stanford his sophomore season. As a redshirt freshman, he started eight games at left guard, right tackle and tight end. He lettered three times in football as a defensive tackle, offensive guard and tight end at Punahou High in Honolulu, HI. Tagoai, born April 10, 1972, was the 1990 Gatorade Circle of Champions Hawaii Track Athlete of the Year. He lettered three times in track and twice in basketball.

Jeff Thomas, a 6-0, 192-pound receiver from Georgia, made 33 receptions for 457 yards (13.8 avg.) for the Bulldogs as a senior. As a senior, Thomas started seven of 11 games and was the team's third leading receiver with 39 receptions for 469 yards

ROOKIE FREE AGENTS

(12.0) and a touchdown. As a sophomore, he caught five balls for 53 yards in a reserve capacity. One of only three true freshmen to see action for the 'Dogs', he played in seven games and made two catches for 45 yards. He played his first two years at Lowndes County High School in Valdosta, GA as a wide receiver and his final two seasons as quarterback. Thomas, born Jan. 13, 1972, also lettered three times in basketball and track, and he was named the track team's MVP his junior year.

DeMario Vaughn, a 6-5, 283-pound tackle from Arizona State, started the first two games his senior year before serving the remainder of the season as a reserve. He started 10 games at right tackle as a junior, helping the ASU passing game emerge with a 219.1 passing yards per game average. He helped the Sun Devil offense amass 574 yards, 309 rushing, against California. Vaughn started three games at right tackle and two at left tackle while missing six games due to chest tightness as a sophomore. As a red-shirt freshman, he saw limited action at left tackle. Vaughn, born March 21, 1972, was selected All-South Coast, all-city, all-CIF, all-league and Most Valuable Offensive Lineman at Woodrow Wilson High in Long Beach, CA.

1995 Rookie and First-Year Roster

NO	NAME	POS	HGT	WGT	BIRTH-DATE	NFL EXP	COLLEGE	HOW ACQ.
7	Alexander, Rod	WR	6-0	195	10/30/71	R	Northern Arizona	FA-'95
39	Anderson, John	S	5-10	186	11/30/71	R	Oklahoma	FA-'95
10	Baker, Jon	K	6-1	170	8/13/72	R	Arizona State	FA-'95
97	Batiste, Michael	DT	6-3	295	12/24/70	1	Tulane	FA-'95
86	Bjornson, Eric	TE	6-4	215	12/15/71	R	Washington	D4a-'95
21	Brice, Alundis	CB	5-10	178	5/1/70	R	Mississippi	D4b-'95
54	Coger, Freddie	LB	6-2	248	2/9/70	R	Georgia Tech	FA-'95
4	Davis, Billy	WR	6-1	199	7/6/72	R	Pittsburgh	FA-'95
87	Davis, John	TE	6-4	257	5/14/73	1	Emporia State	S5-'94
74	Dickson, Wayne	DE	6-3	265	11/27/67	1	Oklahoma	FA-'95
93	Edwards, Demetrius	DT	6-3	287	3/25/72	R	Fresno State	FA-'95
91	Evans, Josh	DT	6-2	283	9/6/72	R	Ala.-Birmingham	FA-'95
1	Gadsden, Oronde	WR	6-3	218	8/20/71	R	Winston-Salem	FA-'95
2	Goosby, Michael	WR	6-3	207	10/15/70	R	North Texas	FA-'95
35	Graham, Roger	RB	5-10	212	11/8/72	R	New Haven	FA-'95
60	Gruddaauria, Mike	C	6-3	273	12/6/72	R	Central Florida	FA-'95
63	Hannah, Shane	G	6-5	345	10/21/71	R	Michigan State	D2c-'95
57	Harden, Linc	LB	6-3	238	4/9/72	R	Oklahoma State	D4c-'95
3	Harris, Rodney	WR	6-5	207	12/1/71	R	Kansas	FA-'95
81	Hervey, Edward	WR	6-3	179	5/4/73	R	Southern Cal	D5a-'95
75	Hmielewski, Jim	T	6-5	314	2/13/72	R	Kansas State	FA-'95
27	Houston, Artis	CB	5-7	179	11/29/72	R	California	FA-'95
50	Howard, Dana	LB	6-0	238	2/25/72	R	Illinois	D5b-'95
33	Johnson, Curtis	RB	5-9	204	11/11/71	R	North Carolina	FA-'95
62	Jones, John	G	6-1	309	12/8/72	R	Kansas	FA-'95
41	McClenton, Michael	FB	5-11	252	12/9/69	R	North Alabama	FA-'95
13	McCord, Paul	P	6-6	229	9/23/71	R	Western Maryland	FA-'95
49	McGrath, Ryan	TE	6-5	255	8/23/72	R	S.W. Louisiana	FA-'95
45	McGuire, Stephen	RB	5-11	215	11/20/69	1	Miami, Fla.	FA-'95
36	Ross, Dominique	RB	6-0	203	1/12/72	R	Valdosta State	FA-'95
9	Semptimphelther, Scott	QB	6-2	199	5/15/72	R	Lehigh	FA-'95
30	Studstill, Darren	S	6-1	186	8/9/70	1	West Virginia	D6-'94
90	Sturgis, Oscar	DE	6-5	280	1/12/71	R	North Carolina	D7-'95
72	Tagoai, Mu	G	6-3	305	4/10/72	R	Arizona	FA-'95
6	Thomas, Jeff	WR	6-0	192	1/13/72	R	Georgia	FA-'95
25	Tremble, Greg	S	5-11	188	4/16/72	1	Georgia	FA-'95
66	Vaughn, DeMario	T	6-5	283	3/21/72	R	Arizona State	FA-'95
83	Watkins, Kendall	TE	6-1	305	3/8/73	R	Mississippi State	D2b-'95
42	Williams, Charlie	S	6-0	190	2/2/72	R	Bowling Green	D3-'95
29	Williams, Germaine	FB	5-10	228	2/4/71	1	Louisiana State	FA-'95
20	Williams, Sherman	RB	5-8	190	8/13/73	R	Alabama	D2a-'95

VETERANS ROSTER

Dallas Cowboys 1995 Veterans Roster

NO	NAME	POS	HGT	WGT	BIRTH-DATE	NFL EXP	COLLEGE	HOW ACQ.
8	Aikman, Troy	QB	6-4	228	11/21/66	7	UCLA	D1-'89
73	Allen, Larry	T	6-3	325	11/27/71	2	Sonoma State	D2-'94
56	Barnes, Reggie	LB	6-1	240	10/23/69	2	Oklahoma	FA-'95
40	Bates, Bill	S	6-1	210	6/6/61	13	Tennessee	FA-'83
18	Boniol, Chris	K	5-11	159	12/9/71	2	Louisiana Tech	FA-'94
24	Brown, Larry	CB	5-11	186	11/30/69	5	Texas Christian	D12-'91
96	Carver, Shante	DE	6-5	242	2/12/71	2	Arizona State	D1-'94
44	Coleman, Lincoln	RB	6-1	239	8/12/69	3	Baylor	FA-'93
53	Donaldson, Ray	C	6-3	300	5/18/58	16	Georgia	UFA(Sea)-'95
58	Edwards, Dixon	LB	6-1	225	3/25/68	5	Michigan State	D2-'91
23	Fields, Floyd	S	6-1	200	1/7/69	4	Arizona State	FA-'95
82	Fleming, Cory	WR	6-1	216	3/19/71	2	Tennessee	FA-'94
17	Garrett, Jason	QB	6-2	195	3/28/66	3	Princeton	FA-'93
94	Haley, Charles	DE	6-5	255	1/6/64	10	James Madison	T(SF)-'92
69	Hegamin, George	T	6-7	338	2/14/73	2	NC State	D3-'94
70	Hellestrae, Dale	G/C	6-5	286	7/11/62	11	SMU	T(Raid)-'90
95	Hennings, Chad	DT	6-6	288	10/20/65	4	Air Force	D11-'88
47	Holmes, Clayton	CB	5-10	181	8/23/69	4	Carson-Newman	D3a-'92
88	Irvin, Michael	WR	6-2	205	3/5/66	8	Miami, Fla.	D1-'88
19	Jett, John	P	6-0	194	11/11/68	3	East Carolina	FA-'93
48	Johnston, Daryl	FB	6-2	242	2/10/66	7	Syracuse	D2-'89
55	Jones, Robert	LB	6-2	237	9/27/69	4	East Carolina	D1b-'92
38	Lang, David	RB	5-11	210	3/28/68	5	Northern Arizona	UFA(Rams)-'95
78	Lett, Leon	DL	6-6	288	10/12/68	5	Emporia State	D7-'91
31	Marion, Brock	S	5-11	189	6/11/70	3	Nevada-Reno	D7-'93
67	Maryland, Russell	DT	6-1	279	3/22/69	5	Miami, Fla.	D1a-'91
99	McCormack, Hurvin	DT	6-5	274	4/6/72	2	Indiana	FA-'94
98	Myles, Godfrey	LB	6-1	242	9/22/68	5	Florida	D3a-'91
61	Newton, Nate	G	6-3	320	12/20/61	10	Florida A&M	FA-'86
84	Novacek, Jay	TE	6-4	234	10/24/62	11	Wyoming	PB(AZ)-'90
76	Reynolds, Jerry	T	6-6	315	4/2/70	2	UNLV	FA-'94
52	Schwartz, Jim	LB	6-2	232	1/23/70	2	Purdue	T(Chi)-'94
59	Smith, Darrin	LB	6-1	230	4/15/70	3	Miami, Fla.	D2b-'93
22	Smith, Emmitt	RB	5-9	209	5/15/69	6	Florida	D1-'90
26	Smith, Kevin	CB	5-11	184	4/7/70	4	Texas A&M	D1a-'92
65	Stone, Ron	G/T	6-5	309	7/20/71	3	Boston College	D4b-'93
92	Tolbert, Tony	DE	6-6	263	12/29/67	7	Texas-El Paso	D4-'89
71	Tuinei, Mark	T	6-5	305	3/31/60	13	Hawaii	FA-'83
79	Williams, Erik	T	6-6	322	9/7/68	5	Central State, OH	D3c-'91
85	Williams, Kevin	WR	5-9	195	1/25/71	3	Miami, Fla.	D2a-'93
11	Wilson, Wade	QB	6-3	206	2/1/59	15	East Texas State	UFA(NO)-'95
28	Woodson, Darren	S	6-1	215	4/25/69	4	Arizona State	D2b-'92

Cowboys All-Time Roster

ASSISTANT COACHES

Alexander, Hubbard, 1989-94
 Allen, Ermal, 1962-83
 Armstrong, Neill, 1982-89
 Avezzano, Joe, 1990-94
 Berry, Raymond, 1968
 Blake, John, 1993-94
 Brodsky, Joe, 1989-94
 Campo, Dave, 1989-94
 Dahms, Tom, 1960-62
 Davis, Butch, 1989-94
 Dimancheff, Babe, 1960-62
 Ditka, Mike, 1973-81
 Ecklund, Brad, 1960-63
 Eddy, Jim, 1993-94
 Erkenbeck, Jim, 1987-88
 Ford, Robert, 1991-94
 Franklin, Bobby, 1968-72
 Gillman, Sid, 1972
 Hackett, Paul, 1986-88
 Hickey, Red, 1964
 Hoffman, Steve, 1989-94
 Houck, Hudson, 1993-94
 Hughes, Ed, 1973-76
 Lavan, Al, 1980-88
 Lowry, Alan, 1982-90
 Mackovic, John, 1981-82
 Meeks, Ron, 1991
 Myers, Jim, 1962-86
 Nolan, Dick, 1962-67, 1982-90
 Reeves, Dan, 1970-80
 Renfro, Ray, 1968-72
 Rhome, Jerry, 1989
 Roy, Alvin, 1973-75
 Shofner, Jim, 1983-85
 Shula, Dave, 1989-90
 Slowik, Bob, 1992
 Solari, Mike, 1987-88
 Stallings, Gene, 1972-85
 Stautner, Ernie, 1966-88
 Tubbs, Jerry, 1966-88
 Turner, Norv, 1991-93
 Wannstedt, Dave, 1989-92
 Ward, Bob, 1976-89
 Wise, Tony, 1989-92
 Woicik, Mike, 1990-94
 Zampese, Ernie, 1994
 Zimmer, Mike, 1994

PLAYERS

A

50 Abrams, Bobby, LB, Michigan, 1992-93
 21 Adams, David, RB, Arizona, 1987
 26 Adderley, Herb, CB, Michigan State, 1970-72
 23 Adkins, Margene, WR, Henderson J.C., 1970-71
 34 Agee, Tommie, FB, Auburn, 1990-94
 8 Aikman, Troy, QB, UCLA, 1989-94
 36 Albritton, Vince, SLB, Washington, 1984-91
 87 Alexander, Ray, WR, Florida A&M, 1988-89

31 Allen, Gary, RB, Hawaii, 1983-84
 73 Allen, Larry, G/T, Sonoma State, 1994
 19 Alworth, Lance, WR, Arkansas, 1971-72
 66 Andrie, George, DE, Marquette, 1962-72
 81 Ankrom, Scott, WR, Texas Christian, 1999
 10/35 Armstrong, Jimmy, DB, Appalachian State, 1987
 64 Arneson, Jim, C/G, Arizona, 1973-74
 78 Asher, Bob, T, Vanderbilt, 1970
 76 Aughtman, Dowe, OL, Auburn, 1984
 89 Awalt, Rob, TE, San Diego St., 1990-91

B

33 Babb, Gene, LB/RB, Austin College, 1960-61
 53 Babinecz, John, LB, Villanova, 1972-73
 66 Baker, Jesse, DE, Jacksonville State, 1986
 38 Baker, Sam, P/K, Oregon State, 1962-63
 62 Baldinger, Brian, OL, Duke, 1982-84, 1986-87
 87 Banks, Gordon, WR, Stanford, 1985-87
 80 Barksdale, Rod, WR, Arizona, 1987
 31 Barnes, Benny, DB, Stanford, 1972-82
 80 Barnes, Gary, WR, Clemson, 1963
 56 Barnes, Rodrigo, LB, Rice, 1973-74
 81 Bateman, Marv, P, Utah, 1972-74
 40 Bates, Bill, S, Tennessee, 1983-94
 46 Baynham, Craig, RB, Georgia Tech, 1967-69
 11 Belden, Bob, QB, Notre Dame, 1969-70
 20 Bercich, Bob, S, Michigan State, 1960-61
 76 Bethea, Larry, DL, Michigan State, 1978-83
 7 Beuerlein, Steve, QB, Notre Dame, 1991-92
 36 Bielski, Dick, TE, Maryland, 1960-61
 44 Bishop, Don, CB, CCLA, 1960-65
 24 Blackwell, Alois, RB, Houston, 1978-79
 89 Blackwell, Kelly, TE, Texas Christian, 1993
 46 Blake, Ricky, RB, Alabama A&M, 1991
 28 Blount, Alvin, RB, Maryland, 1987
 68 Boeke, Jim, T, Heidelberg, 1964-67
 18 Boniol, Chris, K, Louisiana Tech, 1994
 87 Borden, Nate, DE, Indiana, 1960-61
 84 Borresen, Rich, TE, Northwestern, 1987
 51 Braatz, Tom, LB, Marquette, 1960
 77 Bradfute, Byron, T, Southern Mississippi, 1960-61
 1 Brady, Kerry, K, Hawaii, 1987
 53 Breunig, Bob, LB, Arizona State, 1975-84
 63 Brinkley, Lester, DL, Mississippi, 1990
 36 Brinson, Larry, RB, Florida, 1977-79
 77 Brock, Clyde, DT, Utah State, 1962-63
 99 Brooks, Kevin, DT, Michigan, 1985-88
 44 Brooks, Michael, S, No. Carolina St., 1990
 62 Brotzki, Bob, T, Syracuse, 1988
 79 Broughton, Willie, DT, Miami, Fla., 1989-90
 33 Brown, Eric, DB, Savannah State, 1989
 59 Brown, Guy, LB, Houston, 1977-82
 24 Brown, Larry, CB, Texas Christian, 1991-94
 31 Brown, Otto, DB, Prairie View, 1969
 59/50 Brownlow, Darrick, LB, Illinois, 1991, 1994
 22 Bullocks, Amos, RB, Southern Illinois, 1962-64
 15/89/82 Burbage, Cornell, WR, Kentucky, 1987-89
 60 Burkett, Jackie, LB, Auburn, 1968-69
 73 Burnette, Dave, T, Central Arkansas, 1987

ALL-TIME ROSTER

- 57 **Burton, Ron**, LB, North Carolina, 1987-89
 22 **Butler, Bill**, S, Tenn. Chattanooga, 1960

C

- 60 **Caffey, Lee Roy**, LB, Texas A&M, 1971
 52 **Cannon, Billy**, LB, Texas A&M, 1984
 59 **Capone, Warren**, LB, Louisiana State, 1975
 18 **Carano, Glenn**, QB, Nevada-Las Vegas, 1977-83
 17 **Carmichael, Harold**, WR, Southern, 1984
 10 **Carrell, Duane**, P, Florida State, 1974
 75 **Carter, Jon**, DT, Pittsburgh, 1989
 96 **Carver, Shante**, DE, Arizona State, 1994
 75 **Casillas, Tony**, DT, Oklahoma, 1991-93
 79 **Cesario, Sal**, G, Cal. Poly SLO, 1987
 85/89 **Chandler, Thornton**, TE, Alabama, 1986-89
 72 **Cheek, Louis**, OL, Texas A&M, 1990
 77 **Cisowski, Steve**, T, Santa Clara, 1987
 42 **Clack, Darryl**, RB, Arizona State, 1986-89
 83/17 **Clark, Mike**, K, Texas A&M, 1968-71, 1973
 73 **Clark, Monte**, T, Southern California, 1962
 37 **Clark, Phil**, DB, Northwestern, 1967-69
 82 **Clarke, Frank**, TE/WR, Colorado, 1960-67
 47 **Clinkscale, Dextor**, S, South Carolina State, 1980, 1982-85
 59 **Cobb, Garry**, LB, Southern California, 1988-89
 63 **Cole, Larry**, DL, Hawaii, 1968-80
 41 **Coleman, Anthony**, DB, Baylor, 1987
 44 **Coleman, Lincoln**, RB, Baylor, 1993-94
 86 **Coleman, Ralph**, LB, No. Carolina A&T, 1972
 10 **Collier, Reggie**, QB, Southern Mississippi, 1986
 77 **Colvin, Jim**, DT, Houston, 1964-66
 31 **Cone, Fred**, K, Clemson, 1960
 54/53 **Connelly, Mike**, C, Utah State, 1960-67
 40 **Conrad, Bobby Joe**, WR, Texas A&M, 1969
 61 **Cooper, Jim**, OL, Temple, 1977-86
 93 **Cooper, Reggie**, LB, Nebraska, 1991
 68 **Cornish, Frank**, C, UCLA, 1992-94
 85 **Cornwell, Fred**, TE, Southern California, 1984-85
 84 **Cosbie, Doug**, TE, Santa Clara, 1979-88
 44/81 **Courville, Vince**, WR, Rice, 1987
 90 **Crockett, Willis**, LB, Georgia Tech, 1990
 65 **Cronin, Gene**, LB, Pacific, 1960
 82 **Cvercko, Andy**, G, Northwestern, 1961-62

D

- 81 **Daniel, Tim**, WR, Florida A&M, 1993
 45/21 **Daniels, Dick**, S, Pacific, Ore., 1966-68
 89 **Davis, Donnie**, WR, Southern, 1962
 57 **Davis, Kyle**, C, Oklahoma, 1975
 88 **Davis, Sonny**, LB, Baylor, 1961
 55 **Del Rio, Jack**, LB, Southern California, 1989-91
 55 **DeOssie, Steve**, LB, Boston College, 1984-88
 21 **Dennison, Doug**, RB, Kutztown State, 1974-78
 83 **Deters, Harold**, K, No. Carolina State, 1967
 26 **Dial, Buddy**, WR, Rice, 1964-66
 51 **Dickerson, Anthony**, LB, Southern Methodist, 1980-84
 71 **Dickson, Paul**, T, Baylor, 1960
 76 **Diehl, John**, DT, Virginia, 1965
 89 **Ditka, Mike**, TE, Pittsburgh, 1969-72
 86/21 **Dixon, James**, WR/RB, Houston, 1989-91
 34 **Doelling, Fred**, S, Pennsylvania, 1960

- 83 **Donley, Doug**, WR, Ohio State, 1981-84
 62 **Donohue, Leon**, G, Cal. State San Jose, 1965-67
 67 **Donovan, Pat**, T, Stanford, 1975-83
 83 **Doran, Jim**, WR, Iowa State, 1960-61
 33 **Dorsett, Tony**, RB, Pittsburgh, 1977-87
 34 **Douglas, Merrill**, RB, Utah, 1961
 30 **Dowdle, Mike**, RB/LB, Texas, 1960-62
 26 **Downs, Michael**, S, Rice, 1981-88
 86 **Duckett, Kenny**, WR, Wake Forest, 1985
 89 **Dugan, Fred**, WR, Dayton, 1960
 52 **Duliban, Chris**, LB, Texas, 1987
 37 **Dunn, Perry Lee**, RB, Mississippi, 1964-65
 45 **Dupre, L.G.**, RB, Baylor, 1960-61
 89 **DuPree, Billy Joe**, TE, Michigan State, 1973-83
 76 **Dutton, John**, DL, Nebraska, 1979-86
 71 **Dwyer, Mike**, DT, Massachusetts, 1987

E

- 42 **Easmon, Ricky**, DB, Florida, 1985
 79/77 **East, Ron**, DT, Montana State, 1967-70
 52 **Edwards, Dave**, LB, Auburn, 1963-75
 58 **Edwards, Dixon**, LB, Michigan State, 1991-94
 81/87 **Edwards, Kelvin**, WR, Liberty, 1987-88
 52 **Eidson, Jim**, G/C, Mississippi State, 1976
 53 **Elam, Onzy**, LB, Tennessee State, 1989
 2 **Elliott, Lin**, K, Texas Tech, 1992-93
 31/27 **Everett, Thomas**, S, Baylor, 1992-93

F

- 63 **Falls, Mike**, G, Minnesota, 1960-61
 27 **Fellows, Ron**, CB, Missouri, 1981-86
 46 **Fishback, Joe**, S, Carson-Newman, 1993-94
 73 **Fisher, Ray**, T, Eastern Illinois, 1960
 62 **Fitzgerald, John**, C, Boston College, 1971-80
 55 **Flaherty, Harry**, LB, Holy Cross, 1987
 82 **Fleming, Cory**, WR, Tennessee, 1994
 45 **Flowers, Richmond**, S, Tennessee, 1969-71
 80/83 **Folkins, Lee**, TE, Washington, 1962-64
 85 **Folsom, Steve**, TE, Utah, 1987-90
 80 **Ford, Bernard**, WR, Central Florida, 1989
 46 **Fowler, Todd**, FB, Stephen F. Austin, 1985-88
 38 **Francis, Ron**, CB, Baylor, 1987-90
 32 **Franckhauser, Tom**, CB, Purdue, 1960-61
 76 **Frank, Bill**, T, Colorado, 1964
 71 **Frederick, Andy**, T, New Mexico, 1977-81
 15 **Fritsch, Toni**, K, Vienna, Austria, 1971-73, 1975
 79 **Frost, Ken**, DT, Kentucky, 1961-62
 75 **Fry, Bob**, T, Kentucky, 1960-64
 84 **Fugett, Jean**, TE, Amherst, 1972-75

G

- 27 **Gaehter, Mike**, S, Oregon, 1962-69
 39 **Gainer, Derrick**, RB, Florida A&M, 1992-93
 89 **Galbraith, Scott**, TE, Southern California, 1993-94
 29 **Gant, Kenneth**, CB, Albany St., 1990-94
 17 **Garrett, Jason**, QB, Princeton, 1993-94
 32 **Garrison, Walt**, RB, Oklahoma State, 1966-74
 80 **Gay, Everett**, WR, Texas, 1988
 35 **Gent, Pete**, WR/TE, Michigan State, 1964-68
 67/63 **Gesek, John**, G, Cal. St.-Sacramento, 1990-93
 11 **Gibbs, Sonny**, QB, Texas Christian, 1963

- 66 Gogan, Kevin, T, Washington, 1987-93
 76 Gonzaga, John, DE, No college, 1960
 83 Gonzalez, Leon, WR, Bethune, Cookman, 1985
 44 Gowdy, Cornell, DB, Morgan State, 1986
 71 Granger, Charlie, T, Southern, 1961
 28 Granger, Norm, RB, Iowa, 1984
 29/48 Green, Alex, CB, Indiana, 1987
 61 Green, Allen, P/K, Mississippi, 1961
 34 Green, Cornell, DB, Utah State, 1962-74
 79 Gregg, Forrest, G/T, Southern Methodist, 1971
 77 Gregory, Bill, DL, Wisconsin, 1971-77
 21 Gregory, Glynn, WR/DB, Southern Methodist, 1961-62
 64 Grottkau, Bob, G, Oregon, 1961
 60 Guy, Buzz, G, Duke, 1960

H

- 64 Hagen, Halvor, C/G, Weber State, 1969-70
 94 Haley, Charles, DE, James Madison, 1992-94
 38 Hall, Chris, S, East Carolina, 1993
 60 Hamel, Dean, DT, Tulsa, 1989-90
 52 Hansen, Wayne, LB, Texas Wesleyan, 1960
 80 Harper, Alvin, WR, Tennessee, 1991-94
 50 Harper, Dave, LB, Humboldt State, 1990
 43 Harris, Cliff, S, Ouachita, 1970-79
 86 Harris, Duriel, WR, New Mexico State, 1984
 40 Harris, Jim, S, Oklahoma, 1961
 80 Harris, Rod, WR, Texas A&M, 1990
 22 Hayes, Bob, WR, Florida A&M, 1965-74
 33 Hayes, Wendell, RB, Humboldt State, 1963
 27 Haynes, Tommy, S, Southern California, 1987
 56 Hays, Harold, LB, Southern Mississippi, 1963-67
 62/78 Healy, Don, DT, Maryland, 1960-61
 69 Hegamin, George, T, North Carolina State, 1994
 58 Hegman, Mike, LB, Tennessee State, 1976-88
 11 Heinrich, Don, QB, Washington, 1960
 62/70 Hellestrae, Dale, OL, Southern Methodist, 1990-94
 56 Henderson, Thomas, LB, Langston, 1975-79
 58/50 Hendrickson, Steve, LB, California, 1989
 45 Hendrix, Manny, CB, Utah, 1986-91
 85 Hendrix, Tim, TE, Tennessee, 1987
 95 Hennings, Chad, DT, Air Force, 1992-94
 72 Herchman, Bill, DT, Texas Tech, 1960-61
 1 Herrera, Efrén, K, UCLA, 1974, 1976-77
 21 Higgs, Mark, RB, Kentucky, 1988
 32 Highsmith, Alonzo, FB, Miami, Fla., 1990-91
 31 Hill, Bill, CB, Rutgers, 1987
 35 Hill, Calvin, RB, Yale, 1969-74
 25 Hill, Rod, CB, Kentucky State, 1982-83
 80 Hill, Tony, WR, Stanford, 1977-86
 60/90 Hill, Tony, DE, Tenn. Chattanooga, 1991-92
 10 Hodson, Tommy, QB, Louisiana State, 1994
 14 Hogeboom, Gary, QB, Central Michigan, 1980-85
 23 Holloway, Johnny, CB, Kansas, 1986
 47 Holmes, Clayton, CB, Carson-Newman, 1992-94
 30 Holt, Issiac, CB, Alcorn State, 1989-92
 24 Homan, Dennis, WR, Alabama, 1968-70
 9 Hoopes, Mitch, P, Arizona, 1975
 20 Horton, Ray, S, Washington, 1989-92
 67 Houser, John, C/G, Redlands, 1960-61
 86 Houston, Bill, WR, Jackson State, 1974

- 21 Howard, Carl, CB, Rutgers, 1984
 99 Howard, David, LB, Cal. St. Long Beach, 1989-90
 51 Howard, Percy, WR, Austin Peay, 1975
 87 Howard, Ron, TE, Seattle, 1974-75
 54 Howley, Chuck, LB, West Virginia, 1961-73
 81 Howton, Bill, WR, Rice, 1960-63
 51 Hoyem, Lynn, C/G, Cal. St. Long Beach, 1962-63
 42 Hughes, Randy, S, Oklahoma, 1975-80
 11 Humphrey, Buddy, QB, Baylor, 1961
 79 Hunt, John, G/T, Florida, 1984
 34 Hunter, Monty, S, Salem, 1982
 52/58 Hurd, Jeff, LB, Kansas State, 1987
 40 Hurl, Eric, CB, Cal. State San Jose, 1980
 66 Husmann, Ed, DT, Nebraska, 1960
 59 Hutcherson, Ken, LB, Livingston State, 1974
 57/55 Huther, Bruce, LB, New Hampshire, 1977-80, 1983

I

- 88 Irvin, Michael, WR, Miami, Fla., 1988-94
 60 Isbell, Joe Bob, G, Houston, 1962-65

J

- 32 Jackson, Tim, S, Nebraska, 1989
 83 Jackson, Willie, WR, Florida, 1994
 53 Jax, Garth, LB, Florida State, 1986-88
 77 Jeffcoat, Jim, DE, Arizona State, 1983-94
 84 Jennings, Keith, TE, Clemson, 1989
 37 Jensen, Jim, RB, Iowa, 1976
 19 Jett, John, P, East Carolina, 1993-94
 86 Johnson, Butch, WR, Calif.-Riverside, 1976-83
 23 Johnson, Mike, CB, Kansas, 1966-69
 64 Johnson, Mitch, G, UCLA, 1965
 29 Johnson, Udra, RB, West Virginia, 1989
 91 Johnson, Walter, DT, Pittsburgh, 1987
 48 Johnston, Daryl, FB, Syracuse, 1989-94
 51 Jones, Dale, LB, Tennessee State, 1987
 39 Jones, E.J., RB, Kansas, 1987
 72 Jones, Ed, DE, Tennessee State, 1974-78, 1980-89
 23 Jones, James, RB, Mississippi State, 1980-82, 1984-85
 97 Jones, Jimmie, DL, Miami, Fla., 1990-93
 55 Jones, Robert, LB, East Carolina, 1992-94
 55 Jordan, Lee Roy, LB, Alabama, 1963-76

K

- 57 Keller, Mike, LB, Michigan, 1972
 60 Kennard, Derek, G, Nevada-Reno, 1994
 68 Ker, Crawford, G, Florida, 1985-90
 60 Killian, Gene, G, Tennessee, 1974
 60 Kiner, Steve, LB, Tennessee, 1970
 57 King, Angelo, LB, South Carolina State, 1981-83
 73 Kitson, Syd, G, Wake Forest, 1984
 79 Klein, Dick, T, Iowa, 1960
 18 Kosar, Bernie, QB, Miami, Fla., 1993
 35 Kowalczyk, Walt, RB, Michigan State, 1960
 9 Kupp, Craig, CB, Pacific-Lutheran, 1991
 67 Kupp, Jake, G, Washington, 1964-65
 25 Kyle, Aaron, CB, Wyoming, 1976-79

ALL-TIME ROSTER

L

- 35 **Laidlaw, Scott**, RB, Stanford, 1975-79
 15 **Laufenberg, Babe**, QB, Indiana, 1989-90
 25 **Lassic, Derrick**, RB, Alabama, 1993-94
 29 **Lavette, Robert**, RB, Georgia Tech, 1985-87
 66 **Lawless, Burton**, G, Florida, 1975-79
 14 **LeBaron, Eddie**, QB, Pacific, 1960-63
 78 **Lett, Leon**, DL, Emporia State, 1991-94
 50 **Lewis, D.D.**, LB, Mississippi State, 1968, 1970-81
 23 **Lewis, Woodley**, WR, Oregon, 1960
 64/67 **Lilja, George**, C, Michigan, 1987
 74 **Lilly, Bob**, DL, Texas Christian, 1961-74
 97 **Lilly, Kevin**, DT, Tulsa, 1989
 72/64 **Liscio, Tony**, T, Tulsa, 1963-64, 1966-71
 20 **Livingston, Bruce**, DB, Arkansas Tech, 1987
 41 **Livingston, Warren**, CB, Arizona, 1961-66
 35 **Lockett, J.W.**, RB, Central Oklahoma, 1961-62
 56 **Lockhart, Eugene**, LB, Houston, 1984-90
 25 **Logan, Obert**, S, Trinity Tex., 1965-66
 56 **Long, Bob**, LB, UCLA, 1962
 19 **Longley, Clint**, QB, Abilene Christian, 1974-75
 18 **Lothridge, Billy**, P/QB, Georgia Tech, 1964

M

- 47 **Maegle, Dick**, S, Rice, 1961
 51 **Manders, Dave**, C, Michigan State, 1964-66,
 1968-74
 27 **Manning, Wade**, CB, Ohio State, 1979
 31 **Marion, Brock**, S, Nevada-Reno, 1993-94
 17 **Marsh, Amos**, RB, Oregon State, 1961-64
 79 **Martin, Harvey**, DE, East Texas State, 1973-83
 83 **Martin, Kelvin**, WR, Boston College, 1987-92
 67 **Maryland, Russell**, DT, Miami, Fla., 1991-94
 25 **Mathews, Ray**, WR, Clemson, 1960
 99 **McCormack, Hurvin**, DT, Indiana, 1994
 70 **McCreary, Bob**, T, Wake Forest, 1961
 80 **McDaniels, David**, WR, Mississippi Valley, 1968
 14 **McDonald, Paul**, QB, Southern California, 1986-87
 25 **McDonald, Tommy**, WR, Oklahoma, 1964
 42 **McIlhenny, Don**, RB, Southern Methodist, 1960-61
 90 **McIntosh, Toddrick**, DT, Florida State, 1994
 85 **McKinnon, Dennis**, WR, Florida St., 1990
 52 **McLean, Scott**, LB, Florida State, 1983
 35 **McSwain, Chuck**, RB, Clemson, 1983-84
 70 **Memmelear, Dale**, G, Wyoming, 1962-63
 17 **Meredith, Don**, QB, Southern Methodist, 1960-68
 78 **Meyers, John**, DT, Washington, 1962-63
 83 **Mickey, Joey**, TE, Oklahoma, 1993
 7 **Millen, Hugh**, QB, Washington, 1993
 3 **Miller, Jim**, P, Mississippi, 1983-84
 34 **Mitchell, Aaron**, CB, Nevada-Las Vegas, 1979-80
 23 **Montgomery, Mike**, RB/WR, Kansas State,
 1972-73
 24 **Mooty, Jim**, CB, Arkansas, 1960
 37 **Morgan, Dennis**, RB, Western Illinois, 1974
 14 **Morton, Craig**, QB, California, 1965-74
 80 **Murchison, Ola Lee**, WR, Pacific, 1961
 3 **Murray, Eddie**, K, Tulane, 1993
 98 **Myles, Godfrey**, LB, Florida, 1991-94

N

- 73 **Neely, Ralph**, G/T, Oklahoma, 1965-77
 44 **Newhouse, Robert**, FB, Houston, 1972-83
 30 **Newsome, Timmy**, RB, Winston-Salem, 1980-88
 67/61 **Newton, Nate**, OL, Florida A&M, 1986-94
 76 **Niland, John**, G, Iowa, 1966-74
 25 **Nolan, Dick**, S, Maryland, 1962
 73 **Noonan, Danny**, DL, Nebraska, 1987-92
 84 **Norman, Pettis**, TE, J.C. Smith, 1962-70
 25 **Norton, Jerry**, S, Southern Methodist, 1962
 51 **Norton, Ken**, LB, UCLA, 1988-93
 84 **Novacek, Jay**, TE, Wyoming, 1990-94
 76 **Nutting, Ed**, T, Georgia Tech, 1963
 61 **Nye, Blaine**, G, Standord, 1968-76

O

- 62 **Oswald, Paul**, G, Kansas, 1988
 76 **Otto, Bob**, DL, Idaho State, 1986
 20 **Overton, Jerry**, S, Utah, 1963
 31 **Owens, Billy**, DB, Pittsburgh, 1988

P

- 26 **Palmer, Paul**, RB, Temple, 1989
 21 **Parks, Billy**, WR, Cal. St. Long Beach, 1972
 62 **Parrish, James**, T, Temple, 1993-94
 56 **Patera, Jack**, LB, Oregon, 1960-61
 43 **Patterson, Elvis**, CB, Kansas, 1993
 88 **Pearson, Drew**, WR, Tulsa, 1973-83
 26 **Pearson, Preston**, RB, Illinois, 1975-80
 9 **Peete, Rodney**, QB, Southern California, 1994
 16 **Pelluer, Steve**, QB, Washington, 1984-88
 59 **Penn, Jesse**, LB, Virginia Tech, 1985-87
 22 **Peoples, George**, RB, Auburn, 1982
 33 **Percival, Mac**, K, Texas Tech, 1967
 43 **Perkins, Don**, RB, New Mexico, 1961-68
 92 **Perkins, Ray**, DE, Virginia, 1987
 39 **Perryman, Robert**, FB, Michigan, 1990
 65 **Petersen, Kurt**, G, Missouri, 1980-85
 58 **Peterson, Calvin**, LB, UCLA, 1974-75
 81 **Phillips, Kirk**, WR, Tulsa, 1984
 33 **Pinder, Cyril**, RB, Illinois, 1973
 73 **Ploeger, Kurt**, DL, Gustavus Adolphus, 1986
 62 **Poimboeuf, Lance**, K, Southwest Louisiana, 1963
 97 **Ponder, David**, DT, Florida State, 1985
 86 **Porterfield, Garry**, DE, Tulsa, 1965
 81 **Powe, Karl**, WR, Alabama State, 1985-86
 75 **Podzerac, Phil**, T, Notre Dame, 1982-87
 89 **Price, Jim**, TE, Stanford, 1993
 52 **Pruitt, Mickey**, LB, Colorado, 1991-92
 75 **Pugh, Jethro**, DT, Elizabeth City, 1965-78
 61 **Putnam, Duane**, G, Pacific, 1960

R

- 64 **Rafferty, Tom**, G/C, Penn State, 1976-89
 60 **Randall, Tom**, G, Iowa State, 1978
 88 **Randle, Sonny**, WR, Virginia, 1968
 82 **Reece, Beasley**, CB/WR, North Texas, 1976
 68 **Reese, Guy**, DT, Southern Methodist, 1962-63
 30 **Reeves, Dan**, RB/QB, South Carolina, 1965-72

- 20 Renfro, Mel, DB/RB, Oregon, 1964-77
 82 Renfro, Mike, WR, Texas Christian, 1984-87
 19 Rentzel, Lance, WR, Oklahoma, 1967-70
 76 Reynolds, Jerry, T, Nevada-Las Vegas, 1994
 13 Rhome, Jerry, QB, Tulsa, 1965-68
 27 Richards, Curvin, RB, Pittsburgh, 1991-92
 83 Richards, Golden, WR, Hawaii, 1973-78
 70 Richards, Howard, G/T, Missouri, 1981-86
 31 Richardson, Gloster, WR, Jackson State, 1971
 48 Ridgway, Colin, P/K, Lamar Tech, 1965
 22 Ridlon, Jim, S, Syracuse, 1963-64
 12 Roach, John, QB, Southern Methodist, 1964
 87 Roberts, Alfredo, TE, Miami, Fla., 1991-92
 45 Robinson, Larry, RB, Tennessee, 1973
 56 Roe, Bill, LB, Colorado, 1980
 50 Rohrer, Jeff, LB, Yale, 1982-87
 56 Roper, John, LB, Texas A&M, 1993
 88 Rucker, Reggie, WR, Boston University, 1970-71
 9 Ruzek, Roger, K, Weber State, 1987-89

S

- 87 Saldi, Jay, TE, South Carolina, 1976-82
 89 Salonen, Brian, TE/LB, Montana, 1984-85
 70 Sandeman, Bill, DT, Pacific, 1966
 39 Sargent, Broderick, FB, Baylor, 1989
 8 Sawyer, Buzz, P, Baylor, 1987
 4 Saxon, Mike, P, San Diego St., 1985-92
 7 Schaum, Greg, DE, Michigan State, 1976
 65 Schoenke, Ray, T, Southern Methodist, 1963-64
 66 Schultz, Chris, T, Arizona, 1983, 1985
 52 Schwantz, Jim, LB, Purdue, 1994
 47 Scott, Chuck, WR, Vanderbilt, 1987
 68 Scott, Herb, G, Virginia Union, 1975-84
 35 Scott, Kevin, RB, Stanford, 1989
 52 Scott, Sean, LB, Maryland, 1988
 22 Scott, Victor, DB, Colorado, 1984-88
 10 Secules, Scott, QB, Virginia, 1988
 8 Sellers, Ron, WR, Florida State, 1972
 1 Septien, Rafael, K, Southwest Louisiana, 1978-86
 94/53 Shannon, Randy, LB, Miami, Fla., 1989-90
 52 Shaw, Robert, C, Tennessee, 1979-81
 67 Shearin, Joe, C, Texas, 1987
 87/82 Shepard, Derrick, WR, Oklahoma, 1989-91
 86 Sherer, Dave, P, Southern Methodist, 1960
 86 Sherrard, Mike, WR, UCLA, 1986
 63 Shields, Joe, OL, Portland State, 1987
 46/25 Shy, Les, RB, Cal. St. Long Beach, 1966-69
 82 Simmons, Cleo, TE, Jackson State, 1983
 52 Simmons, Dave, LB, Georgia Tech, 1968
 53 Simmons, Victor, LB, Central State, Ohio, 1987
 65 Slaton, Tony, G, Southern Cal., 1990
 42 Smagala, Stan, DB, Notre Dame, 1990-91
 60 Smerek, Don, DL, Nevada-Reno, 1981-87
 59 Smith, Darrin, LB, Miami, Fla., 1993-94
 75/79 Smith, Daryle, T, Tennessee, 1987-88
 39 Smith, Donald, S, Liberty, 1991
 22 Smith, Emmitt, RB, Florida, 1990-94
 24 Smith, J.D., RB, No. Carolina A&T, 1965-66
 81 Smith, Jackie, TE, Northwest Louisiana, 1978
 64 Smith, Jim Ray, G/T, Baylor, 1963-64
 82 Smith, Jimmy, WR, Jackson State, 1992
 26 Smith, Kevin, CB, Texas A&M, 1992-94
 67 Smith, Sean, DT, Grambling, 1989

- 33 Smith, Timmy, RB, Texas Tech, 1990
 85 Smith, Tody, DL, Southern California, 1971-72
 57 Smith, Vinson, LB, East Carolina, 1990-92
 86 Smith, Waddell, WR, Kansas, 1984
 81 Snyder, Loren, QB, Northern Colorado, 1987
 54 Solomon, Jesse, LB, Florida State, 1989-90
 46 Solomon, Roland, S, Utah, 1980
 80 Spivey, Sebron, WR, Southern Illinois, 1987
 55 Spradlin, Danny, LB, Tennessee, 1981-82
 20 Springs, Ron, RB, Ohio State, 1979-84
 65 Stalls, Dave, DE, Northern Colorado, 1977-79
 12 Staubach, Roger, QB, Navy, 1969-79
 81/82 Steele, Robert, WR, Northern Alabama, 1978
 79/77 Stephens, Larry, DE, Texas, 1963-67
 70/53 Steposki, Mark, G/C, Pittsburgh, 1989-94
 28 Stewart, Curtis, RB, Auburn, 1989
 40 Stiger, Jim, RB, Washington, 1963-65
 56 Stincic, Tom, LB, Michigan, 1969-71
 31 Stokes, Sim, WR, Northern Colorado, 1967
 65 Stone, Ron, T, Boston College, 1993-94
 18 Stoudt, Cliff, QB, Youngstown St., 1990-91
 82 Stowe, Otto, WR, Iowa State, 1973
 96 Stubbs, Daniel, DE, Miami, Fla., 1990-91
 30 Studstill, Darren, S, West Virginia, 1994
 40 Strayhorn, Les, RB, East Carolina, 1973-74
 87 Stynchula, Andy, DE, Penn State, 1968
 72 Sullivan, Mike, T, Miami, Fla., 1991
 51/57 Swan, Russ, LB, Virginia, 1987
 19 Sweeney, Kevin, QB, Cal. St. Fresno, 1987-88

T

- 71/72 Talbert, Don, DE/OT, Texas, 1962, 1965, 1971
 25 Tautalatasi, Junior, RB, Washington State, 1989
 89 Tennell, Derek, TE, UCLA, 1992
 27 Thomas, Bill, RB, Boston College, 1972
 32 Thomas, Blair, RB, Penn State, 1994
 41 Thomas, Dave, CB, Tennessee, 1993-94
 33 Thomas, Duane, RB, West Texas State, 1970-71
 37 Thomas, Ike, CB, Bishop, 1971
 67 Thompson, Broderick, G, Kansas, 1985
 77 Thornton, Bruce, DL, Illinois, 1979-81
 32 Thurman, Dennis, DB, Southern California, 1978-85
 59 Timmer, Kirk, LB, Montana State, 1987
 98 Tippins, Ken, LB, Middle Tennessee St., 1989
 63 Titensor, Glen, G, Brigham Young, 1981-86, 1988
 62/92 Tolbert, Tony, DL, Texas-EI Paso, 1989-94
 67 Toomay, Pat, DE, Vanderbilt, 1970-74
 71 Townes, Willie, DE, Tulsa, 1966-68
 87 Truax, Billy, TE, Louisiana State, 1971-73
 50 Tubbs, Jerry, LB, Oklahoma, 1960-67
 71 Tuinei, Mark, OT/DL, Hawaii, 1983-94
 57 Turner, Jimmie, LB, Presbyterian, 1984

V

- 91 Vanderbeek, Matt, LB/DE, Michigan State, 1993-94
 30 Van Raaphorst, Dick, K, Ohio State, 1964
 76 Veingrad, Alan, OL, E. Texas St., 1991-92
 11 Villanueva, Danny, P/K, New Mexico State, 1965-67

ALL-TIME ROSTER

W

- 95 **Walen, Mark**, DT, UCLA, 1987-88
 67 **Walker, Gary**, OL, Boston University, 1987
 34 **Walker, Herschel**, RB, Georgia, 1986-89
 57 **Walker, Louie**, LB, Colorado State, 1974
 57 **Walker, Malcolm**, C, Rice, 1966-69
 71 **Wallace, Rodney**, G/T, New Mexico, 1971-73
 24 **Walls, Everson**, CB, Grambling, 1981-89
 3 **Walsh, Steve**, QB, Miami, Fla., 1989-90
 69 **Walter, Mike**, LB, Oregon, 1983
 78 **Walton, Bruce**, G, UCLA, 1973-75
 5 **Warren, John**, P, Tennessee, 1983-84
 37 **Washington, James**, S, UCLA, 1990-94
 46 **Washington, Mark**, CB, Morgan State, 1970-78
 41 **Waters, Charlie**, DB, Clemson, 1970-78, 1980-81
 94 **Watts, Randy**, DE, Catawba, 1987
 33 **Wayt, Russell**, LB, Rice, 1965
 42 **Weich, Claxton**, RB, Oregon, 1969-71
 66 **Wells, Norm**, G, Northwestern, 1980
 65 **Westberry, Gary**, C, Hampton, 1987
 65/70 **White, Bob**, OL, Rhode Island, 1987-89
 11 **White, Danny**, QB/P, Arizona State, 1976-88
 37 **White, Gerald**, FB, Michigan, 1987
 54 **White, Randy**, DT/LB, Maryland, 1975-88
 42 **Whitfield, A.D.**, RB, North Texas, 1965
 53 **Whittingham, Fred**, LB, Cal. Poly SLO, 1969
 12/10 **Widby, Ron**, P, Tennessee, 1968-71
 78 **Widell, Dave**, T, Boston College, 1988-89
 65 **Wilbur, John**, T, Stanford, 1966-69

- 79 **Williams, Erik**, T, Central (OH) State, 1991-94
 36 **Williams, Joe**, RB, Wyoming, 1971
 38 **Williams, John**, FB, Wisconsin, 1985
 85 **Williams, Kevin**, WR, Miami, Fla., 1993-94
 23 **Williams, Robert**, CB, Baylor, 1987-93
 86 **Williams, Tyrone**, WR, Western Ontario, 1993
 1 **Willis, Ken**, K, Kentucky, 1990-91
 98 **Willis, Mitch**, DT, Southern Methodist, 1990
 42 **Wilson, Robert**, FB, Texas A&M, 1994
 81/45 **Wilson, Steve**, WR/CB, Howard, 1979-81
 84 **Wisener, Gary**, WR, Baylor, 1960
 28 **Woodson, Darren**, S, Arizona State, 1992-94
 45 **Woolsey, Rolly**, DB, Boise State, 1975
 81 **Wright Alexander**, WR, Auburn, 1990-92
 15 **Wright, Brad**, QB, New Mexico, 1982
 41 **Wright, Charles**, DB, Tulsa, 1988
 85/70 **Wright, Rayfield**, TE/T, Fort Valley State, 1967-79
 73 **Wright, Steve**, T, Northern Iowa, 1981-82

Y

- 78 **Youmans, Maury**, DE, Syracuse, 1964-65
 30 **Young, Charles**, RB, No. Carolina State, 1974-76

Z

- 6 **Zendejas, Luis**, K, Arizona State, 1987-89
 62 **Zentic, Mike**, C, Oklahoma State, 1987
 76 **Zimmerman, Jeff**, G, Florida, 1987-90

COWBOYS ALL-TIME COLLEGE ROSTER

Abilene Christian 1; Air Force 1; Alabama 4; Alabama A&M 1; Alabama State 1; Albany State 1; Alcorn State 1; Amherst 1; Appalachian State 1; Arizona 2; Arizona A&M 1; Arizona State 7; Arkansas 2; Arkansas Tech 1; Auburn 7; Austin College 1; Austin Peay 1; Baylor 12; Bethune-Cookman 1; Bishop 1; Boise State 1; Boston College 6; Boston University 2; Brigham Young 1; Cal Poly SLO 2; Cal. St. Long Beach 4; Cal. St. Fresno 1; Cal. State Sacramento 1; Cal. State San Jose 2; Calif.-Riverside 1; California 2; Carson-Newman 2; Catawba 1; OCLA 1; Central Arkansas 1; Central Florida 1; Central Michigan 1; Central Oklahoma 1; Central State, Ohio 2; Clemson 6; Colorado 5; Colorado State 1; Dayton 1; Duke 2; East Carolina 5; East Texas State 2; Eastern Illinois 1; Elizabeth City 1; Emporia, KS State 1; Florida 9; Florida A&M 5; Florida State 8; Fort Valley State 1;

Georgia 1; Georgia Tech 6; Grambling 2; Gustavus Adolphus 1; Hampton 1; Hawaii 5; Heidelberg 1; Henderson J.C. 1; Holy Cross 1; Houston 7; Howard 1; Humboldt State 2; Idaho State 1; Illinois 4; Indiana 4; Iowa 4; Iowa State 3; J.C. Smith 1; Jackson State 4; Jacksonville State 1; James Madison 1; Kansas 7; Kansas State 2; Kentucky 5; Kentucky State 1; Kutztown State 1; Lamar Tech 1; Langston 1; Liberty 2; Livingston State 1; Louisiana State 3; Louisiana Tech 1; Marquette 2; Maryland 6; Massachusetts 1; Miami, Fla. 13; Michigan 7; Michigan State 10; Middle Tennessee State 1; Minnesota 1; Mississippi 4; Mississippi State 3; Mississippi Valley 1; Missouri 3; Montana 1; Montana State 2; Morgan State 2; Navy 1; Nebraska 5; Nevada-Las Vegas 3; Nevada-Reno, 3; New Hampshire 1; New Mexico 4; New Mexico State 2; North Carolina 1; North Carolina A&T 2; North Carolina State 4; North Texas 2;

Northern Alabama 1; Northern Colorado 3; Northern Iowa 1; Northwest Louisiana 1; Northwestern 4; Notre Dame 4; Ohio State 4; Oklahoma 10; Oklahoma State 2; Oregon 7; Oregon State 2; Ouachita 1; Pacific 5; Pacific Lutheran 1; Pacific, Ore. 1; Penn State 3; Pennsylvania 1; Pittsburgh 7; Portland State 1; Prairie View 1; Presbyterian 1; Princeton 1; Purdue 2; Redlands 1; Rhode Island 1; Rice 8; Rutgers 2; Salem 1; San Diego State 2; Santa Clara 2; Savannah State 1; Seattle 1; Sonoma State 1; South Carolina 2; South Carolina State 2; Southern 3; Southern California 11; Southern Illinois 2; Southern Methodist 12;

Southern Mississippi 3; Southwest Louisiana 2; Stanford 9; Stephen F. Austin 1; Syracuse 4; Taylor 1; Temple 3; Tennessee 15; Tennessee-Chattanooga 2; Tennessee State 3; Texas 6; Texas A&M 9; Texas Christian 6; Texas Tech 3; Texas Wesleyan 1; Texas-El Paso 1; Trinity, Tex 1; Tulane 1; Tulsa 9; UCLA 12; Utah 6; Utah State 3; Vanderbilt 3; Vienna, Austria 1; Villanova 1; Virginia 5; Virginia Tech 1; Virginia Union 1; Wake Forest 3; Washington 10; Washington State 1; Weber State 2; West Texas State 1; West Virginia 3; Western Illinois 1; Western Ontario 1; Winston-Salem 1; Wisconsin 2; Wyoming 4; Yale 2; Youngstown State 1.

TOP SCHOOLS

Tennessee 15; Miami, Fla. 13; Baylor 12; Southern Methodist 12; UCLA 12; Southern California 11; Michigan State 10; Oklahoma 10; Washington 10; Florida 9; Stanford 9; Texas A&M 9; Tulsa 9.

Cowboys All-Time Honor Roll

PRO BOWL

- 1960 (1) - Jim Doran, WR (1)
 1961 (2) - Dick Bielski, TE (1)
 # Don Perkins, RB (1)
 1962 (5) - Don Bishop, CB (1)
 Eddie LeBaron, QB (1)
 Bob Lilly, DE (1)
 Don Perkins, RB (2)
 Jerry Tubbs, LB (1)
 1963 (3) - Sam Baker, P (1)
 Lee Folkins, TE (1)
 Don Perkins, RB (3)
 1964 (2) - Bob Lilly, DT (2)
 # Mel Renfro, S (1)
 1965 (6) - George Andrie, DE (1)
 Cornell Green, CB (1)
 # Bob Hayes, WR (1)
 Chuck Howley, LB (1)
 Bob Lilly, DT (3)
 Mel Renfro, S (2)
 1966 (9) - George Andrie, DE (2)
 Cornell Green, CB (2)
 Bob Hayes, WR (2)
 Chuck Howley, LB (2)
 Bob Lilly, DT (4)
 Dave Manders, C (1)
 Don Meredith, QB (1)
 Don Perkins, RB (4)
 Mel Renfro, S (3)
 1967 (10) - George Andrie, DE (3)
 Cornell Green, CB (3)
 Bob Hayes, WR (3)
 Chuck Howley, LB (3)
 Lee Roy Jordan, LB (1)
 Bob Lilly, DT (5)
 Don Meredith, QB (2)
 Ralph Neely, T (1)
 Don Perkins, RB (5)
 Mel Renfro, S (4)
 1968 (8) - George Andrie, DE (4)
 Chuck Howley, LB (4)
 Lee Roy Jordan, LB (2)
 Bob Lilly, DT (6)
 Don Meredith, QB (3)
 John Niland, G (1)
 Don Perkins, RB (6)
 Mel Renfro, CB (5)
 1969 (8) - a George Andrie, DE (5)
 * Calvin Hill, RB (1)
 # Chuck Howley, LB (5)
 Lee Roy Jordan, LB (3)
 Bob Lilly, DT (7)
 Ralph Neely, T (2)
 John Niland, G (2)
 Mel Renfro, CB (6)
 Bob Lilly, DT (8)
 1970 (3) - John Niland, G (3)
 b Mel Renfro, CB (7)
 1971 (8) - Cornell Green, S (4)
 Chuck Howley, LB (6)
 Bob Lilly, DT (9)
 John Niland, G (4)
 Mel Renfro, S (8)
 Roger Staubach, QB (1)

Pro Bowl

- 1971 (cont.) Ron Widby, P (1)
 Rayfield Wright, T (1)
 Walt Garrison, RB (1)
 1972 (7) - Cornell Green, S (5)
 Calvin Hill, RB (2)
 * Bob Lilly, DT (10)
 John Niland, G (5)
 * Mel Renfro, CB (9)
 Rayfield Wright, T (2)
 1973 (6) - * Calvin Hill, RB (3)
 * Lee Roy Jordan, LB (4)
 * Bob Lilly, DT (11)
 John Niland, G (6)
 Mel Renfro, CB (10)
 Rayfield Wright, T (3)
 1974 (6) - Cliff Harris, S (1)
 Calvin Hill, RB (4)
 Lee Roy Jordan, LB (5)
 Blaine Nye, G (1)
 Drew Pearson, WR (1)
 Rayfield Wright, T (4)
 1975 (3) - Cliff Harris, S (2)
 * Roger Staubach, QB (2)
 Rayfield Wright, T (5)
 1976 (8) - Billy Joe DuPree, TE (1)
 Cliff Harris, S (3)
 Harvey Martin, DE (1)
 Blaine Nye, G (2)
 Drew Pearson, WR (2)
 Roger Staubach, QB (3)
 Charlie Waters, S (1)
 Rayfield Wright, T (6)
 1977 (8) - Billy Joe DuPree, TE (2)
 Cliff Harris, S (4)
 Eftren Herrera, K (1)
 Harvey Martin, DE (2)
 Drew Pearson, WR (3)
 * Roger Staubach, QB (4)
 Charlie Waters, S (2)
 Randy White, DT (1)
 1978 (9) - Tony Dorsett, RB (1)
 Billy Joe DuPree, TE (3)
 Cliff Harris, S (5)
 Thomas Henderson, LB (1)
 Tony Hill, WR (1)
 * Harvey Martin, DE (3)
 Roger Staubach, QB (5)
 Charlie Waters, S (3)
 Randy White, DT (2)
 1979 (8) - Bob Bruenig, LB (1)
 Pat Donovan, T (1)
 Cliff Harris, S (6)
 Tony Hill, WR (2)
 Harvey Martin, DE (4)
 Herb Scott, G (1)
 Roger Staubach, QB (6)
 Randy White, DT (3)
 1980 (4) - Bob Bruenig, LB (2)
 Pat Donovan, T (2)
 Herb Scott, G (2)
 Randy White, DT (4)
 1981 (7) - Pat Donovan, T (3)
 Tony Dorsett, RB (2)

ALL-TIME HONORS

Pro Bowl

- 1981 (cont.) **Ed Jones, DE (1)**
Herb Scott, G (3)
 Rafael Septien, K (1)
 # Everson Walls, CB (1)
Randy White, DT (5)
- 1982 (7) - Bob Breunig, LB (3)
Pat Donovan, T (4)
Tony Dorsett, RB (3)
Ed Jones, DE (2)
Everson Walls, CB (2)
 Danny White, QB (1)
Randy White, DT (6)
- 1983 (5) - Doug Cosbie, TE (1)
 Tony Dorsett, RB (4)
Ed Jones, DE (3)
Everson Walls, CB (3)
Randy White, DT (7)
- 1984 (3) - Bill Bates, ST (1)
 Doug Cosbie, TE (2)
 Randy White, DT (8)
- 1985 (4) - **Doug Cosbie, TE (3)**
 Tony Hill, WR (3)
Everson Walls, CB (4)
Randy White, DT (9)
- 1987 (1) - Herschel Walker, RB (1)
 1988 (1) - **Herschel Walker, RB (2)**
- 1990 (1) - # Emmitt Smith, RB (1)
 1991 (4) - Troy Aikman, QB (1)
 @ **Michael Irvin, WR (1)**
Jay Novacek, TE (1)
Emmitt Smith, RB (2)
- 1992 (6) - Troy Aikman, QB (2)
 Michael Irvin, WR (2)
 Nate Newton, G (1)
Jay Novacek, TE (2)
Emmitt Smith, RB (3)
 Mark Stepnoski, C (1)
- 1993 (11) - * **Troy Aikman, QB (3)**
 * Thomas Everett, S (1)
Michael Irvin, WR (3)
 Daryl Johnston, FB (1)
 Russell Maryland, DT (1)
Nate Newton, G (2)
 Ken Norton, LB (1)
Jay Novacek, TE (3)
 * **Emmitt Smith, RB (4)**
 * **Mark Stepnoski, C (2)**
Erik Williams, T (1)
- 1994 (11) - Troy Aikman, QB (4)
Charles Haley, DE (1)
 Michael Irvin, WR (4)
 Daryl Johnston, FB (2)
Leon Lett, DT (1)
Nate Newton, G (3)
 Jay Novacek, TE (4)
 * **Emmitt Smith, RB (5)**
Mark Stepnoski, C (3)
 Mark Tuinei, T (1)
Darren Woodson, S (1)

* selected but did not play

BOLD starter

rookie

@ named most valuable player

a named outstanding lineman

b named outstanding back

% top vote getter

ALL PRO

- 1962 (2) - Don Perkins, RB (1, AP, NEA)
 Jerry Tubbs, LB (1, TSN)
- 1963 (1) - Chuck Howley, LB (1, TSN)
- 1964 (3) - Frank Clarke, TE (1, AP)
 Bob Lilly, DT (1, AP, UPI, NEA)
 Jim Riddle, DB (1, TSN)
- 1965 (3) - # Bob Hayes, WR (1, TSN)
 Bob Lilly, DT (2, AP, UPI, NEA, TSN)
 Mel Renfro, S (1, NEA, TSN)
- 1966 (7) - Cornell Green, CB (1, AP, NEA, TSN)
 Bob Hayes, WR
 (2, AP, UPI, NEA, TSN)
 Chuck Howley, LB (2, AP, UPI, NEA)
 Lee Roy Jordan, LB (1, TSN)
 Bob Lilly, DT (3, AP, UPI, NEA, TSN)
 Ralph Neely, T (1, TSN)
 Dan Reeves, RB (1, TSN)
- 1967 (7) - George Andrie, DE (1, TSN)
 Cornell Green, CB
 (2, AP, UPI, NEA, TSN)
 Bob Hayes, WR (3, TSN)
 Chuck Howley, LB (3, AP, TSN)
 Bob Lilly, DT (4, AP, UPI, NEA, TSN)
 Ralph Neely, T (2, AP, UPI, TSN)
 Mel Renfro, S (2, TSN)
- 1968 (5) - Cornell Green, CB (3, NEA)
 Bob Hayes, WR (4, AP)
 Chuck Howley, LB (4, AP, NEA)
 Bob Lilly, DT (5, AP, UPI, NEA)
 Ralph Neely, T (3, AP, UPI, NEA)
- 1969 (7) - Cornell Green, CB (4, UPI)
 # Calvin Hill, RB (1, AP, UPI)
 Chuck Howley, LB (5, AP, UPI, NEA)
 Bob Lilly, DT (6, AP, NEA)
 Ralph Neely, T (4, AP, UPI, NEA)
 John Niland, G (1, AP)
 Mel Renfro, S (3, NEA)
- 1970 (1) - Chuck Howley, LB (6, AP, PFWA)
- 1971 (4) - Bob Lilly, DT (7, AP, PFWA, NEA)
 John Niland, G (2, AP, PFWA)
 Mel Renfro, S (4, NEA)
 Rayfield Wright, T (1, AP, PFWA)
- 1972 (3) - John Niland, G (3, AP)
 Blaine Nye, CB (1, NEA)
 Rayfield Wright, T
 (2, AP, UPI, PFWA, NEA)
- 1973 (4) - Calvin Hill, RB (2, PFWA)
 Lee Roy Jordan, LB (2, NEA, PFWA)
 Mel Renfro, CB (5, NEA, PFWA)
 Rayfield Wright, T (3, AP, PFWA)
- 1974 (1) - Drew Pearson, WR (1, AP, PFWA)
- 1975 (2) - Cliff Harris, S (1, NEA)
 Rayfield Wright, T (4, NEA)
- 1976 (2) - Cliff Harris, S (3, AP, PFWA, NEA)
 Drew Pearson, WR (2, AP, PFWA)
- 1977 (5) - Cliff Harris, S (3, AP, PFWA, NEA)
 Efren Herrera, K (1, AP, PFWA, NEA)
 Harvey Martin, DE
 (1, AP, PFWA, NEA)
 Drew Pearson, WR
 (3, AP, PFWA, NEA)
- 1978 (3) - Charlie Waters, S (1, PFWA)
 Cliff Harris, S (4, AP, PFWA)
 Charlie Waters, S (2, PFWA, NEA)
 Randy White, DT (1, AP, PFWA, NEA)

ALL-TIME HONORS

All-Pro (cont.)

- 1979 (1) - Randy White, DT (2, AP, PFWA, NEA)
 Herb Scott, G (1, AP, NEA)
 1980 (2) - Randy White, DT (3, PFWA, NEA)
 1981 (5) - Tony Dorsett, RB (1, AP, PFWA, NEA)
 Ed Jones, DE (1, NEA)
 Herb Scott, G (2, AP)
 Rafael Septien, K (1, AP, PFWA)
 Randy White, DT (4, AP, PFWA, NEA)
 Ed Jones, DE (2, AP)
 1982 (3) - Everson Walls, CB (1, PFWA)
 Randy White, DT (5, AP, PFWA, NEA)
 Everson Walls, CB (2, AP)
 Randy White, DT (6, AP, PFWA)
 1984 (2) - Michael Downs, S (PFWA)
 Randy White, DT (7, AP, PFWA, NEA)
 1985 (2) - Everson Walls, CB (3, PFWA)
 Randy White, DT (8, AP, NEA)
 1989 (1) - Eugene Lockhart, LB (1, TSN)
 1991 (2) - Michael Irvin, WR
 (1, AP, PFWA, NEA, TSN)
 Jay Novacek, TE (1, CPFN)
 1992 (4) - Kelvin Martin, PR (1, PFW, PFWA)
 Jay Novacek, TE
 (2, AP, PFW, PFWA, CPFN)
 Emmitt Smith, RB (1, AP, PFW, PFWA,
 NEA, TSN, CPFN, FD)
 Mark Stepnoski, C (1, NEA)
 Troy Aikman, QB (1, TSN)
 1993 (3) - Emmitt Smith, RB
 (2, AP, PFWA, PFW, TSN, CPFN, FD)
 Erik Williams, T
 (1, AP, PFWA, PFW, TSN, CPFN, FD)
 Charles Haley, DE
 (1, AP, PFWA, PFW, TSN, CPFN, FD)
 Nate Newton, G
 (1, AP, PFWA, PFW, CPFN, FD)
 Emmitt Smith, RB
 (3, AP, PFWA, PFW, TSN, CPFN, FD)
 Darren Woodson, S
 (1, AP, PFWA, PFW, TSN, CPFN, FD)

ALL-NFC

- 1970 (3) - Chuck Howley, LB (AP, UPI)
 John Niland, G (UPI)
 Mel Renfro, CB (AP)
 1972 (3) - Bob Lilly, DT (AP, UPI)
 John Niland, G (AP, UPI)
 Rayfield Wright, T (AP, UPI)
 1973 (5) - Calvin Hill, RB (AP, UPI)
 Lee Roy Jordan, LB (AP, UPI)
 John Niland, G (AP, UPI)
 Mel Renfro, CB (AP, UPI)
 Rayfield Wright, T (AP, UPI)
 1974 (3) - Cliff Harris, S (AP, UPI)
 Drew Pearson, WR (AP, UPI)
 Rayfield Wright, T (AP, UPI)
 1976 (5) - Billy Joe DuPree, TE (AP, UPI)
 Cliff Harris, S (AP, UPI)
 Blaine Nye, G (AP)
 Drew Pearson, WR (AP, UPI)
 Roger Staubach, QB (AP)
 1977 (5) - Cliff Harris, S (UPI)
 Efen Herrera, K (UPI)
 Harvey Martin, DE (UPI)
 Drew Pearson, WR (UPI)
 Roger Staubach, QB (UPI)

All-NFC (cont.)

- 1978 (6) - Tony Dorsett, RB (UPI)
 Billy Joe DuPree, TE (UPI)
 Cliff Harris, S (UPI)
 Herb Scott, G (UPI)
 Charlie Waters, S (UPI)
 Randy White, DT (UPI)
 Bob Breunig, LB (PFW)
 1979 (6) - Pat Donovan, T (UPI, PFW, TSN)
 Cliff Harris, S (TSN)
 Herb Scott, G (UPI, TSN)
 Roger Staubach, QB (UPI, PFW, TSN)
 Randy White, DT (UPI, PFW)
 1980 (4) - Bob Breunig, LB (UPI)
 Pat Donovan, T (UPI)
 Herb Scott, G (UPI)
 Randy White, DT (UPI, PFW, TSN)
 1981 (5) - Tony Dorsett, RB (UPI)
 Herb Scott, G (UPI)
 Ed Jones, DE (UPI)
 Rafael Septien, K (UPI)
 Randy White, DT (UPI)
 1982 (5) - Bob Breunig, LB (UPI)
 Pat Donovan, T (UPI)
 Tony Dorsett, RB (UPI)
 Everson Walls, CB (UPI)
 Randy White, DT (UPI)
 Bob Breunig, LB (UPI)
 1983 (4) - Ed Jones, DE (UPI, PFW)
 Everson Walls, CB (PFW)
 Randy White, DT (UPI, PFW)
 Bill Bates, S (PFW)
 1984 (4) - Michael Downs, S (UPI)
 Everson Walls, CB (UPI)
 Randy White, DT (UPI, FN)
 1985 (5) - Doug Cosbie, TE (UPI)
 Michael Downs, S (UPI)
 Tony Hill, WR (FN)
 Everson Walls, CB (UPI, FN)
 Randy White, DT (UPI, FN)
 1986 (1) - Randy White, DT (UPI, FN)
 1987 (1) - Herschel Walker, RB (PFW)
 1988 (1) - Herschel Walker, RB (UPI)
 1991 (3) - Michael Irvin, WR (UPI)
 Jay Novacek, TE (UPI)
 Emmitt Smith, RB (UPI)
 1992 (4) - Nate Newton, G (UPI, FN)
 Jay Novacek, TE (UPI, FN)
 Emmitt Smith, RB (UPI, FN)
 Mark Stepnoski, C (UPI, FN)
 1993 (5) - Troy Aikman, QB (FN)
 Ken Norton, LB (FN)
 Emmitt Smith, RB (UPI, FN)
 Mark Stepnoski, C (UPI, FN)
 Erik Williams, T (UPI, FN)
 Charles Haley, DE (UPI, FN)
 Leon Lett, DT (UPI, FN)
 Nate Newton, G (UPI, FN)
 Emmitt Smith, RB (UPI, FN)
 Mark Stepnoski, C (UPI, FN)
 Darren Woodson, S (UPI, FN)
 1994 (6) -

ALL-ROOKIE

- 1974 - Efen Herrera, K (PFWA)
 - Ed Jones, DE (PFWA)
 1975 - Burton Lawless, G (PFWA)
 Randy White, LB (PFWA)

ALL-TIME HONORS

All-Rookie (cont.)

- 1977 - Tony Dorsett, (PFWA)
1979 - Aaron Mitchell, CB (UPI)
1981 - Everson Walls, (PFWA, UPI)
1983 - Bill Bates, S (PFWA, UPI, PFW)
1984 - Eugene Lockhart, LB
(PFWA, UPI, PFW, FD)
1987 - Roger Ruzek, K (UPI, PFW)
1988 - Michael Irvin, WR (FD)
1989 - Troy Aikman, QB
(PFWA, UPI, PFW, CPFN)
James Dixon, KR (UPI, PFW)
1990 - Jimmie Jones, DT (PFWA, UPI, PFW)
Emmitt Smith, RB
(PFWA, UPI, FN, PFW, FD, CPFN)
1991 - Larry Brown, CB (PFWA, PFW, FD,
FN)
Darrick Brownlow, LB (PFWA)
Russell Maryland, DT
(PFWA, CPFN, PFW)
1992 - Robert Jones, LB
(PFWA, PFW, CPFN, FN)
Darren Woodson, ST (PFW, PFWA)
1993 - Darrin Smith, LB
(PFWA, CPFN, PFW, FN, FD)
Kevin Williams, WR (FN)
1994 - Larry Allen, T (PFWA, PFW, CPFN,
FN)
Chris Boniol, K (PFWA, PFW)

NFL COACH OF THE YEAR

- 1966 - Tom Landry (AP)
1990 - Jimmy Johnson (AP)
1991 - Jimmy Johnson (FD)

NFC COACH OF THE YEAR

- 1966 - Tom Landry (UPI)
1975 - Tom Landry (UPI)
1978 - Tom Landry (FN)
1990 - Jimmy Johnson (UPI, CPFN)

NFL PLAYER OF THE YEAR

- 1993 - Emmitt Smith (AP, PFWA, TSN, PFW,
FD)

BERT BELL AWARD

(presented by Maxwell Club to NFL Player of the Year)

- 1966 - Don Meredith, QB
1971 - Roger Staubach, QB
1993 - Emmitt Smith, RB

NFC PLAYER OF THE YEAR

- 1971 - Roger Staubach
1981 - Tony Dorsett (UPI)
1993 - Emmitt Smith (FN)

NFL OFFENSIVE PLAYER OF THE YEAR

- 1993 - Emmitt Smith (UPI, PFW, CPFN)

NFL DEFENSIVE PLAYER OF THE YEAR

- 1977 - Harvey Martin (UPI, PFW)
1994 - Charles Haley (FD)

NFC DEFENSIVE PLAYER OF THE YEAR

- 1994 - Charles Haley (UPI)

NFC SPECIAL TEAMS PLAYER OF THE YEAR

- 1984 - Bill Bates (USA Today, NFLPA)

NFL DEFENSIVE BACK OF THE YEAR

- 1982 - Everson Walls (NFL Alumni)

NFL DEFENSIVE LINEMAN OF THE YEAR

- 1982 - Randy White (NFL Alumni)

NFL OFFENSIVE LINEMAN OF THE YEAR

- 1994 - Nate Newton (NFL Alumni)

NFL QUARTERBACK OF THE YEAR

- 1993 - Troy Aikman (NFL Alumni)

NFL RUNNING BACK OF THE YEAR

- 1993 - Emmitt Smith (NFL Alumni)

NFL WIDE RECEIVER OF THE YEAR

- 1991 - Michael Irvin (NFL Alumni)

NFL TIGHT END OF THE YEAR

- 1993 - Jay Novacek (NFL Alumni)

NFL SPECIAL TEAMS PLAYER OF THE YEAR

- 1983 - # Bill Bates (NFL Alumni)
1984 - Bill Bates (NFL Alumni)

GOLDEN TOE TROPHY (PFW)

(top placekicker)

- 1981 - Rafael Septien

NFL ROOKIE OF THE YEAR

- 1977 - Tony Dorsett (NEA, PFWA, TSN)

NFC ROOKIE OF THE YEAR

- 1977 - Tony Dorsett (UPI, TSN)
1992 - Robert Jones, (UPI)

NFL OFFENSIVE ROOKIE OF THE YEAR

- 1969 - Calvin Hill, RB (AP)
1970 - Duane Thomas, RB (FN, PFG)
1977 - Tony Dorsett, RB (AP, PFW, FD)
1990 - Emmitt Smith, RB (AP, PFW, FN)

NFL MAN OF THE YEAR

- 1981 - Tom Landry (FN)

NFL PLAYER OF THE WEEK

- 1993 - Michael Irvin, vs. S.F., 10/17 (PFWA)
Emmitt Smith, @ Phil., 10/31 (PFWA)
Emmitt Smith, @ N.Y. Gia.,
1/2/94 (PFWA)
1994 - Jason Garrett, vs. G.B., 11/24
(PFHOF)

NFC DEFENSIVE PLAYER OF THE WEEK

- 1984 - Randy White, vs. G.B., 9/23
Randy White, @ Phil., 12/2
1985 - Jim Jeffcoat, @ Wash., 11/10
Jim Jeffcoat, vs. N.Y. Gia., 12/15
1986 - Ed Jones, @ S.D., 11/16
1987 - Bill Bates, @ N.Y. Gia., 9/20
Ed Jones, vs. N.Y. Gia., 11/2
1988 - Ed Jones, vs. Atl., 9/25
1990 - Issiac Holt @ T.B., 10/7
James Washington, vs. Pho., 12/16
1993 - Kevin Smith, @ N.Y. Jets, 12/18
1994 - Charles Haley, @ Pitt., 9/4
Darren Woodson, @ Phil., 12/4
Darrin Smith, @ N.O., 12/19

NFC OFFENSIVE PLAYER OF THE WEEK

- 1985 - Tony Dorsett, vs. Pit., 10/13
Danny White, vs. StL., 11/28
1987 - Kelvin Edwards, vs. Phil., 10/11
Herschel Walker, vs. StL., 12/27
1988 - # Michael Irvin, @ Wash., 12/11

NFC Offensive Player of the Week (cont.)

- 1991 - Emmitt Smith, @ Pho., 9/22
Troy Aikman, vs. N.Y. Gia., 9/29
Michael Irvin, vs. Atl., 12/22
- 1992 - Emmitt Smith, vs. Wash., 9/7
Michael Irvin, vs. Pho., 9/20
Emmitt Smith, @ Raid., 10/25
Erik Williams, vs. Phil., 11/1
Emmitt Smith, vs. Chi., 12/27
Troy Aikman, vs. Phil., 1/10/93
Troy Aikman, @ S.F., 1/17/93
- 1993 - Troy Aikman, vs. G.B., 10/3
Michael Irvin, vs. S.F., 10/17
Emmitt Smith, @ Phil., 10/31
Emmitt Smith, @ N.Y. Gia., 1/2/94
- 1994 - Troy Aikman, vs. Ariz., 10/9
Alvin Harper, @ Cin., 10/30
Jason Garrett, vs. G.B., 11/24
Troy Aikman, vs. G.B., 1/8/95

NFC SPECIAL TEAMS PLAYER OF THE WEEK

- 1993 - # Kevin Williams, vs. Gia., 11/7
- Eddie Murray, @ Minn., 12/12
- 1994 - Bill Bates, vs. Phil., 10/16
- Kevin Williams, vs. Wash., 11/20
- Brock Marion, vs. G.B., 1/8/95

NFC OFFENSIVE PLAYER OF THE MONTH

- 1991 - Emmitt Smith, December
- 1992 - Emmitt Smith, November
Emmitt Smith, December
- 1993 - Troy Aikman, October
Emmitt Smith, December

SUPER BOWL MOST VALUABLE PLAYER

- SB V - Chuck Howley
- SB VI - Roger Staubach
- SB XII - Harvey Martin
Randy White
- SB XXVII - Troy Aikman
- SB XXVIII - Emmitt Smith

ED BLOCK COURAGE AWARD

(nominee from each NFL team for courage in battling injuries)

- 1984 - James Jones, RB
- 1985 - Howard Richards, OL
- 1986 - Tony Dorsett, RB
- 1987 - Brian Baldinger, OL
- 1988 - Randy White, DT
- 1989 - Ed Jones, DE
- 1990 - Kelvin Martin, WR
- 1991 - Ken Norton, LB
- 1992 - Daryl Johnston, FB
- 1993 - Bill Bates, S
- 1994 - Mark Stepnoski, C

BOB LILLY AWARD

(voted by Cowboys' fans for sportsmanship, dedication, leadership and achievement)

- 1985 - Randy White, DT
- 1986 - Randy White, DT
- 1987 - Danny White, QB
- 1988 - Ed Jones, DE
- 1989 - Ed Jones, DE

BOB LILLY AWARD (cont.)

- 1990 - Bill Bates, S
- 1991 - Bill Bates, S
- 1992 - Troy Aikman, QB
- 1993 - Bill Bates, S
- 1994 - Bill Bates, S

SPORTSMAN OF THE YEAR

- 1994 - Emmitt Smith (TSN)

DASA PRO ATHLETE OF THE YEAR

- 1991 - Michael Irvin, WR
Emmitt Smith, RB
- 1993 - Troy Aikman, QB
Emmitt Smith, RB

DASA BIG "D" AWARD

- 1990 - Jimmy Johnson
- 1991 - Jerry Jones
- 1992 - Emmitt Smith

DASA FIELD SCOVELL AWARD

- 1970 - Dallas Cowboys
- 1971 - Bob Lilly
- 1975 - Roger Staubach
- 1977 - Tom Landry
- 1980 - Randy White
- 1981 - Tony Dorsett
- 1992 - Dallas Cowboys
- 1994 - Troy Aikman

DASA LEGENDS AWARD

- 1993 - Tom Landry

DASA GARY BRIDELL COURAGE AWARD

- 1994 - Bill Bates

NFL MAN OF THE YEAR

(Dallas nominees, Club winner underlined, when selected)

- 1970 - Bob Lilly, John Niland, Pettis Norman
- 1971 - John Niland, Jethro Pugh, Roger Staubach
- 1972 - John Niland, Jethro Pugh, Roger Staubach
- 1973 - Calvin Hill, John Niland, Roger Staubach
- 1975 - John Fitzgerald, Bill Gregory, Roger Staubach
- 1976 - Ralph Neely, Roger Staubach, Mark Washington
- 1980 - Bill Joe DuPree, D.D. Lewis, Drew Pearson
- 1981 - Bill Joe DuPree, D.D. Lewis, Robert Newhouse
- 1982 - Bob Breunig, Tony Dorsett, Bill Joe DuPree
- 1983 - Bob Breunig, Butch Johnson, Danny White
- 1984 - Bob Breunig, Doug Cosbie, Howard Richards
- 1985 - Bill Bates
- 1986 - Jim Jeffcoat
- 1987 - Jim Jeffcoat
- 1988 - Herschel Walker
- 1989 - Everson Walls
- 1990 - Jim Jeffcoat
- 1991 - Troy Aikman
- 1992 - Troy Aikman, Jim Jeffcoat, James Washington
- 1993 - Troy Aikman, Russell Maryland, James Washington
- 1994 - Troy Aikman

AP - Associated Press; CPFN - College & Pro Football Newsweekly; DASA - Dallas All Sports Association; FD - Football Digest; FN - Football News; NEA - Newspaper Enterprise Association; PFG - Pro Football Guide; PFHF - Pro Football Hall of Fame; PFW - Pro Football Weekly; PFWA - Pro Football Writers of America; TSN - The Sporting News; UPI - United Press International

Cowboys All-Time Draft

1960

EXPANSION DRAFT

FROM BALTIMORE

L.G. DUPRE

RB, Baylor, 5-11, 191
 RAY KROUSE
 DE, Maryland, 6-3, 275

DAVE SHERER

WR/P, Southern Methodist, 6-3, 210

FROM CHICAGO

DON HEALY

DT, Maryland, 6-3, 250
 JACK JOHNSON
 RB, Miami, Fla., 6-3, 198
 PETE JOHNSON
 RB, V.M.I., 6-2, 200

FROM CLEVELAND

LEROY BOLDEN

RB, Michigan State, 5-8, 175
FRANK CLARKE
 WR/TE, Colorado, 6-0, 210
 ED MODZELEWSKI
 RB, Maryland, 6-1, 222

FROM DETROIT

CHARLES ANE

C, Southern California, 6-2, 260

GENE CRONIN

LB, Pacific, 6-2, 230

JIM DORAN

WR, Iowa State, 6-2, 200

FROM GREEN BAY

NATE BORDEN

DE, Indiana, 6-1, 240

BILL BUTLER

S, Tenn. Chattanooga, 5-10, 180

DON MCILHENNY

RB, Southern Methodist, 6-1, 195

FROM L.A. RAMS

TOM FRANCKHAUSER

CB, Purdue, 6-0, 192

BOB FRY

T, Kentucky, 6-4, 238

DUANE PUTNAM

G, Pacific, 6-0, 231

FROM N.Y. GIANTS

AL BARRY

G, Southern California, 6-2, 230

MELWOOD "BUZ" GUY

G, Duke, 6-3, 248

DON HEINRICH

QB, Washington, 6-0, 180

FROM PHILADELPHIA

DICK BIELSKI

TE, Maryland, 6-1, 218

GERRY DELUCCA

T, Middle Tennessee St., 6-2, 248

BILL STRIEGEL

LB, Pacific, 6-2, 230

FROM PITTSBURGH

RAY FISHER

T/DT, Eastern Illinois, 6-3, 230

BOBBY LUNA

RB, Alabama, 6-1, 190

RAY MATHEWS

WR, Clemson, 6-0, 195

FROM ST. LOUIS

BOB CROSS

T, Kilgore J.C., 6-4, 250

ED HUSMANN

DT, Nebraska, 6-0, 230

JACK PATERA

LB, Oregon, 6-1, 225

FROM SAN FRANCISCO

FRED DUGAN

WR, Dayton, 6-3, 195

JOHN GONZAGA

DE, no college, 6-3, 250

JERRY TUBBS

LB, Oklahoma, 6-2, 220

FROM WASHINGTON

TOM BRAATZ

LB, Marquette, 6-2, 211

JOE NICELY

C, West Virginia, 6-1, 235

DOYLE NIX

RB, Southern Methodist, 6-1, 188

1961

(Drafted 2nd)

1. (A) NO CHOICE

Choice traded along with sixth choice to Washington for EDDIE LeBARON.

1. (B) BOB LILLY

DT, TCU, 6-5, 242 - Choice from Cleveland for first round pick in 1962.

2. E.J. HOLUB

LB, Texas Tech, 6-4, 218 (went to AFL)

3. STEW BARBER

G, Penn State, 6-3, 230 (went to AFL)

4. SONNY DAVIS

WR, Baylor, 6-2, 210.

5. NO CHOICE

Choice traded to San Francisco for GENE BABB.

6. NO CHOICE

Choice traded, along with first choice, to Washington for LeBARON.

7. ART GILMORE

HB, Oregon State, 6-0, 200

8. DON TALBERT*

T, Texas, 6-5, 220.

9. GLYNN GREGORY

HB, SMU, 6-2, 195.

10. NO CHOICE

Choice traded to Green Bay for FRED CONE.

11. NORRIS STEVENSON

HB, Missouri, 6-1, 205.

12. LOWNDES SHGLER

QB, Clemson, 6-1, 205.

13. DON GOODMAN

HB, Florida, 6-0, 200.

14. BILL SHAW

G, Georgia Tech, 6-3, 222

(went to AFL).

15. JULIUS VARNADO

T, San Francisco State, 6-4, 220. (went to AFL)

16. JERRY STEFFEN

HB, Colorado, 6-0, 190.

17. EVERETT CLOUD

HB, Maryland, 6-0, 190.

18. RANDY WILLIAMS

HB, Indiana, 6-3, 208.

19. LYNN HOYEM*

C, Long Beach State, 6-4, 225.

20. JERRY MORGAN

QB, Iowa State, 6-3, 195.

1962

(Drafted 4th)

1. NO CHOICE

Choice traded to Cleveland for first round pick in 1961 when Cowboys picked BOB LILLY.

2. SONNY GIBBS*

QB, TCU, 6-7, 225

3. (A) NO CHOICE

Choice to Chicago for DON MEREDITH.

3. (B) BOBBY PLUMMER

G, TCU, 6-2, 235 - Choice from Cleveland for DUANE PUTNAM.

4. NO CHOICE

Choice to San Francisco for BILL HERCHMAN.

5. NO CHOICE

Choice to Los Angeles for JIMMY HARRIS.

6. (A) DONNIE DAVIS

TE, Southern University, 6-2, 235.

6. (B) GEORGE ANDRIE

DE, Marquette, 6-7, 247 - Choice and ALLEN GREEN from New York for FRED DUGAN.

7. NO CHOICE

Choice to Los Angeles for JOHN HOUSER.

8. KEN TUREAUD

RB, Michigan, 6-1, 198.

9. NO CHOICE

Choice to Baltimore for DON PERKINS.

10. JOHN M. LONGMEYER

G, Southern Illinois, 6-3, 230.

11. LARRY HUDAS

WR, Michigan St., 6-4, 208.

12. NO CHOICE

Choice to Green Bay for STEVE MEILINGER.

13. ROBERT MOSES

TE, Texas, 6-3, 211.

BOLD Indicates Made Active Roster

*Drafted As Future

14. **HAROLD HAYS***
G, Southern Mississippi, 6-3, 218.
15. **GUY REESE**
T, SMU, 6-5, 238.
16. **ROBERT JOHNSTON**
T, Rice, 6-4, 215.
17. **RAY JACOBS**
DT, Howard Payne, 6-3, 265 (went to AFL).
18. **DAVE CLOUTIER***
RB, Maine, 6-0, 195 (went to AFL).
19. **PAUL HOLMES**
T, Georgia, 6-5, 220.
20. **AMOS BULLOCKS**
RB, Southern Illinois, 6-1, 197.

1963

(Drafted 6th)

1. **LEE ROY JORDAN**
LB, Alabama, 6-2, 210.
2. **NO CHOICE**
Choice traded, along with ninth choice, to Chicago for **CHUCK HOWLEY**.
3. **JIM PRICE**
LB, Auburn, 6-3, 225.
4. **WHALEY HALL***
G, Mississippi, 6-3, 230.
5. **NO CHOICE**
Choice traded to New York for **DICK NOLAN**.
6. **NO CHOICE**
Choice traded to Green Bay for **JOHN SUTRO**.
7. **MARV CLOTHIER**
G, Kansas, 6-4, 220.
8. **NO CHOICE**
Choice traded to Green Bay for **LEE FOLKINS**.
9. **NO CHOICE**
Choice traded to Chicago.
10. **ROD SCHEYER**
T, Washington, 6-2, 220.
11. **RAY SCHOENKE**
C, Southern Methodist, 6-3, 225.
12. **BILL PERKINS**
FB, Iowa, 6-2, 218.
13. **PAUL WICKER***
T, Fresno State, 6-5, 248.
14. **LOU CIOCI**
LB, Boston College, 6-2, 225.
15. **JERRY OVERTON**
WR, Utah, 6-2, 192.
16. **DENNIS GOLDEN**
T, Holy Cross, 6-4, 235.
17. **ERNEST PARKS***
G, McMurry, 6-4, 230 (went to AFL).
18. **BILL FRANK**
T, Colorado, 6-4, 250.

19. **JIM STIGER**
RB, Washington, 5-11, 195.
20. **TOMMY LUCAS**
TE, Texas, 6-3, 218.

1964

(Drafted 4th)

1. **SCOTT APPLETON**
DT, Texas, 6-3, 240.
2. **MEL RENFRO**
DB, Oregon, 6-0, 195.
3. **NO CHOICE**
Choice traded to L.A. Rams for **BOB LONG** and **JOHN MEYERS**.
4. **PERRY LEE DUNN**
DB, Mississippi, 6-2, 205.
5. **NO CHOICE**
Choice traded to Green Bay for **GARY BARNES**.
6. **(A) BILLY LOTHRIE**
K-QB, Georgia Tech, 6-1, 188.
6. **(B) JIM CURRY**
WR, Cincinnati, 6-4, 215 - Choice from Cleveland for **ANDY CVERCKO**.
6. **(C) JIMMY EVANS**
WR, Texas Western, 6-1, 194 - Choice from Green Bay for **JERRY NORTON**.
7. **BOB HAYES***
WR, Florida A&M, 5-11, 189.
8. **AL GEVERINK**
RB, UCLA, 6-2, 190.
9. **JAKE KUPP**
G, Washington, 6-3, 215.
10. **ROGER STAUBACH***
QB, Navy, 6-2, 190.
11. **BOBBY CRENSHAW**
G, Baylor, 6-3, 230 (went to AFL).
12. **JOHNNY NORMAN**
WR, Northwestern Louisiana, 6-1, 185.
13. **JERRY RHOME***
QB, Tulsa, 6-0, 185.
14. **JIM WORDEN**
LB, Wittenberg, 6-1, 230.
15. **BILL VAN BURKLEO**
WR, Tulsa, 5-11, 185.
16. **PAUL CERCEL**
C, Pittsburgh, 6-2, 222.
17. **HARRY ABELL***
LB, Missouri, 6-3, 212 (went to AFL).
18. **NO SELECTION**
Player chosen not eligible.
19. **H.D. MURPHY**
DB, Oregon, 6-0, 190.
20. **JOHN HUGHES**
LB, Southern Methodist, 6-2, 220.

1965

(Drafted 6th)

1. **CRAIG MORTON**
QB, California, 6-4, 215.
2. **MALCOLM WALKER**
LB, Rice, 6-4, 245.
3. **NO CHOICE**
Choice traded to Green Bay (who traded it to New York) for **JOHN ROACH**.
4. **(A) JIM SIDLE**
FB, Auburn, 6-2, 215.
4. **(B) BOB SVIHUS**
T, USC, 6-4, 240 (went to AFL) Choice from Detroit for **SONNY GIBBS**.
5. **ROGER PETTEE**
LB, Florida, 6-4, 230.
6. **SONNY UTZ**
RB, VPI, 5-11, 215.
7. **BRIG OWENS**
DB, Cincinnati, 5-11, 183.
8. **RUSSELL WAYT**
LB, Rice, 6-4, 235.
9. **JIM ZANIOS**
FB, Texas Tech, 6-0, 215.
10. **GAYLON MCCOLLOUGH**
C, Alabama, 6-3, 215.
11. **JETHRO PUGH**
DT, Elizabeth City State, 6-6, 255.
12. **ERNE KELLERMAN**
QB, Miami, OH, 6-0, 175.
13. **JACK SCHRAUB**
TE, California, 6-6, 210.
14. **GARRY PORTERFIELD**
DE, Tulsa, 6-3, 235.
15. **GENE FOSTER**
RB, Arizona State, 6-0, 195 (went to AFL).
16. **DOUG McDOUGAL**
E, Oregon State, 6-4, 228.
17. **MITCH JOHNSON**
T, UCLA, 6-4, 245.
18. **MARTIN AMSLER**
DT, Evansville, 6-5, 250.
19. **MERV RETTENMUND**
HB, Ball State, 5-10, 195.
20. **RON BARLOW***
T, Kansas State, 6-2, 230.

1966

(Drafted 5th)

1. **JOHN NILAND**
G, Iowa, 6-3, 245.
2. **WILLIE TOWNES***
DE, Tulsa, 6-5, 265.
3. **NO CHOICE**
Choice to San Francisco for **LEON DONOHUE**.
4. **NO CHOICE**
Choice to Baltimore for **RALPH NEELY**.

ALL-TIME DRAFT

- (A) NO CHOICE
Choice to San Francisco for J.D. SMITH.
- (B) WALT GARRISON**
RB, Oklahoma State, 6-0, 209
Choice from Baltimore through Detroit for AMOS MARSH.
- BOB DUNLEVY**
WR, West Virginia, 6-4, 195.
- ART ROBINSON**
TE, Florida A&M, 6-0, 208.
- DON KUNIT**
RB, Penn State, 6-2, 200.
- DARRELL ELAM**
FL, West Virginia Tech, 6-2, 189.
- MASON MITCHELL**
RB, Washington, 6-1, 170.
- AUSTIN DENNEY***
TE, Tennessee, 6-2, 225.
- (A) LES SHY**
RB, Long Beach State, 6-1, 200. - Choice from Pittsburgh for LEE FOLKINS.
- (B) CRAIG BAYNHAM***
RB, Georgia Tech, 6-1, 200.
- RONNIE LAMB**
RB, South Carolina, 6-2, 216.
- LEWIS TURNER**
RB, Norfolk State, 6-2, 183.
- MARK GARTUNG***
DT, Oregon State, 6-4, 255.
- TOM PIGGEE**
RB, San Francisco State, 5-11, 200.
- GEORGE ALLEN**
T, West Texas State, 6-7, 245
(went to AFL).
- STEVE ORR**
DT, Washington, 6-4, 230.
- BRYON JOHNSON**
T, Central Washington State, 6-5, 255.
- LOU HUDSON**
FL, Minnesota, 6-5, 220.

1967

(Drafted 23rd)

- NO CHOICE
Choice given along with second and two fifths, to Houston for RALPH NEELY.
- NO CHOICE
NEELY trade.
- PHIL CLARK**
DB, Northwestern, 6-2, 207.
- CURTIS MARKER**
G, Northern Michigan, 6-2, 253.
- (A) NO CHOICE
Choice and JIM STEFFEN from Washington for BRIG OWENS, MITCH JOHNSON & JAKE KUPP; NEELY trade.

- (B) NO CHOICE
Choice from Cleveland for JOE BOB ISBELL; NEELY trade.
- (C) NO CHOICE
Choice to Green Bay for HENRY GREMMINGER.
- SIMS STOKES**
DB, Northern Arizona, 6-1, 198.
- RAYFIELD WRIGHT**
DE, Ft. Valley State, 6-7, 235.
- STEVE LAUB**
QB, Illinois Wesleyan, 6-1, 190.
- BYRON MORGAN**
DB, Findlay (Ohio), 6-3, 212.
- EUGENE BOWEN**
RB, Tennessee A&I, 5-8, 210.
- PAT RILEY**
WR, Kentucky, 6-2, 205.
- HAROLD DETERS**
K, North Carolina State, 6-0, 200.
- AL KERKIAN**
DE, Akron, 6-6, 235.
- TOM BOYD**
G, Tarleton State, 6-3, 250.
- LEAVIE DAVIS**
DB, Edward Waters College, FL, 6-4, 210.
- PAUL BROTHERS**
HB, Oregon State, 6-1, 195.
- GEORGE ADAMS**
LB, Morehead State, KY, 6-2, 218.

1968

(Drafted Alternately
20th, 19th, 21st)

- DENNIS HOMAN**
FL, Alabama, 6-1, 181.
- DAVID McDANIELS**
WR, Mississippi Valley, 6-4, 200.
- (A) NO CHOICE
Choice to Minnesota for LANCE RENTZEL.
- (B) ED HARMON
LB, Louisville, 6-4, 246 - Choice from Chicago for AUSTIN DENNEY and MAC PERCIVAL.
- (A) NO CHOICE
Choice to New Orleans for LARRY STEPHENS.
- (B) JOHN DOUGLAS
LB, Missouri, 6-2, 215 - Choice from New York for JIM COLVIN.
- BLAINE NYE**
G, Stanford, 6-4, 255.
- D.D. LEWIS**
LB, Mississippi State, 6-1, 210.
- BOB TAUCHER**
T, Nebraska, 6-4, 251.

- FRANK BROWN**
DE, Albany State, GA, 6-3, 249.
- KEN KMIEC**
DB, Illinois, 6-2, 187.
- BEN OLISON**
FL, Kansas, 6-1, 170.
- RON SHOTTS**
RB, Oklahoma, 6-0, 206.
- WILSON WHITTY**
LB, Boston University, 6-3, 224.
- CARTER LORD**
TE, Harvard, 6-2, 214.
- RON WILLIAMS**
DB, West Virginia, 6-2, 190.
- TOMMY LUNCEFORD**
P, Auburn, 6-2, 202.
- LARRY COLE**
DE, Hawaii, 6-5, 250.
- GEORGE NORDGREN**
RB, Houston, 6-0, 200.

1969

(Drafted Alternately
24th, 23rd, 22nd)

- CALVIN HILL**
RB, Yale, 6-3, 230.
- RICHMOND FLOWERS**
WR, Tennessee, 6-0, 183.
- (A) TOM STINIC**
LB, Michigan, 6-2, 226.
- (B) HALVOR HAGEN**
DE, Weber State, 6-5, 250 - Choice from San Francisco for HAROLD HAYES.
- NO CHOICE
Choice to New Orleans for - DAVE SIMMONS.
- (A) NO CHOICE
Choice to Baltimore for ANDY STYNCHULA.
- (B) CHUCK KYLE
LB, Purdue, 6-1, 220 - Choice from Los Angeles for COY BACON.
- RICH SHAW**
FL, Arizona St., 6-4, 205.
- LARRY BALES**
WR, Emory & Henry, 5-11, 185.
- ELMER BENHARDT**
LB, Missouri, 6-2, 200.
- CLAXTON WELCH**
RB, Oregon, 5-11, 200.
- STUART GOTTLIEB**
G, Weber State, 6-5, 250.
- CLARENCE WILLIAMS**
DT, Prairie View A&M, 6-5, 250.
- BOB BELDEN**
QB, Notre Dame, 6-2, 210.
- RENE MATISON**
WR, New Mexico, 6-0, 185.
- GERALD LUTRI**
T, Northern Michigan, 6-4, 256.

15. **BILL JUSTUS**
DB, Tennessee, 6-1, 180.
16. **FLOYD KERR**
DB, Colorado State, 6-3, 195.
17. **BILL BAILEY**
DT, Lewis & Clark, 6-4, 260.

1970

(Drafted 23rd)

1. **DUANE THOMAS**
RB, West Texas, 6-1, 220.
2. **(A) BOB ASHER**
T, Vanderbilt, 6-5, 250 - Choice from Chicago for CRAIG BAYNHAM and PHIL CLARK.
2. **(B) MARGENE ADKINS**
WR, Herderson J.C., 5-10, 183.
3. **(A) CHARLIE WATERS**
CB, Clemson, 6-1, 193 - Choice from Houston through Cleveland for JERRY RHOME.
3. **(B) STEVE KINER**
LB, Tennessee, 6-1, 220 - Choice from Cleveland for JERRY RHOME.
3. **(C) DENTON FOX**
S, Texas Tech, 6-2, 205.
4. **JOHN FITZGERALD**
T, Boston College, 6-4, 265.
5. **NO CHOICE**
Choice to St. Louis for BOBBY JOE CONRAD.
6. **PAT TOOMAY**
DE, Vanderbilt, 6-5, 230.
7. **DON ABBEY**
LB, Penn State, 6-2, 252.
8. **JERRY DOSSEY**
G, Arkansas, 6-4, 244.
9. **ZENON ANDRUSYSHYN**
K, UCLA, 6-2, 212.
10. **PETE ATHAS**
S, Dade J.C., 6-0, 186.
11. **IVAN SOUTHERLAND**
DT, Clemson, 6-4, 246.
12. **JOE WILLIAMS**
RB, Wyoming, 6-1, 193.
13. **MARK WASHINGTON**
CB, Morgan State, 5-11, 183.
14. **JULIAN MARTIN**
WR, North Carolina Central, 6-3, 190.
15. **KEN DeLONG**
TE, Tennessee, 6-2, 223.
16. **SEABERN HILL**
CB, Arizona St., 6-2, 195.
17. **GLENN PATTERSON**
C, Nebraska, 6-3, 220.
3. **(A) SAM SCARBER**
RB, New Mexico, 6-2, 235 - Choice from St. Louis for JOHN WILBUR.
3. **(B) BILL GREGORY**
DE, Wisconsin, 6-5, 240.
4. **(A) JOE CARTER**
TE, Grambling, 6-3, 219 - Choice from New Orleans for WILLIE TOWNES.
4. **(B) BUDDY MITCHELL**
T, Mississippi, 6-5, 232.
5. **RON KADZIEL**
LB, Stanford, 6-3, 215.
6. **STEVE MAIER**
WR, Northern Arizona, 6-3, 192.
7. **BILL GRIFFIN**
T-G, Catawba, 6-5, 250.
8. **RON JESSIE**
WR, Kansas, 6-0, 183.
9. **HONOR JACKSON**
WR, Pacific, 6-2, 190.
10. **RODNEY WALLACE**
DT, New Mexico, 6-5, 260.
11. **ERNEST BONWELL**
LB, Lane College, 6-4, 225.
12. **STEVE GOEPEL**
QB, Colgate, 6-2, 200.
13. **JAMES FORD**
RB, Texas Southern, 6-0, 200.
14. **TYRONE COUEY**
DB, Utah State, 6-2, 194.
15. **BOB YOUNG**
TE, Delaware, 6-5, 250.
16. **JOHN BRENNAN**
T, Boston College, 6-3, 260.
17. **JOHN BOMER**
C, Memphis State, 6-3, 230.

1972

(Drafted 26th)

1. **BILL THOMAS**
RB, Boston College, 6-2, 225.
2. **(A) ROBERT NEWHOUSE**
RB, Houston, 5-10, 202 - Choice from New England for HALVOR HAGEN and HONOR JACKSON.
2. **(B) JOHN BABINECZ**
LB, Villanova, 6-1, 222 - Choice from New Orleans for MARGENE ADKINS.
2. **(C) CHARLES MCKEE**
WR, Arizona, 6-2, 199.
3. **(A) MIKE KELLER**
LB, Michigan, 6-4, 221 - Choice from New England for HALVOR HAGEN and HONOR JACKSON.
3. **(B) MARV BATEMAN**
P-K, Utah, 6-4, 213.
4. **(A) TIM KEARNEY**
LB, Northern Michigan, 6-2, 225 - Choice from New Orleans for JOE WILLIAMS.

1971

(Drafted 25th)

1. **TODY SMITH**
DE, Southern Cal., 6-5, 250.
2. **ISAAC THOMAS**
CB, Bishop, 6-2, 190.

4. **(B) ROBERT WEST**
WR, San Diego St., 6-4, 218 - Choice from New England for STEVE KINER.
4. **(C) CHARLES ZAPIEC**
LB, Penn State, 6-2, 222 - Choice from Detroit for RON JESSIE.
4. **(D) NO CHOICE**
Choice to New Orleans for DON TALBERT.
5. **NO CHOICE**
Choice to San Diego for TONY LISCIO.
6. **CHARLES BOLDEN**
DB, Iowa, 6-3, 195.
7. **NO CHOICE**
Choice to Chicago for LEE ROY CAFFEY.
8. **RALPH COLEMAN**
LB, North Carolina A&T, 6-4, 216.
9. **ROY BELL**
RB, Oklahoma, 5-10, 208.
10. **RICHARD AMMAN**
DE, Florida State, 6-5, 234.
11. **LONNIE LEONARD**
T-G, North Carolina A&T, 6-4, 244.
12. **JIMMY HARRIS**
WR, Ohio State, 5-10, 180.
13. **JEAN FUGETT**
TE, Amherst, 6-3, 219.
14. **ALAN THOMPSON**
RB, Wisconsin, 6-0, 225.
15. **CARLOS ALVAREZ**
WR, Florida, 5-10, 198.
16. **GORDON LONGMIRE**
QB, Utah, 6-1, 205.
17. **ALFONSO CAIN**
DT, Bethune-Cookman, 6-3, 271.

1973

(Drafted Alternately
20th, 22nd, 21st)

1. **BILLY JOE DuPREE**
TE, Michigan State, 6-4, 225.
2. **(A) GOLDEN RICHARDS**
WR, Hawaii, 6-0, 172 - Choice from Green Bay for RON WIDBY and IKE THOMAS.
2. **(B) NO CHOICE**
Choice to Chicago as compensation for signing JACK CON-CANNON.
3. **(A) HARVEY MARTIN**
DT, East Texas State, 6-5, 262 - Choice from Houston through New Orleans for TOM STINCIC.
3. **(B) NO CHOICE**
Choice to New England for RON SELLERS.
4. **DRANE SCRIVENER**
DB, Tulsa, 6-0, 176.

ALL-TIME DRAFT

5. **BRUCE WALTON**
T, UCLA, 6-6, 251.
6. **BOB LEYEN**
G, Yale, 6-4, 256.
7. **RODRIGO BARNES**
LB, Rice, 6-1, 215.
8. **DAN WERNER**
QB, Michigan State, 6-4, 195.
9. **MIKE WHITE**
CB, Minnesota, 6-0, 196.
10. **CARL JOHNSON**
LB, Tennessee, 6-1, 225.
11. **GERALD CASWELL**
G, Colorado State, 6-4, 250.
12. **JIM ARNESON**
G, Arizona, 6-3, 236.
13. **JOHN SMITH**
WR, UCLA, 6-1, 187.
14. **BOB THORNTON**
G-C, North Carolina, 6-3, 234.
15. **WALT BAISY**
LB, Grambling, 6-2, 222.
16. **JOHN CONLEY**
TE, Hawaii, 6-2, 228.
17. **LES STRAYHORN**
RB, East Carolina, 5-10, 205.

1974**(Drafted Alternately
22nd, 21st, 20th, 23rd)**

1. **(A) ED JONES**
DE, Tennessee State, 6-8, 260
Choice from Houston for TODY
SMITH and BILLY PARKS.
1. **(B) CHARLES YOUNG**
RB, North Carolina State, 6-1,
215.
2. **NO CHOICE**
Choice and RON SELLERS to
Miami for OTTO STOWE.
3. **(A) DANNY WHITE**
QB, Arizona State, 6-2, 180 -
Choice from Houston for TODY
SMITH and BILLY PARKS.
3. **(B) CALVIN PETERSON**
LB, UCLA, 6-3, 218.
4. **(A) KEN HUTCHERSON**
LB, Livingston State, 6-1, 214 -
Choice from Oakland for
GLOSTER RICHARDSON.
4. **(B) ANDY ANDRADE**
RB-DB, Northern Michigan,
5-11, 193.
5. **JOHN KELSEY**
T, Missouri, 6-6, 226.
6. **JIM BRIGHT**
DB, UCLA, 6-1, 210.
7. **RAYMOND NESTER**
LB, Michigan State, 6-2, 224.
8. **MIKE HOLT**
DB, Michigan State, 5-11, 176.
9. **BILL DULIN**
T, Johnson C. Smith, 6-6, 244.

10. **DENNIS MORGAN**
DB, Western Illinois, 5-11, 203.
11. **HARVEY McGEE**
WR, Southern Mississippi, 6-2,
209.
12. **KEITH BOBO**
QB, Southern Methodist, 6-3,
196.
13. **FRED LIMA**
K, Colorado, 5-9, 202.
14. **DOUG RICHARDS**
DB, Brigham Young, 6-4, 185.
15. **BRUCE CRAFT**
DT, Geneva, Pa., 6-4, 232.
16. **GENE KILLIAN**
T, Tennessee, 6-4, 225.
17. **LAWRIE SKOLROOD**
T, North Dakota, 6-5, 230.

1975**(Drafted 18th)**

1. **(A) RANDY WHITE**
DE, Maryland, 6-4, 250 -
Choice from N.Y. Giants for
CRAIG MORTON.
1. **(B) THOMAS
HENDERSON**
LB, Langston, 6-2, 214.
2. **BURTON LAWLESS**
G, Florida, 6-4, 253.
3. **BOB BREUNIG**
LB, Arizona State, 6-2, 236.
4. **(A) PAT DONOVAN**
DE, Stanford, 6-5, 240 - Choice
from Houston for MIKE MONT-
GOMERY.
4. **(B) RANDY HUGHES**
DB, Oklahoma, 6-4, 209.
5. **(A) KYLE DAVIS**
C, Oklahoma, 6-3, 240 -
Choice from Green Bay for
JACK CONCANNON.
5. **(B) NO CHOICE**
Choice to Cincinnati for
CLINT LONGLEY.
6. **ROLLY WOOLSEY**
DB, Boise State, 6-1, 175.
7. **MICHAEL HEGMAN**
LB, Tennessee State, 6-4,
220.
8. **MITCH HOOPES**
P, Arizona, 6-0, 210.
9. **ED JONES**
DB, Rutgers, 6-0, 193.
10. **DENNIS BOOKER**
RB, Millersville State, 6-1, 235.
11. **GREG KRPALEK**
C, Oregon State, 6-5, 242.
12. **CHUCK BLAND**
DB, Cincinnati, 5-11, 188.
13. **HERB SCOTT**
G, Virginia Union, 6-2, 248.

14. **SCOTT LAIDLAW**
RB, Stanford, 6-0, 206.
15. **WILLIE HAMILTON**
RB, Arizona, 5-11, 182.
16. **PETE CLARK**
TE, Colorado State, 6-4, 234.
17. **JIM TESTERMAN**
TE, Dayton, 6-5, 225.

1976**(Drafted 27th)**

1. **AARON KYLE**
DB, Wyoming, 5-11, 183.
2. **(A) JIM JENSEN**
RB, Iowa, 6-4, 226 - Choice
from N.Y. Giants for CRAIG
MORTON.
2. **(B) JIM EIDSON**
G, Mississippi St., 6-4, 253.
3. **(A) DUKE FERGERSON**
WR, San Diego St., 6-1, 186 -
Choice from San Francisco for
BOB HAYES.
3. **(B) JOHN SMITH**
RB, Boise State, 6-0, 191 -
Choice from Denver for OTTO
STOWE.
3. **(C) BUTCH JOHNSON**
WR, UC-Riverside, 6-1, 175.
4. **TOM RAFFERTY**
G, Penn State, 6-3, 248.
5. **WALLY PESUIT**
T, Kentucky, 6-4, 260.
6. **GREG McGUIRE**
T, Indiana, 6-3, 265.
7. **(A) GREG SCHAUM**
DT, Michigan State, 6-4, 246 -
Choice from San Diego for
KEN HUTCHERSON.
7. **(B) DAVID WILLIAMS**
RB, Colorado, 6-2, 210.
8. **HENRY LAWS**
DB, South Carolina, 5-10,
171.
9. **BEASLEY REECE**
DB, North Texas, 6-1, 193.
10. **LEROY COOK**
DE, Alabama, 6-4, 212.
11. **CORNELIUS GREEN**
QB, Ohio, 5-11, 170.
12. **CHARLES McSHANE**
LB, Cal Lutheran, 6-2, 211.
13. **MARK DRISCOLL**
QB, Colorado St., 6-1, 184.
14. **LARRY MUSHINSKIE**
TE, Nebraska, 6-3, 217.
15. **DALE CURRY**
LB, UCLA, 6-2, 222.
16. **RICH COSTANZO**
T, Nebraska, 6-4, 260.
17. **STAN WOODFILL**
K, Oregon, 6-0, 190.

1977

(Drafted Alternately
24th, 25th, 26th)

- 1. TONY DORSETT**
RB, Pittsburgh, 5-11, 192 -
Choice from Seattle for Cow-
boys' first-round choice and
three second-round choices.
- 2. GLENN CARANO**
QB, Nevada-Las Vegas, 6-3,
195 - Choice from Seattle for
DUKE FERGERSON.
- 3. (A) TONY HILL**
WR, Stanford, 6-2, 196 -
Choice from Philadelphia for
JOHN NILAND.
- 3. (B) VAL BELCHER**
G, Houston, 6-3, 250.
- 4. GUY BROWN**
LB, Houston, 6-4, 215.
- 5. ANDY FREDERICK**
OL, New Mexico, 6-6, 241.
- 6. JIM COOPER**
T, Temple, 6-5, 252.
- 7. DAVID STALLS**
DT, Northern Colorado, 6-4, 236.
- 8. (A) AL CLEVELAND**
DL, Pacific, 6-4, 246 - Choice
from San Diego for MITCH
HOOPES.
- 8. (B) FRED WILLIAMS**
RB, Arizona State, 5-10, 189.
- 9. MARK CANTRELL**
C, North Carolina, 6-3, 252.
- 10. STEVE DeBERG**
QB, San Jose State, 6-2, 205.
- 11. DON WARDLOW**
TE, Washington, 6-6, 230.
- 12. GREG PETERS**
OL, California, 6-5, 257.

1978

(Drafted 28th)

- 1. LARRY BETHEA**
DL, Michigan State, 6-5, 258.
- 2. TODD CHRISTENSEN**
RB-TE, Brigham Young, 6-3,
224.
- 3. DAVID HUDGENS**
OL, Oklahoma, 6-5, 245.
- 4. ALOIS BLACKWELL**
RB, Houston, 5-11, 194.
- 5. RICH ROSEN**
G, Syracuse, 6-3, 242.
- 6. HAROLD RANDOLPH**
LB, East Carolina, 6-1, 191.
- 7. TOM RANDALL**
DT, Iowa State, 6-5, 248.
- 8. HOMER BUTLER**
WR, UCLA, 6-1, 184.
- 9. RUSS WILLIAMS**
DB, Tennessee, 6-1, 197.

- 10. BARRY TOMASETTI**
OL, Iowa, 6-3, 249.
- 11. DENNIS THURMAN**
S, Southern Cal, 5-11, 172.
- 12. LEE WASHBURN**
OL, Montana State, 6-6, 253.

1979

(Drafted 27th)

- 1. ROBERT SHAW**
C, Tennessee, 6-4, 252.
- 2. AARON MITCHELL**
CB, Nevada-Las Vegas, 6-1, 196.
- 3. DOUG COSBIE**
TE, Santa Clara, 6-6, 230 -
Swapped choices with Seattle
in BILL GREGORY trade.
- 4. RALPH DeLOACH**
DE, California, 6-5, 254.
- 5. (A) BOB HUKILL**
OL, North Carolina, 6-5, 250 -
Choice from Chicago for
GOLDEN RICHARDS.
- 5. (B) CURTIS ANDERSON**
DE, Central State, OH, 6-6, 240
- Choice from Seattle for
EFREN HERRERA.
- 5. (C) RON SPRINGS**
RB, Ohio State, 6-0, 197.
- 6. (A) TIM LAVENDER**
CB, Southern Cal, 6-3, 187 -
Choice from Seattle for BILL
GREGORY.
- 6. (B) MIKE SALZANO**
OL, North Carolina, 6-3, 242 -
Choice from Denver for JIM
JENSEN.
- 6. (C) CHRIS De FRANCE**
WR, Arizona State, 6-1, 205.
- 7. GREG FITZPATRICK**
LB, Youngstown, 6-2, 227.
- 8. BRUCE THORNTON**
DT, Illinois, 6-5, 266.
- 9. GARRY COBB**
LB, Southern Cal, 6-2, 209.
- 10. MIKE CALHOUN**
DT, Notre Dame, 6-4, 228.
- 11. NO CHOICE**
Choice to Detroit for SKIP -
BUTLER.
- 12. QUENTIN LOWRY**
LB, Youngstown, 6-2, 225.

1980

(Drafted Alternately
23rd, 24th, 25th)

- 1. NO CHOICE**
Choice given along with sec-
ond-round choice to Baltimore
for JOHN DUTTON.
- 2. NO CHOICE**
Choice given along with first-
round choice to Baltimore for
JOHN DUTTON.

- 3. (A) BILL ROE**
LB, Colorado, 6-3, 220 -
Choice from Chicago for
GOLDEN RICHARDS.
- 3. (B) JAMES JONES**
RB, Mississippi State, 5-10,
200.
- 4. KURT PETERSEN**
DL, Missouri, 6-5, 255.
- 5. GARY HOGBOOM**
QB, Central Michigan, 6-4, 195.
- 6. TIMMY NEWSOME**
RB, Winston-Salem State, 6-1,
228.
- 7. LESTER BROWN**
RB, Clemson, 5-11, 176.
- 8. LARRY SAVAGE**
LB, Michigan State, 6-3, 225.
- 9. JACKIE FLOWERS**
WR, Florida State, 6-0, 194.
- 10. MATTHEW TEAGUE**
DE, Prairie View A&M, 6-4, 238.
- 11. GARY PADJEN**
LB, Arizona State, 6-1, 238.
- 12. NORM WELLS**
DT, Northwestern, 6-5, 249.

1981

(Drafted Alternately
25th and 26th)

- 1. HOWARD RICHARDS**
T, Missouri, 6-5, 255.
- 2. DOUG DONLEY**
WR, Ohio State, 6-0, 180.
- 3. GLEN TITENSOR**
DL, Brigham Young, 6-4, 250.
- 4. (A) SCOTT PELLUER**
LB, Washington State, 6-1, 213
Choice from San Francisco for
THOMAS HENDERSON.
- 4. (B) DERRIE NELSON**
LB, Nebraska, 6-2, 217.
- 5. DANNY SPRADLIN**
LB, Tennessee, 6-1, 229.
- 6. VINCE SKILLINGS**
DB, Ohio State, 5-11, 176.
- 7. (A) RON FELLOWS**
DB, Missouri, 5-11, 165 -
Choice from Tampa Bay for
DAVE STALLS.
- 7. (B) KEN MILLER**
DB, East Michigan, 5-11, 180.
- 8. PAUL PIUROWSKI**
LB, Florida State, 6-2, 219.
- 9. MIKE WILSON**
WR, Washington State, 6-3, 202.
- 10. PAT GRAHAM**
DT, California, 6-3, 257.
- 11. TIM MORRISON**
G, Georgia, 6-3, 258.
- 12. NATE LUNDY**
WR, Indiana, 6-0, 169.

ALL-TIME DRAFT

1982

(Drafted 26th)

- 1. ROD HILL**
CB, Kentucky State, 6-0, 185.
- 2. JEFF ROHRER**
LB, Yale, 6-3, 224.
- 3. JIM ELIOPULOS**
LB, Wyoming, 6-3, 229.
- 4. (A) BRIAN CARPENTER**
CB, Michigan, 5-10, 166 - Choice from Tampa Bay for DAVE STALLS.
- 4. (B) MONTY HUNTER**
S, Salem College, 6-0, 201.
- 5. PHIL POZDERAC**
T, Notre Dame, 6-9, 260.
- 6. (A) KEN HAMMOND**
G, Vanderbilt, 6-4, 270 - Choice from Cleveland for BRUCE HUTHER.
- 6. (B) CHARLES DAUM**
DL, Cal Poly-SLO, 6-6, 241.
- 7. BILL PURIFOY**
DL, Tulsa, 6-7, 249.
- 8. (A) GEORGE PEOPLES**
RB, Auburn, 6-0, 211 - Choice from Denver through Buffalo for WADE MANNING.
- 8. (B) DWIGHT SULLIVAN**
RB, N. Carolina State, 6-0, 205.
- 9. JOE GARY**
DL, UCLA, 6-5, 273.
- 10. TODD ECKERSON**
T, North Carolina State, 6-4, 263.
- 11. (A) GEORGE THOMPSON**
WR, Albany State, GA, 6-3, 209 - Choice from Tampa Bay for AARON MITCHELL.
- 11. (B) MICHAEL WHITING**
RB, Florida State, 6-1, 210.
- 12. RICH BURTNESSE**
G, Montana, 6-4, 257.

1983

(Drafted Alternately 23rd, 24th, 21st, 22nd)

- 1. JIM JEFFCOAT**
DE, Arizona State, 6-5, 260.
- 2. MIKE WALTER**
LB, Oregon, 6-3, 230.
- 3. BRYAN CALDWELL**
DE, Arizona State, 6-4, 248.
- 4. CHRIS FAULKNER**
TE, Florida, 6-4, 257.
- 5. CHUCK McSWAIN**
RB, Clemson, 6-0, 190.
- 6. REGGIE COLLIER**
QB, Southern Mississippi, 6-3, 207.
- 7. CHRIS SCHULTZ**
T, Arizona, 6-8, 259.
- 8. LAWRENCE RICKS**
RB, Michigan, 5-9, 194.

- 9. AL GROSS**
S, Arizona, 6-3, 186.
- 10. ERIC MORAN**
T, Washington, 6-5, 282.
- 11. DAN TAYLOR**
T, Idaho State, 6-3, 258.
- 12. LORENZO BOUIER**
RB, Maine, 6-0, 209.

1984

(Drafted Alternately 25th and 26th)

- 1. BILLY CANNON**
LB, Texas A&M, 6-4, 235.
- 2. (A) VICTOR SCOTT**
DB, Colorado, 6-0, 192 - Choice from Houston thru Minnesota for BUTCH JOHNSON.
- 2. (B) NO CHOICE**
Choice to Houston for MIKE RENFRO.
- 3. FRED CORNWELL**
TE, Southern California, 6-6, 236.
- 4. STEVE DeOSSIE**
LB, Boston College, 6-2, 250.
- 5. (A) STEVE PELLUER**
QB, Washington, 6-4, 204 - Choice from Tampa Bay for DANNY SPRADLIN.
- 5. (B) NORM GRANGER**
RB, Iowa, 5-9, 217.
- 6. (A) EUGENE LOCKHART**
LB, Houston, 6-2, 228 - Choice from Chicago for JAY SALDI.
- 6. (B) JOE LEVELIS**
G, Iowa, 6-3, 270.
- 7. ED MARTIN**
LB, Indiana State, 6-3, 218.
- 8. MIKE REVELL**
RB, Bethune-Cookman, 5-11, 197.
- 9. (A) JOHN HUNT**
OL, Florida, 6-4, 262 - Choice from Indianapolis for RAUL ALLEGRE.
- 9. (B) NEAL MAUNE**
OL, Notre Dame, 6-4, 249.
- 10. BRIAN SALONEN**
TE, Montana, 6-3, 227.
- 11. DOWE AUGHTMAN**
DL, Auburn, 6-2, 272.
- 12. CARL LEWIS**
WR, Houston, 6-3, 187.

1984

U.S.F.L. SUPPLEMENTAL DRAFT

(Drafted Alternately 25th and 26th)

- 1. TODD FOWLER**
FB, Stephen F. Austin, 6-3, 218 - From Houston Gamblers.

- 2. MALCOLM MOORE**
WR, Southern California, 6-5, 205 - From Los Angeles Express.
- 3. JEFF SPEK**
TE, San Diego State, 6-3, 230 - From New Jersey Generals.

1985

(Drafted Alternately 17th, 16th, 20th, 19th, 18th)

- 1. KEVIN BROOKS**
DE, Michigan, 6-7, 265.
- 2. JESSE PENN**
LB, Virginia Tech, 6-3, 255.
- 3. CRAWFORD KER**
G, Florida, 6-4, 290.
- 4. ROBERT LAVETTE**
RB, Georgia Tech, 5-11, 195.
- 5. (A) HERSHEL WALKER**
RB, Georgia, 6-1, 224 - Choice from Houston for BUTCH JOHNSON.
- 5. (B) MATT DARWIN**
C/G, Texas A&M, 6-4, 265 - Choice from Cleveland thru Buffalo for ROD HILL.
- 6. (A) KURT PLOEGER**
DT, Gustavus Adolphus, 6-5, 250 - Choice from Indianapolis for STEVE WRIGHT.
- 6. (B) MATT MORAN**
C/G, Stanford, 6-4, 265.
- 7. (A) KARL POWE**
WR, Alabama State, 6-2, 175 - Choice from San Diego thru Kansas City for LAWRENCE RICKS.
- 7. (B) JIM HERRMANN**
DE, Brigham Young, 6-6, 265.
- 8. LEON GONZALEZ**
WR, Bethune-Cookman, 5-10, 160.
- 9. SCOTT STRASBURGER**
LB, Nebraska, 6-1, 220.
- 10. JOE JONES**
TE, Virginia Tech, 6-4, 245.
- 11. NEAL DELLOCONO**
LB, UCLA, 6-1, 220.
- 12. KARL JORDAN**
LB, Vanderbilt, 6-2, 245.

1986

(Drafted Alternately 21st, 20th, 19th, 18th)

- 1. (A) MIKE SHERRARD**
WR, UCLA, 6-2, 185 - Choice from San Francisco for Cowboys first and fifth-round choices.
- 1. (B) NO CHOICE**
Choice given to San Francisco along with fifth-round choice for San Francisco's first-round choice.

2. **DARRYL CLACK**
RB, Arizona State, 5-10, 207 -
Choice from Indianapolis for
GARY HOGBOOM.
3. **MARK WALLEN**
DT, UCLA, 6-5, 265.
4. **MAX ZENDEJAS**
K, Arizona, 5-11, 184.
5. **NO CHOICE**
Choice given to San Francisco
along with first-round choice
for San Francisco's first-round
choice.
6. **(A) THORNTON
CHANDLER**
TE, Alabama, 6-5, 238 - Choice
from Buffalo for ROD HILL.
6. **(B) STAN GELBAUGH**
QB, Maryland, 6-3, 207 - Choice
from Detroit for ANGELO KING.
6. **(C) LLOYD YANCEY**
G, Temple, 6-4, 275.
7. **JOHNNY HOLLOWAY**
DB, Kansas, 5-11, 181.
8. **TOPPER CLEMONS**
RB, Wake Forest, 5-11, 205.
9. **JOHN IONATA**
G, Florida State, 6-2, 280.
10. **BRYAN CHESTER**
G, Texas, 6-4, 260.
11. **GARTH JAX**
LB, Florida State, 6-2, 225.
12. **(A) CHRIS DULIBAN**
LB, Texas, 6-2, 216 - Choice
from Buffalo for ROD HILL.
12. **(B) TONY FLACK**
DB, Georgia, 6-1, 184.

1987**(Drafted Alternately
12th and 11th)**

1. **DANNY NOONAN**
DT, Nebraska, 6-4, 282.
2. **RON FRANCIS**
CB, Baylor, 5-9, 201.
3. **JEFF ZIMMERMAN**
OL, Florida, 6-3, 310.
4. **KELVIN MARTIN**
WR, Boston College, 5-9, 161.
5. **EVERETT GAY**
WR, Texas, 6-2, 204.
6. **JOE ONOSAI**
OL, Hawaii, 6-3, 283.
7. **KEVIN SWEENEY**
QB, Fresno State, 6-0, 191.
8. **KEVIN GOGAN**
T, Washington, 6-7, 295.
9. **ALVIN BLOUNT**
RB, Maryland, 5-9, 197.
10. **DALE JONES**
LB, Tennessee, 6-1, 234.
11. **JEFF WARD**
K, Texas, 5-9, 169.

12. **SCOTT ARMSTRONG**
LB, Florida, 6-1, 230.

1988**(Drafted Alternately
11th, 14th, 13th, 12th)**

1. **MICHAEL IRVIN**
WR, Miami, Fla., 6-2, 198.
2. **KEN NORTON, JR.**
LB, UCLA, 6-2, 224.
3. **MARK HUTSON**
G, Oklahoma, 6-3, 292.
4. **DAVE WIDELL**
T, Boston College, 6-6, 297.
5. **NO CHOICE**
Choice given to Seattle for
RON ESSINK.
6. **SCOTT SECULES**
QB, Virginia, 6-3, 220.
7. **OWEN HOOVEN**
T, Oregon State, 6-8, 302.
8. **MARK HIGGS**
RB, Kentucky, 5-7, 188.
9. **BRIAN BEDFORD**
WR, California, 6-4, 209.
10. **BILLY OWENS**
DB, Pittsburgh, 6-1, 198.
11. **CHAD HENNINGS**
DE, Air Force, 6-5, 251.
12. **BEN HUMMEL**
LB, UCLA, 6-4, 234.

1989**(Drafted 1st)**

1. **TROY AIKMAN**
QB, UCLA, 6-3, 220.
2. **(A) NO CHOICE**
Choice given along with sixth-
round choice to L.A. Raiders
for their second, third and fifth-
round choices.
2. **(B) DARYL JOHNSTON**
FB, Syracuse, 6-2, 237 -
Choice from L.A. Raiders along
with third and fifth-round choi-
ces for Cowboys' second and
sixth-round choices.
3. **(A) MARK STEPNOSKI**
OL, Pittsburgh, 6-2, 269.
3. **(B) RHONDY WESTON**
DE, Florida, 6-5, 274 - Choice from
L.A. Raiders along with second and
fifth-round choices for Cowboys'
second and sixth-round choices.
4. **TONY TOLBERT**
DE, Texas-El Paso, 6-6, 245.
5. **(A) KEITH JENNINGS**
TE, Clemson, 6-4, 241.
5. **(B) WILLIS CROCKETT**
LB, Georgia Tech, 6-3, 221 -
Choice from L.A. Raiders along
with second and third-round
choices for Cowboys' second
and sixth-round choices.

5. **(C) JEFF ROTH**
DT, Florida, 6-3, 256 - Choice
from Denver for TONY
DORSETT.
6. **NO CHOICE**
Choice given to L.A. Raiders
along with second-round
choice for Raiders' second,
third and fifth-round choices.
7. **KEVIN PETERSON**
LB, Northwestern, 6-2, 227.
8. **CHARVEZ FOGER**
RB, Nevada-Reno, 5-10, 211.
9. **TIM JACKSON**
DB, Nebraska, 5-11, 192.
10. **ROD CARTER**
LB, Miami, Fla., 6-1, 228.
11. **RANDY SHANNON**
LB, Miami, Fla., 6-0, 224.
12. **SCOTT ANKROM**
WR, Texas Christian, 6-1, 200.

1990**(Drafted 1st)**

1. **(A) NO CHOICE**
Choice used to select STEVE
WALSH in the 1989 supple-
mental draft.
1. **(B) EMMITT SMITH**
RB, Florida, 5-9, 199 - Choice
from Pittsburgh for first-round
choice obtained from Minn-
esota and third-round choice
obtained from San Francisco.
2. **ALEXANDER WRIGHT**
WR, Auburn, 6-0, 187.
3. **(A) NO CHOICE**
Choice to Minnesota in HER-
SCHEL WALKER trade.
3. **(B) JIMMIE JONES**
DT, Miami, Fla., 6-4, 284 -
Choice from New England
along with sixth and eighth-
round choices for third-round
choice obtained from Denver,
fifth-round choice obtained from
Miami and Cowboys' seventh-
round choice.
4. **NO CHOICE**
Choice to Denver in KEVIN
BROOKS trade.
5. **(A) NO CHOICE**
Choice to Washington for
DEAN HAMEL.
5. **(B) STAN SMAGALA**
CB, Notre Dame, 5-10, 184 -
Choice from L.A. Raiders for
sixth-round choice obtained
from Minnesota, eighth-round
choice obtained from New
England, ninth-round choice
obtained from Seattle, 10th-
round choice obtained from
Indianapolis and 11th-round
choice obtained from San
Francisco.

ALL-TIME DRAFT

6. **NO CHOICE**
Choice to San Diego along with sixth-round choice obtained from New England and sixth-round choice obtained from N.Y. Giants for San Diego's third-round choice in 1991.
7. **NO CHOICE**
Choice given to New England along with third-round choice obtained from Denver and fifth-round choice obtained from Miami for New England's third, sixth and eighth-round choices.
8. **NO CHOICE**
Choice to Detroit for PAUL PALMER.
9. **KENNETH GANT**
CB, Albany State, GA, 5-11, 178.
10. **NO CHOICE**
Choice to Minnesota in HER-SHCEL WALKER trade.
11. **DAVE HARPER**
LB, Humboldt State, 6-1, 220.
12. **NO CHOICE**
Choice used to select MIKE LOWMAN in the 1989 supplemental draft.

1991**(Drafted Alternately
13th and 14th)**

1. **(A) RUSSELL MARYLAND**
DT, Miami, 6-1, 274 - Choice from New England for first-round choice obtained from Minnesota, second-round choice, RON FRANCIS, DAVID HOWARD and EUGENE LOCKHART.
1. **(B) ALVIN HARPER**
WR, Tennessee, 6-3, 204.
2. **(A) DIXON EDWARDS**
LB, Michigan State, 6-1, 220 - Choice from Detroit for first-round choice obtained from Washington.
2. **(B) NO CHOICE**
Choice to New England along with first-round choice obtained from Minnesota, RON FRANCIS, DAVID HOWARD and EUGENE LOCKHART for New England's first-round draft choice.
3. **(A) GODFREY MYLES**
LB, Florida, 6-1, 242 - Choice obtained from San Diego for 1990 draft choices.
3. **(B) JAMES RICHARDS**
G, California, 6-4, 289 - Choice obtained from Detroit for first-round choice obtained from Washington.
3. **(C) NO CHOICE**
Choice to Minnesota in Herschel Walker trade.

3. **(D) ERIK WILLIAMS**
T, Central St. (OH), 6-5, 304 - Choice obtained from New Orleans in STEVE WALSH trade.
4. **(A) CURVIN RICHARDS**
RB, Pittsburgh, 5-9, 200.
4. **(B) BILL MUSGRAVE**
QB, Oregon, 6-2, 196 - Choice obtained from Kansas City in STEVE PELLUER trade.
4. **(C) TONY HILL**
DE, Tenn.-Chattanooga, 6-6, 250 - Choice obtained from Detroit for first-round choice obtained from Washington.
4. **(D) KEVIN HARRIS**
DE, Texas Southern, 6-5, 248 - Choice obtained from New England for first-round pick obtained from Minnesota.
5. **(A) NO CHOICE**
Choice sent to L.A. Raiders for JOHN GESEK.
5. **(B) DARRICK BROWNLOW**
LB, Illinois, 5-10, 245 - Choice obtained from Washington for first-round choice obtained from New England.
6. **MIKE SULLIVAN**
OL, Miami, 6-3, 278.
7. **(A) LEON LETT**
DE, Emporia (KS) St., 6-6, 273 - Choice obtained from Denver in DAVE WIDELL trade.
7. **(B) NO CHOICE**
Choice sent to L.A. Raiders for DALE HELLESTRAE.
8. **NO CHOICE**
Choice sent to Phoenix for ROB AWALT.
9. **DAMON MAYS**
WR, Missouri, 5-9, 166.
10. **SEAN LOVE**
G, Penn State, 6-3, 285.
11. **TONY BOLES**
RB, Michigan, 6-1, 196.
12. **LARRY BROWN**
CB, Tex. Christian, 5-11, 184.

1992**(Drafted Alternately
24th, 23rd, 22nd, 21st)**

1. **(A) KEVIN SMITH**
CB, Texas A&M, 5-11, 173 - Choice from Atlanta along with fifth-round choice for first and fourth-round choices obtained from New England.
1. **(B) ROBERT JONES**
LB, East Carolina, 6-2, 236.
2. **(A) JIMMY SMITH**
WR, Jackson State, 6-1, 200 - Choice from Cleveland along

- with fifth-round choice for second-round choice obtained from New Orleans, eighth-round choice obtained from Denver and the Cowboys' third, sixth and twelfth-round choices.
2. **(B) DARREN WOODSON**
S, Arizona State, 6-1, 216 - Choice from New England along with first and fourth-round choices for first and third-round choices obtained from Minnesota.
2. **(C) NO CHOICE**
Choice sent to Atlanta along with eighth-round choice for TONY CASILLAS.
3. **(A) CLAYTON HOLMES**
CB, Carson-Newman, 5-10, 178 - Choice from Washington along with second-round choice for second and third-round choices obtained from Kansas City.
3. **(B) NO CHOICE**
Choice sent to Cleveland along with second-round choice obtained from New Orleans, eighth-round choice obtained from Denver and the Cowboys' sixth and twelfth-round choices for second and fifth-round choices.
3. **(C) JAMES BROWN**
T, Virginia State, 6-6, 331 - Choice from Detroit along with fourth and ninth-round choices for second-round choice obtained from Washington.
4. **(A) NO CHOICE**
Choice sent to L.A. Raiders for STEVE BEUERLEIN.
4. **(B) TOM MYSLINSKI**
G, Tennessee, 6-2, 291 - Choice from Detroit along with third and ninth-round choices for second-round choice obtained from Washington.
5. **(A) GREG BRIGGS**
S, Texas Southern, 6-3, 209 - Choice from Atlanta along with first-round choice for first and fourth-round choices obtained from New England.
5. **(B) ROD MILSTEAD**
G, Delaware State, 6-2, 293 - Choice from Cleveland along with second-round choice obtained from New Orleans, eighth-round choice obtained from Denver and the Cowboys' third, sixth, and twelfth-round choices.
5. **(C) NO CHOICE**
Choice sent to Houston in the ALONZO HIGHSMITH trade.
6. **(A) FALLON WACASEY**
TE, Tulsa, 6-7, 241 - Choice from New England for JESSE SOLOMON.

6. (B) NO CHOICE
Choice sent to Cleveland along with second-round choice obtained from New Orleans, eighth-round choice obtained from Denver and the Cowboys' third and twelfth-round choices for second and fifth-round choices.
7. NO CHOICE
Choice sent to L.A. Raiders for GARRY LEWIS.
8. NO CHOICE
Choice sent to Atlanta along with second-round choice for TONY CASILLAS.
9. (A) NATE KIRTMAN
S. Pomona-Pitzer, 6-1, 186.
9. (B) CHRIS HALL
S. East Carolina, 6-2, 184 - Choice from Detroit along with third and fourth-round choices for second-round choice obtained from Washington.
10. JOHN TERRY
G. Livingstone College, 6-4, 292.
11. TIM DANIEL
WR, Florida A&M, 5-11, 184.
12. (A) DONALD HARRIS
S. Texas Tech, 6-0, 185 - Choice from New England for RICH GICEWICZ.
12. (B) NO CHOICE
Choice sent to Cleveland along with second-round choice obtained from New Orleans, the Cowboys' third and sixth-round choices and the eighth-round choice obtained from Denver for second and fifth-round choices.

1993

(Drafted 28th)

1. NO CHOICE
Choice to Green Bay along with fourth-round choice for two second, a fourth and eighth-round choices.
2. (A) KEVIN WILLIAMS
WR, Miami, Fla., 5-9, 190 - Choice from Green Bay along with second, fourth and eighth-round choices for first and fourth-round choices.
2. (B) DARRIN SMITH
LB, Miami, Fla., 6-1, 237 - Choice from Green Bay along with second, fourth and eighth-round choices for first and fourth-round choices.
2. (C) NO CHOICE
Choice to San Francisco in Charles Haley trade.
3. MIKE MIDDLETON
S, Indiana, 5-10, 211.

4. (A) DERRICK LASSIC
RB, Alabama, 5-10, 192 - Choice from Green Bay along with two second-round choices and an eighth-round choice for first and fourth-round choices.
4. (B) RON STONE
T, Boston College, 6-5, 306 - Choice from L.A. Raiders for ALEXANDER WRIGHT.
4. (C) NO CHOICE
Choice to Green Bay along with first-round choice for two second, a fourth and eighth round choices.
5. NO CHOICE
Choice to Pittsburgh for THOMAS EVERETT.
6. BARRY MINTER
LB, Tulsa, 6-2, 236.
7. BROCK MARION
S, Nevada-Reno, 5-11, 178.
8. (A) DAVE THOMAS
CB, Tennessee, 6-2, 205 - Choice from Tampa Bay for Gary Lewis and an eighth-round choice.
8. (B) REGGIE GIVENS
S, Penn State, 6-0, 219 - Choice from Green Bay along with two second-round choices and a fourth-round choice for first and fourth-round choices.
8. (C) NO CHOICE
Choice to Tampa Bay along with Gary Lewis for an eighth-round choice.

1994

(Drafted 28th)

1. (A) SHANTE CARVER
DE, Arizona State, 6-5, 240 - Choice from San Francisco along with seventh-round choice for Cowboys' first and second-round choices.
1. (B) NO CHOICE
Choice to San Francisco along with second-round choice for first and seventh-round choices.
2. (A) LARRY ALLEN
OL, Sonoma State, 6-3, 325 - Compensatory choice.
2. (B) NO CHOICE
Choice to San Francisco along with first-round choice for first and seventh-round choice.
3. (A) NO CHOICE
Choice to San Francisco in Charles Haley trade.
3. (B) GEORGE HEGAMIN
T, North Carolina State, 6-7, 355 - Compensatory choice.
4. (A) WILLIE JACKSON
WR, Florida, 6-1, 205 - Choice from Tampa Bay in Thomas Everett trade.

4. (B) DEWAYNE DOTSON
LB, Mississippi, 6-1, 250.
5. NO CHOICE
Choice to L.A. Raiders along with seventh-round choice obtained from San Francisco for Elvis Patterson and L.A. Raiders seventh-round choice.
6. (A) NO CHOICE
Choice to L.A. Rams for Jim Price.
6. (B) DARREN STUDSTILL
DB, West Virginia, 6-1, 186 - Choice from L.A. Rams for Cowboys' fourth-round choice in 1995.
7. (A) TODDRICK McINTOSH
DL, Florida State, 6-3, 277 - Choice from L.A. Raiders along with Elvis Patterson for Cowboys' fifth-round choice and seventh-round choice obtained from San Francisco.
7. (B) NO CHOICE
Choice to New England for Hugh Millen.

(Drafted Alternately
28th and 27th)

1. (A) NO CHOICE
Choice to Tampa Bay for two second-round draft choices.
2. (A) SHERMAN WILLIAMS
RB, Alabama, 5-8, 190 - Choice from Atlanta along with fourth-round choice for a second-round choice obtained from Tampa Bay.
2. (B) KENDELL WATKINS
TE, Mississippi State, 6-1, 305.
2. (C) SHANE HANNAH
G, Michigan State, 6-5, 345 - Choice from Tampa Bay along with second-round choice for first-round choice.
3. CHARLIE WILLIAMS
S, Bowling Green, 6-0, 190.
4. (A) ERIC BJORNSON
TE, Washington, 6-4, 215 - Choice from Atlanta along with second-round choice for a second round choice obtained from Tampa Bay.
4. (B) NO CHOICE
Choice to St. Louis for 1994 sixth-round choice.
4. (C) ALUNDIS BRICE
CB, Mississippi, 5-10, 178 - Compensatory choice.
4. (D) LINC HARDEN
LB, Oklahoma State, 6-3, 238 - Compensatory choice.

ALL-TIME DRAFT

5. (A) NO CHOICE
Choice used to select JOHN DAVIS in the 1994 supplemental draft.
5. (B) EDWARD HERVEY
WR, Southern Cal., 6-3, 179 -

- Compensatory choice.
5. (C) DANA HOWARD
LB, Illinois, 6-0, 238 -
Compensatory choice.
6. NO CHOICE
Choice to Chicago along with

- VINSON SMITH and BARRY MINTER for KELLY BLACKWELL, MARKUS PAUL and JOHN ROPER.
7. OSCAR STURGIS
DE, North Carolina, 6-5, 280.

Cowboys and Free Agency**1989****PLAN B****PLAYERS SIGNED (5):**

C Eric Coyle
(from Washington)

DB Ray Horton
(from Cincinnati)

TE Anthony Jones
(from San Diego)

LB Eric Naposki
(from New England)

RB Kevin Scott
(from San Diego)

PLAYERS LOST (6):

C Bob Brotzki
(by Atlanta)

TE Doug Cosbie
(by Denver)

RB Mark Higgs
(by Philadelphia)

LB Garth Jax
(by Phoenix)

WR Mike Sherrard
(by San Francisco)

QB Kevin Sweeney
(by San Francisco)

1990**PLAN B****PLAYERS SIGNED (16):**

FB Tommie Agee
(from Kansas City)

T Louis Cheek
(from Miami)

LB Terrence Cooks
(from New England)

DB Antonio Gibson
(from New Orleans)

WR Rod Harris
(from New Orleans)

OL Greg Johnson
(from Miami)

LB Walter Johnson
(from New Orleans)

RB Keith Jones
(from Cleveland)

WR Dennis McKinnon
(from Chicago)

TE Jay Novacek
(from Phoenix)

DE Lybrant Robinson
(from Washington)

G Tony Slaton
(from L.A. Rams)

LB Vinson Smith
(from Pittsburgh)

DE Anthony Spears
(from Houston)

S James Washington
(from L.A. Rams)

WR Mike Williams
(from Detroit)

PLAYERS LOST (4):

WR Cornell Burbage
(by Minnesota)

WR Bernard Ford
(by Houston)

RB Paul Palmer
(by Cincinnati)

C Bob White
(by New England)

1991**PLAN B****PLAYERS SIGNED (4):**

DB Ocie Harris
(from Tampa Bay)

TE Craig Hudson
(from Green Bay)

TE Alfredo Roberts
(from Kansas City)

OL Alan Veingard
(from Green Bay)

PLAYERS LOST (2):

G Crawford Ker
(by Denver)

FB Robert Perryman
(by Denver)

1992**PLAN B****PLAYERS SIGNED (4):**

LB Bernard Clark
(from Cincinnati)

G/C Frank Cornish
(from San Diego)

K Brad Daluiso
(from Buffalo)

CB Brian Mitchell
(from Atlanta)

PLAYERS LOST (6):

TE Rob Awalt
(by Denver)

LB Darrick Brownlow
(by Buffalo)

LB Jack Del Rio
(by Minnesota)

CB Manny Hendrix
(by San Francisco)

S Stan Smagala
(by Pittsburgh)

K Ken Willis
(by Tampa Bay)

1993**PLAYERS SIGNED (0):****PLAYERS LOST (2):**

QB Steve Buerlein
(by Phoenix)

WR Kelvin Martin
(by Seattle)

1994**PLAYERS SIGNED (2):**

G Derek Kennard
(from New Orleans)

QB Rodney Peete
(from Detroit)

PLAYERS LOST (8):

DT Tony Casillas
(by Kansas City)

G/C Frank Cornish
(by Minnesota)

G John Gesek
(by Washington)

G/T Kevin Gogan
(by L.A. Raiders)

DT Jimmie Jones
(by L.A. Rams)

QB Bernie Kosar
(by Miami)

K Eddie Murray
(by Philadelphia)

LB Ken Norton
(by San Francisco)

1995**PLAYERS SIGNED (3):**

C Ray Donaldson
(from Seattle)

RB David Lang
(from St. Louis)

QB Wade Wilson
(from New Orleans)

PLAYERS LOST (10):

LB Darrick Brownlow
(by Washington)

TE Scott Galbraith
(by Washington)

S Kenneth Gant
(by Tampa Bay)

WR Alvin Harper
(by Tampa Bay)

DE Jim Jeffcoat
(by Buffalo)

QB Rodney Peete
(by Philadelphia)

C Mark Stepnoski
(by Houston)

RB Blair Thomas
(by Atlanta)

LB Matt Vanderbeek
(by Washington)

S James Washington
(by Washington)



**1994
Season**

The 1994 Season At A Glance

Dallas 26, Pittsburgh 9 At Pittsburgh, Sept. 4, 1994

DALLAS	3	13	0	10	-	26
PITTSBURGH	0	3	0	6	-	9

Cowboys - FG Boniol 40
Cowboys - FG Boniol 31
Steelers - FG Anderson 41
Cowboys - Johnston 2 pass from Aikman (Boniol kick)

Cowboys - FG Boniol 21
Cowboys - FG Boniol 32
Steelers - O'Donnell 2 run (two point attempt failed)

Cowboys - E. Smith 2 run (Boniol kick)
Attendance - 60,156

	Cowboys	Steelers
First Downs	26	14
Total Net Yards	442	126
Net Yards Rushing	197	55
Net Yards Passing	245	71
Passes	32-21	26-13
Sacked/Yards	0/0	9/56
Passes Intercepted By	0	1
Punts-Average	1-35.0	5-34.0
Fumbles-Lost	0-0	0-0
Penalties-Yards	6-31	2-17
Time of Possession	35:55	24:05

Rushing

Cowboys - E. Smith, 31 for 171, 1 touchdown; Johnston, 6 for 21; Coleman, 1 for 8; Aikman, 3 for -3.

Steelers - Foster, 14 for 44; O'Donnell, 2 for 7, 1 touchdown; Stone, 1 for 4.

Passing

Cowboys - Aikman, 21 of 32 for 245 yards, 1 touchdown, 1 interception.

Steelers - O'Donnell, 13 of 26 for 127 yards.

Receiving

Cowboys - Irvin, 8 for 139; Novacek, 6 for 53; E. Smith, 3 for 3; Johnston, 2 for 9, 1 touchdown; Harper, 1 for 37; K. Williams, 1 for 4.

Steelers - Hastings, 2 for 30; Green, 2 for 24; Johnson, 2 for 21; Foster, 2 for 7; Thigpen, 1 for 21; Mills, 1 for 12; Hayes, 1 for 9; J.L. Williams, 1 for 2; Stone, 1 for 1.

Dallas 20, Houston 17 At Dallas, Sept. 11, 1994

HOUSTON	3	7	0	7	-	17
DALLAS	7	6	7	0	-	20

Cowboys - E. Smith 1 run (Boniol kick)
Oilers - FG Del Greco 41
Cowboys - FG Boniol 45
Oilers - Brown 3 run (Del Greco kick)

Cowboys - FG Boniol 29
Cowboys - Harper 53 pass from Aikman (Boniol kick)

Oilers - Brown 2 run (Del Greco kick)
Attendance - 64,402

	Oilers	Cowboys
First Downs	20	18
Total Net Yards	339	340
Net Yards Rushing	137	115
Net Yards Passing	202	225

	Oilers	Cowboys
Passes	42-20	25-14
Sacked/Yards	5/40	3/3
Passes Intercepted By	1	2
Punts-Average	6-43.3	7-43.3
Fumbles-Lost	2-0	1-0
Penalties-Yards	8-78	5-50
Time of Possession	30:08	29:52

Rushing

Oilers - Brown, 20 for 93, 2 touchdowns; Richardson, 7 for 37; L. White, 1 for 7.

Cowboys - E. Smith, 27 for 90, 1 touchdown; Johnston, 4 for 17; Aikman, 3 for 8.

Passing

Oilers - Richardson, 20 of 42, 242 yards, 2 interceptions.

Cowboys - Aikman, 14 of 25 for 228 yards, 1 touchdown, 1 interception.

Receiving

Oilers - Jeffires, 6 for 103; Coleman, 6 for 58; Givins, 4 for 57; Brown, 4 for 24.

Cowboys - Novacek, 4 for 45; Harper, 3 for 109, 1 touchdown; Irvin, 3 for 35; E. Smith, 3 for 24; Johnston, 1 for 15.

Detroit 20, Dallas 17 (OT) At Dallas, Sept. 19, 1994

DETROIT	3	7	7	0	3	-	20
DALLAS	7	0	3	7	0	-	17

Cowboys - Harper 17 pass from Aikman (Boniol kick)

Lions - FG Hanson 32

Lions - Perriman 25 pass from Mitchell (Hanson kick)

Lions - Moore 9 pass from Mitchell (Hanson kick)

Cowboys - FG Boniol 19

Cowboys - E. Smith 6 run (Boniol kick)

Lions - FG Hanson 44

Attendance - 64,102

	Lions	Cowboys
First Downs	22	25
Total Net Yards	379	368
Net Yards Rushing	206	162
Net Yards Passing	173	206
Passes	27-13	39-26
Sacked/Yards	1/1	2/14
Passes Intercepted By	0	0
Punts-Average	4-39.5	4-47.0
Fumbles-Lost	0-0	4-3
Penalties-Yards	7-37	3-20
Time of Possession	37:41	36:47

Rushing

Lions - Sanders, 40 for 194; Moore, 5 for 9; Mitchell, 2 for 3.

Cowboys - E. Smith, 29 for 143, 1 touchdown; Johnston, 4 for 10; Aikman, 1 for 9.

Passing

Lions - Mitchell, 13 of 27 for 174 yards, 2 touchdowns.

Cowboys - Aikman, 26 of 39 for 220 yards, 1 touchdown.

Receiving

Lions - Moore, 6 for 81, 1 touchdown; Perriman, 5 for 66, 1 touchdown; Matthews, 2 for 27.

Cowboys - E. Smith, 7 for 49; Johnston, 6 for 44; Novacek, 5 for 41; Irvin, 3 for 47; Harper, 2 for 28, 1 touchdown; Coleman, 1 for 7; Galbraith, 1 for 7; Kennard, 1 for -3.

Dallas 34, Washington 7 At Washington, Oct. 2, 1994

DALLAS 7 24 3 0 - 34
WASHINGTON 0 0 7 0 - 7

Cowboys - E. Smith 4 run (Boniol kick)
Cowboys - E. Smith 6 run (Boniol kick)
Cowboys - FG Boniol 28
Cowboys - Novacek 3 pass from Aikman (Boniol kick)

Cowboys - Coleman 7 run (Boniol kick)

Cowboys - FG Boniol 47

Redskins - Wycheck 8 pass from Shuler (Lohmiller kick)

Attendance - 55,394

	Cowboys	Redskins
First Downs.....	26	12
Total Net Yards.....	323	110
Net Yards Rushing.....	142	28
Net Yards Passing.....	181	82
Passes.....	28-20	30-11
Sacked/Yards.....	0/0	2/14
Passes Intercepted By.....	1	1
Punts-Average.....	4-42.5	6-44.8
Fumbles-Lost.....	1-0	4-3
Penalties-Yards.....	9-95	8-85
Time of Possession.....	40:01	19:59

Rushing

Cowboys - Coleman, 22 for 74, 1 touchdown; E. Smith, 16 for 48, 2 touchdowns; Johnston, 3 for 17; Agee, 2 for 3; Aikman, 3 for 0.

Redskins - Mitchell, 2 for 10; Ervins, 7 for 9; Brooks, 5 for 5; Shuler, 4 for 4.

Passing

Cowboys - Aikman, 20 of 28 for 181 yards, 1 touchdown, 1 interception.

Redskins - Shuler, 11 of 30 for 96 yards, 1 touchdown, 1 interception.

Receiving

Cowboys - Irvin, 5 for 49; Johnston, 5 for 43; K. Williams, 3 for 23; Novacek, 2 for 8, 1 touchdown; Coleman, 2 for 7; E. Smith, 2 for 5; Harper, 1 for 46.

Redskins - Ellard, 3 for 51; Winans, 2 for 19; Mitchell, 2 for 11; Ervins, 2 for 5; Wycheck, 1 for 8, 1 touchdown; Horton, 1 for 2.

Dallas 38, Arizona 3 At Dallas, Oct. 9, 1994

ARIZONA 0 0 3 0 - 3
DALLAS 21 7 10 0 - 38

Cowboys - Johnston 2 pass from Aikman (Boniol kick)

Cowboys - E. Smith 3 run (Boniol kick)

Cowboys - E. Smith 1 run (Boniol kick)

Cowboys - Irvin 12 pass from Aikman (Boniol kick)

Cowboys - FG Boniol 19

Cardinals - FG Davis 42

Cowboys - K. Williams 87 kickoff return (Boniol kick)

Attendance - 64,518

	Cardinals	Cowboys
First Downs.....	10	22
Total Net Yards.....	221	351
Net Yards Rushing.....	53	78
Net Yards Passing.....	168	273
Passes.....	35-16	28-19
Sacked/Yards.....	1/1	0/0
Passes Intercepted By.....	0	5
Punts-Average.....	5-40.8	5-39.8
Fumbles-Lost.....	0-0	2-0
Penalties-Yards.....	10-91	5-35
Time of Possession.....	24:45	35:15

Rushing

Cowboys - Coleman, 20 for 48; E. Smith, 9 for 22, 2 touchdowns; Aikman, 1 for 5; Johnston, 1 for 3; K. Williams, 1 for 2; Peete, 1 for 1; Wilson, 1 for -1; Agee, 2 for -2.

Cardinals - Moore, 9 for 28; Centers, 8 for 20; Beuerlein, 1 for 5.

Passing

Cowboys - Aikman, 16 of 22 for 231 yards, 2 touchdowns; Peete, 3 of 6 for 42 yards.

Cardinals - Beuerlein, 11 of 26 for 135 yards, 2 interceptions; Schroeder, 5 of 9 for 34 yards, 3 interceptions.

Receiving

Cowboys - Irvin, 8 for 136, 1 touchdown; Coleman, 4 for 28; Novacek, 3 for 38; Harper, 2 for 58; E. Smith, 1 for 11; Johnston, 1 for 2, 1 touchdown.

Cardinals - Clark, 4 for 51; Hill, 5 for 55; Proehl, 3 for 38; Centers, 2 for 13; Ware, 1 for 10; Moore, 1 for 2.

Dallas 24, Philadelphia 13 At Dallas, Oct. 16, 1994

PHILADELPHIA 7 0 0 6 - 13
DALLAS 0 14 7 3 - 24

Eagles - Walker 32 pass from Cunningham (Murray kick)

Cowboys - E. Smith 2 run (Boniol kick)

Cowboys - Harper 16 pass from Aikman (Boniol kick)

Cowboys - Novacek 14 pass from Aikman (Boniol kick)

Cowboys - FG Boniol 37

Eagles - Joseph 34 run (two point attempt failed)

Attendance - 64,703

	Eagles	Cowboys
First Downs.....	18	19
Total Net Yards.....	294	266
Net Yards Rushing.....	124	113
Net Yards Passing.....	170	153
Passes.....	34-17	23-12
Sacked/Yards.....	4/28	2/3
Passes Intercepted By.....	1	4
Punts-Average.....	5-51.6	5-40.2
Fumbles-Lost.....	1-1	1-0
Penalties-Yards.....	12-78	7-96
Time of Possession.....	28:00	32:00

Rushing

Eagles - Garner, 17 for 57; Joseph, 4 for 52; Cunningham, 2 for 12; Hebron, 1 for 3.

Cowboys - E. Smith, 26 for 106, 1 touchdown; Coleman, 3 for 4; Johnston, 1 for 3; K. Williams, 1 for 3; Aikman, 4 for -3.

1994 SEASON

Passing

Eagles - Cunningham, 17 of 34 for 198 yards, 1 touchdown, 4 interceptions.
Cowboys - Aikman, 12 of 23 for 156 yards, 2 touchdowns, 1 interception.

Receiving

Eagles - Walker, 5 for 56, 1 touchdown; Barnett, 3 for 33; Williams, 2 for 48; Bavaro, 2 for 21; Joseph, 2 for 11; Hebron, 1 for 13; Bailey, 1 for 12; Johnson, 1 for 4.

Cowboys - Harper, 4 for 52, 1 touchdown; Novacek, 3 for 30, 1 touchdown; Irvin, 2 for 33; Galbraith, 1 for 15; Johnston, 1 for 15; K. Williams, 1 for 11.

Dallas 28, Arizona 21 At Phoenix, Oct. 23, 1994

DALLAS 7 7 0 14 - 28
ARIZONA 0 14 0 7 - 21
Cowboys - Harper 15 pass from Aikman (Boniol kick)

Cardinals - Beuerlein 1 run (Peterson kick)
Cardinals - Moore 4 run (Peterson kick)
Cowboys - Irvin 5 pass from Peete (Boniol kick)
Cardinals - Proehl 9 pass from Beuerlein (Peterson kick)

Cowboys - Irvin 65 pass from Peete (Boniol kick)

Cowboys - E. Smith 6 run (Boniol kick)
Attendance - 71,023

	Cowboys	Cardinals
First Downs.....	14	22
Total Net Yards.....	312	315
Net Yards Rushing.....	75	107
Net Yards Passing.....	237	208
Passes.....	24-15	31-18
Sacked/Yards.....	0/0	1/5
Passes Intercepted By.....	0	0
Punts-Average.....	5-42.8	7-45.3
Fumbles-Lost.....	1-0	1-0
Penalties-Yards.....	6-56	6-42
Time of Possession.....	22:51	37:09

Rushing

Cowboys - E. Smith, 21 for 76, 1 touchdown; Johnston, 1 for 3; Peete, 4 for -4.

Cardinals - Moore, 24 for 81, 1 touchdown; Centers, 9 for 23; Hearst, 2 for 2; Beuerlein, 2 for 1.

Passing

Cowboys - Peete, 12 of 19 for 186 yards, 2 touchdowns; Aikman, 3 of 5 for 51 yards, 1 touchdown.

Cardinals - Beuerlein, 18 of 31 for 213 yards, 1 touchdown.

Receiving

Cowboys - Irvin, 5 for 115, 2 touchdowns; Harper, 4 for 75, 1 touchdown; Novacek, 3 for 31; E. Smith, 2 for 10; Johnston, 1 for 6.

Cardinals - Centers, 7 for 52; Clark, 3 for 65; Proehl, 3 for 40, 1 touchdown; Ware, 2 for 25; Hill, 2 for 24; Hearst, 1 for 7.

Dallas 23, Cincinnati 20 At Cincinnati, Oct. 30, 1994

DALLAS 0 10 6 3 - 23
CINCINNATI 7 10 3 0 - 20

Bengals - Scott 67 pass from Blake (Pelfrey kick)

Bengals - Scott 55 pass from Blake (Pelfrey kick)

Cowboys - Harper 27 pass from Aikman (Boniol kick)

Bengals - FG Pelfrey 22

Cowboys - Irvin 10 pass from Aikman (Boniol kick)

Cowboys - FG Boniol 37

Bengals - FG Pelfrey 33

Cowboys - FG Boniol 43

Cowboys - FG Boniol 38

Attendance - 57,096

	Cowboys	Bengals
First Downs.....	20	13
Total Net Yards.....	368	320
Net Yards Rushing.....	96	77
Net Yards Passing.....	272	243
Passes.....	33-20	32-14
Sacked/Yards.....	0/0	1/4
Passes Intercepted By.....	0	1
Punts-Average.....	3-44.3	6-42.2
Fumbles-Lost.....	1-1	1-1
Penalties-Yards.....	8-51	8-60
Time of Possession.....	34:55	25:05

Rushing

Cowboys - E. Smith, 25 for 96; Johnston, 3 for 13; Aikman, 3 for -2; K. Williams, 1 for -7.

Bengals - Fenner, 13 for 41; Broussard, 5 for 14; Scott, 1 for 13; Blake, 3 for 9; Green, 1 for 0.

Passing

Cowboys - Aikman, 20 of 33 for 272 yards, 2 touchdowns, 1 interception.

Bengals - Blake, 14 of 32 for 247 yards, 2 touchdowns.

Receiving

Cowboys - Harper, 6 for 125, 1 touchdown; Johnston, 6 for 30; Irvin, 5 for 72, 1 touchdown; K. Williams, 2 for 36; E. Smith, 1 for 9.

Bengals - Scott, 4 for 155, 2 touchdowns; Pickens, 4 for 40; Green, 2 for 26; To. McGee, 2 for 17; Broussard, 1 for 6; Sadowski, 1 for 3.

Dallas 38, N. Y. Giants 10 At Dallas, Nov. 7, 1994

NY GIANTS 0 3 0 7 - 10
DALLAS 0 14 21 3 - 38

Cowboys - Harper 22 pass from Aikman (Boniol kick)

Giants - FG Treadwell 23

Cowboys - E. Smith 1 run (Boniol kick)

Cowboys - E. Smith 1 run (Boniol kick)

Cowboys - Aikman 3 run (Boniol kick)

Cowboys - Johnston 9 run (Boniol kick)

Cowboys - FG Boniol 45

Giants - Cross 9 pass from Graham (Treadwell kick)

Attendance - 64,836

	Giants	Cowboys
First Downs.....	11	27
Total Net Yards.....	188	450
Net Yards Rushing.....	55	209
Net Yards Passing.....	133	241
Passes.....	31-13	25-19
Sacked/Yards.....	4/21	0/0
Passes Intercepted By.....	0	1
Punts-Average.....	6-48.2	3-36.3
Fumbles-Lost.....	2-2	2-2

	Giants	Cowboys
Penalties-Yards	3-19	6-40
Time of Possession	23:40	36:20

Rushing

Giants - Downs, 7 for 28; Hampton, 11 for 14; Brown, 2 for 10; Meggett, 2 for 3.

Cowboys - E. Smith, 35 for 163, 2 touchdowns; Coleman, 6 for 23; Johnston, 2 for 12, 1 touchdown; Aikman, 2 for 11, 1 touchdown.

Passing

Giants - Brown, 4 of 17 for 56 yards; Graham, 9 of 14 for 98 yards, 1 touchdown, 1 interception.

Cowboys - Aikman, 19 of 24 for 241 yards, 1 touchdown; Peete, 0 of 1 for 0 yards.

Receiving

Giants - Cross, 5 for 44, 1 touchdown; Sherrard, 3 for 31; Calloway, 2 for 39; Marshall, 1 for 24; Meggett, 1 for 11; Kozlowski, 1 for 5.

Cowboys - Irvin, 7 for 118; Johnston, 5 for 57; E. Smith, 3 for 13; Galbraith, 2 for 9; Harper, 1 for 22, 1 touchdown; K. Williams, 1 for 22.

San Francisco 21, Dallas 14

At San Francisco, Nov. 13, 1994

DALLAS	7	0	0	7	-	14
SAN FRANCISCO	0	7	7	7	-	21

Cowboys - E. Smith 4 run (Boniol kick)

49ers - Young 1 run (Brien kick)

49ers - Rice 57 pass from Young (Brien kick)

49ers - Jones 13 pass from Young (Brien kick)

Cowboys - E. Smith 2 run (Boniol kick)

Attendance - 69,014

	Cowboys	49ers
First Downs	19	19
Total Net Yards	408	308
Net Yards Rushing	87	147
Net Yards Passing	321	161
Passes	42-23	21-12
Sacked/Yards	3/18	3/22
Passes Intercepted By	0	3
Punts-Average	6-42.3	8-42.3
Fumbles-Lost	0-0	0-0
Penalties-Yards	7-48	5-35
Time of Possession	31:57	28:03

Rushing

Cowboys - E. Smith, 26 for 78, 2 touchdowns; Aikman, 2 for 9; Johnston, 1 for 0.

49ers - Watters, 17 for 65; Young, 8 for 60, 1 touchdown; Rice, 1 for 11; Floyd, 6 for 11.

Passing

Cowboys - Aikman, 23 of 42 for 339 yards, 3 interceptions.

49ers - Young, 12 of 21 for 183 yards, 2 touchdowns.

Receiving

Cowboys - Irvin, 8 for 94; E. Smith, 6 for 32; Novacek, 5 for 51; Harper, 3 for 136; K. Williams, 1 for 26.

49ers - Rice, 5 for 93, 1 touchdown; Watters, 4 for 32; Taylor, 2 for 45; Jones, 1 for 13, 1 touchdown.

Dallas 31, Washington 7

At Dallas, Nov. 20, 1994

WASHINGTON	0	7	0	0	-	7
DALLAS	17	7	7	0	-	31

Cowboys - E. Smith 8 run (Boniol kick)

Cowboys - E. Smith 3 run (Boniol kick)

Cowboys - FG Boniol 32

Redskins - Howard 19 pass from Friesz (Lohmiller kick)

Cowboys - Harper 15 pass from Peete (Boniol kick)

Cowboys - K. Williams 83 punt return (Boniol kick)
Attendance - 64,644

	Redskins	Cowboys
First Downs	20	15
Total Net Yards	313	241
Net Yards Rushing	84	130
Net Yards Passing	229	111
Passes	51-22	23-11
Sacked/Yards	2/14	0/0
Passes Intercepted By	0	4
Punts-Average	5-50.2	8-40.0
Fumbles-Lost	1-1	1-1
Penalties-Yards	6-52	8-61
Time of Possession	29:25	30:35

Rushing

Redskins - Ervins, 12 for 37; Brooks, 10 for 33; C. Smith, 3 for 8; Mitchell, 2 for 6.

Cowboys - E. Smith, 21 for 85, 2 touchdowns; Coleman, 9 for 21; Johnston, 3 for 12; Aikman, 2 for 12; Peete, 1 for 2; Garrett, 2 for -2.

Passing

Redskins - Friesz, 16 of 35 for 193 yards, 1 touchdown, 2 interceptions; Shuler, 5 of 9 for 32 yards; Fretotte, 1 of 6 for 18 yards, 1 interception; Mitchell, 0 of 1 for 0 yards, 1 interception.

Cowboys - Aikman, 8 of 13 for 87 yards; Peete, 2 of 5 for 20 yards, 1 touchdown; Garrett, 1 of 5 for 4 yards.

Receiving

Redskins - Howard, 7 for 107, 1 touchdown; Brooks, 3 for 16; Wycheck, 3 for 13; Winans, 2 for 37; C. Smith, 2 for 25; Mitchell, 2 for 11; Horton, 1 for 18; Truitt, 1 for 12; Ervins, 1 for 4.

Cowboys - Irvin, 3 for 36; Novacek, 2 for 34; Johnston, 2 for 14; E. Smith, 2 for 8; Harper, 1 for 15, 1 touchdown; Coleman, 1 for 4.

Dallas 42, Green Bay 31

At Dallas, Nov. 24, 1994

GREEN BAY	7	10	7	7	-	31
DALLAS	0	6	19	17	-	42

Packers - Sharpe 1 pass from Favre (Jacke kick)

Packers - FG Jacke 28

Cowboys - FG Boniol 41

Packers - Sharpe 36 pass from Favre (Jacke kick)

Cowboys - FG Boniol 37

Cowboys - E. Smith 5 run (Boniol kick)

Packers - Sharpe 30 pass from Favre (Jacke kick)

Cowboys - Harper 45 pass from Garrett (two point attempt failed)

Cowboys - Johnston 3 run (two point attempt failed)

1994 SEASON

Cowboys - E. Smith 18 run (Boniol kick)
 Cowboys - Irvin 25 pass from Garrett (Boniol kick)
 Packers - Sharpe 5 pass from Favre (Jacke kick)
 Cowboys - FG Boniol 35
 Attendance - 64,597

	Packers	Cowboys
First Downs.....	17	23
Total Net Yards.....	277	436
Net Yards Rushing.....	29	138
Net Yards Passing.....	248	298
Passes.....	40-27	26-15
Sacked/Yards.....	2/9	2/13
Passes Intercepted By.....	1	0
Punts-Average.....	6-45.7	4-44.0
Fumbles-Lost.....	0-0	2-0
Penalties-Yards.....	8-94	10-95
Time of Possession.....	27:54	32:06

Rushing

Packers - Cobb, 9 for 17; Bennett, 7 for 12; Favre, 2 for 0.

Cowboys - E. Smith, 32 for 133, 2 touchdowns; Johnston, 3 for 4, 1 touchdown; Coleman, 1 for 1; Garrett, 1 for 0.

Passing

Packers - Favre, 27 of 40 for 257 yards, 4 touchdowns.

Cowboys - Garrett, 15 of 26 for 311 yards, 2 touchdowns, 1 interception.

Receiving

Packers - Sharpe, 9 for 122, 4 touchdowns; West, 5 for 36; Bennett, 4 for 22; Brooks, 3 for 29; Chmura, 3 for 28; Morgan, 1 for 14; Cobb, 1 for 4; Mickens, 1 for 2.

Cowboys - E. Smith, 6 for 95; Harper, 3 for 91, 1 touchdown; Irvin, 3 for 64, 1 touchdown; Novacek, 2 for 37; Johnston, 1 for 24.

Dallas 31, Philadelphia 19 At Philadelphia, Dec. 4, 1994

DALLAS..... 7 7 7 10 - 31
 PHILADELPHIA..... 0 6 7 6 - 19

Cowboys - Irvin 19 pass from Peete (Boniol kick)
 Eagles - FG Murray 22
 Cowboys - E. Smith 4 run (Boniol kick)
 Eagles - FG Murray 19
 Cowboys - E. Smith 3 run (Boniol kick)
 Eagles - Barnett 25 pass from Cunningham (Murray kick)
 Cowboys - FG Boniol 19
 Eagles - Johnson 5 pass from Cunningham (two point attempt failed)
 Cowboys - Woodson 94 interception return (Boniol kick)
 Attendance - 65,974

	Cowboys	Eagles
First Downs.....	15	25
Total Net Yards.....	264	393
Net Yards Rushing.....	104	108
Net Yards Passing.....	160	285
Passes.....	17-10	46-29
Sacked/Yards.....	3/12	5/42
Passes Intercepted By.....	1	1
Punts-Average.....	5-49.2	5-36.8
Fumbles-Lost.....	1-0	0-0
Penalties-Yards.....	4-30	6-41
Time of Possession.....	26:25	33:35

Rushing

Cowboys - E. Smith, 25 for 91, 2 touchdowns; K. Williams, 1 for 7; Johnston, 2 for 5; Coleman, 2 for 1; Peete, 2 for 0.

Eagles - Walker, 13 for 54; Joseph, 11 for 43; Cunningham, 2 for 11.

Passing

Cowboys - Peete, 10 of 17 for 172 yards, 1 touchdown, 1 interception.

Eagles - Cunningham, 29 of 46 for 327 yards, 2 touchdowns, 1 interception.

Receiving

Cowboys - Irvin, 4 for 117, 1 touchdown; E. Smith, 4 for 39; Novacek, 1 for 9; Johnston, 1 for 7.

Eagles - Barnett, 7 for 99, 1 touchdown; C. Williams, 6 for 75; Joseph, 6 for 39; Walker, 5 for 70; Bailey, 3 for 29; Johnson, 2 for 15.

Cleveland 19, Dallas 14 At Dallas, Dec. 10, 1994

CLEVELAND..... 7 3 0 9 - 19
 DALLAS..... 7 0 0 7 - 14

Cowboys - E. Smith 7 pass from Aikman (Boniol kick)

Browns - Jackson 2 pass from Testaverde (Stover kick)

Browns - FG Stover 34

Browns - FG Stover 32

Browns - FG Stover 43

Cowboys - E. Smith 4 run (Boniol kick)

Browns - FG Stover 32

Attendance - 64,826

	Browns	Cowboys
First Downs.....	16	19
Total Net Yards.....	244	289
Net Yards Rushing.....	134	112
Net Yards Passing.....	110	177
Passes.....	25-15	36-21
Sacked/Yards.....	1/8	2/11
Passes Intercepted By.....	2	1
Punts-Average.....	3-35.3	4-35.3
Fumbles-Lost.....	1-1	2-2
Penalties-Yards.....	3-15	4-70
Time of Possession.....	32:36	27:24

Rushing

Browns - Hoard, 25 for 99; Metcalf, 3 for 19; Byner, 4 for 8; Baldwin, 4 for 6; Testaverde, 2 for 2.

Cowboys - E. Smith, 26 for 112, 1 touchdown; Aikman, 1 for 0.

Passing

Browns - Testaverde, 15 of 25 for 118 yards, 1 touchdown, 1 interception.

Cowboys - Aikman, 21 of 36 for 188 yards, 1 touchdown, 2 interceptions.

Receiving

Browns - Jackson, 6 for 74, 1 touchdown; Kinchen, 3 for 13; Metcalf, 3 for 13; Hoard, 1 for 9; Carrier, 1 for 7; Baldwin, 1 for 2.

Cowboys - Irvin, 7 for 88; E. Smith, 5 for 22, 1 touchdown; Johnston, 3 for 15; Harper, 2 for 27; K. Williams, 2 for 26; Novacek, 2 for 10.

Dallas 24, New Orleans 16

At New Orleans, Dec. 19, 1994

DALLAS	7	3	7	7	-	24
NEW ORLEANS	0	6	3	7	-	16

Cowboys - Tolbert 54 interception return (Boniol kick)

Saints - FG Andersen 21
Saints - FG Andersen 32

Cowboys - FG Boniol 30

Cowboys - E. Smith 1 run (Boniol kick)
Saints - FG Andersen 29

Cowboys - D. Smith 13 interception return (Boniol kick)
Saints - Brown 4 run (Andersen kick)

Attendance - 67,323

	Cowboys	Saints
First Downs	23	19
Total Net Yards	280	237
Net Yards Rushing	105	90
Net Yards Passing	175	147
Passes	28-21	32-18
Sacked/Yards	0/0	2/15
Passes Intercepted By	3	2
Punts-Average	2-46.0	1-48.0
Fumbles-Lost	0-0	1-0
Penalties-Yards	5-58	5-36
Time of Possession	33:09	26:51

Rushing

Cowboys - E. Smith, 19 for 74, 1 touchdown; Johnston, 4 for 11; B. Thomas, 6 for 7; K. Williams, 1 for 7; Aikman, 3 for 3; Agee, 1 for 3.

Saints - Bates, 17 for 68; Brown, 6 for 19, 1 touchdown; Neal, 1 for 2; Everett, 1 for 1.

Passing

Cowboys - Aikman, 21 of 28 for 175 yards, 2 interceptions.

Saints - Everett, 18 of 32 for 162 yards, 3 interceptions.

Receiving

Cowboys - Irvin, 6 for 71; Novacek, 5 for 50; E. Smith, 5 for 21; Johnston, 4 for 21; K. Williams, 1 for 12.

Saints - Haynes, 7 for 59; Early, 4 for 44; Small, 3 for 32; Brown, 2 for 15; Bates, 1 for 10; Muster, 1 for 2.

N. Y. Giants 15, Dallas 10

At New York, Dec. 24, 1994

DALLAS	3	0	7	0	-	10
NY GIANTS	0	10	2	3	-	15

Cowboys - FG Boniol 37

Giants - Sherrard 49 pass from Brown (Daluiso kick)

Giants - FG Daluiso 38

Cowboys - B. Thomas 1 run (Boniol kick)
Giants - Peete fumble out of end zone for safety (forced by Armstead)

Giants - FG Daluiso 30

Attendance - 66,943

	Cowboys	Giants
First Downs	11	15
Total Net Yards	183	249
Net Yards Rushing	90	127
Net Yards Passing	93	122
Passes	19-15	19-11
Sacked/Yards	3/19	4/19
Passes Intercepted By	0	0

	Cowboys	Giants
Punts-Average	4-38.5	6-43.0
Fumbles-Lost	3-1	1-0
Penalties-Yards	7-45	5-46
Time of Possession	27:25	32:35

Rushing

Cowboys - B. Thomas, 18 for 63, 1 touchdown; Aikman, 2 for 13; K. Williams, 1 for 8; Johnston, 2 for 7; Peete, 1 for 1.

Giants - Hampton, 26 for 91; Meggett, 4 for 14; Da. Brown, 5 for 13; Rasheed, 1 for 6; Calloway, 1 for 3.

Passing

Cowboys - Aikman, 9 of 11 for 62 yards; Peete, 6 of 8 for 50 yards.

Giants - Da. Brown, 11 of 19 for 141 yards, 1 touchdown.

Receiving

Cowboys - Johnston, 5 for 23; Novacek, 4 for 38; Irvin, 2 for 27; B. Thomas, 2 for 1; K. Williams, 1 for 21; Agee, 1 for 2.

Giants - Sherrard, 3 for 65, 1 touchdown; Calloway, 2 for 30; Cross, 2 for 18; Meggett, 2 for 13; Marshall, 1 for 12; Rasheed, 1 for 3.

NFC

Divisional Playoffs

Dallas 35, Green Bay 9

At Dallas, Jan. 8, 1995

GREEN BAY	3	6	0	0	-	9
DALLAS	14	14	0	7	-	35

Cowboys - E. Smith 5 run (Boniol kick)

Packers - FG Jacke 50

Cowboys - Harper 94 pass from Aikman (Boniol kick)

Cowboys - B. Thomas 1 run (Boniol kick)

Packers - Bennett 1 run (Two Pt Attempt Failed)

Cowboys - Galbraith 1 pass from Aikman (Boniol kick)

Cowboys - B. Thomas 2 run (Boniol kick)

Attendance - 64,745

	Packers	Cowboys
First Downs	18	27
Total Net Yards	327	450
Net Yards Rushing	99	120
Net Yards Passing	228	330
Passes	46-21	32-23
Sacked/Yards	1/8	1/7
Passes Intercepted By	1	1
Punts-Average	4-44.0	4-45.8
Fumbles-Lost	0-0	1-1
Penalties-Yards	8-43	7-46
Time of Possession	26:52	33:08

Rushing

Packers - Bennett, 11 for 34, 1 touchdown; Brunell, 4 for 26; Brooks, 2 for 23; Cobb, 4 for 14; Favre, 2 for 2.

Cowboys - B. Thomas, 23 for 70, 2 touchdowns; E. Smith, 7 for 44, 1 touchdown; Johnston, 1 for 4; Aikman, 1 for 2.

1994 SEASON

Passing

Packers - Favre, 18 of 35 for 211 yards, 1 interception; Brunell, 3 of 11 for 25 yards.

Cowboys - Aikman, 23 of 30 for 337 yards, 2 touchdowns, 1 interception; Peete, 0 of 2 for 0 yards.

Receiving

Packers - Brooks, 8 for 138; Morgan, 5 for 52; Bennett, 3 for 11; Chmura, 2 for 13; Cobb, 1 for 12; Johnson, 1 for 9; Levens, 1 for 1.

Cowboys - Novacek, 11 for 104; Irvin, 6 for 111; Harper, 2 for 108, 1 touchdown; Johnston, 1 for 8; E. Smith, 1 for 3; B. Thomas, 1 for 2; Galbraith, 1 for 1, 1 touchdown.

NFC Championship Game

San Francisco 38, Dallas 28
At San Francisco, Jan. 15, 1995

DALLAS 7 7 7 7 - 28

SAN FRANCISCO... 21 10 7 0 - 38

49ers - Davis 44 interception return (Brien kick)

49ers - Watters 29 pass from Young (Brien kick)

49ers - Floyd 1 run (Brien kick)

Cowboys - Irvin 44 pass from Aikman (Boniol kick)

49ers - FG Brien 34

Cowboys - E. Smith 4 run (Boniol kick)

49ers - Rice 28 pass from Young (Brien kick)

Cowboys - E. Smith 1 run (Boniol kick)

49ers - Young 3 run (Brien kick)

Cowboys - Irvin 10 pass from Aikman (Boniol kick)

Attendance - 69,125

	Cowboys	49ers
First Downs.....	29	19
Total Net Yards.....	451	294
Net Yards Rushing.....	99	139
Net Yards Passing.....	352	155
Passes.....	53-30	29-13
Sacked/Yards.....	4/28	0/0
Passes Intercepted By.....	0	3
Punts-Average.....	1-23.0	5-35.6
Fumbles-Lost.....	2-2	1-1
Penalties-Yards.....	9-98	4-30
Time of Possession.....	33:56	26:04

Rushing

Cowboys - E. Smith, 20 for 74, 2 touchdowns; K. Williams, 2 for 12; Aikman, 1 for 9; Johnston, 1 for 4.

49ers - Watters, 14 for 72; Young, 10 for 47, 1 touchdown; Floyd, 7 for 20, 1 touchdown.

Passing

Cowboys - Aikman, 30 of 53 for 380 yards, 2 touchdowns, 3 interceptions.

49ers - Young, 13 of 29 for 155 yards, 2 touchdowns.

Receiving

Cowboys - Irvin, 12 for 192, 2 touchdowns; K. Williams, 6 for 78; Novacek, 5 for 72; Johnston, 3 for 19; E. Smith, 3 for 5; Harper, 1 for 14.

49ers - Jones, 3 for 37; Floyd, 3 for 16; Rice, 2 for 36, 1 touchdown; Taylor, 2 for 31; Popson, 2 for 6; Watters, 1 for 29, 1 touchdown.



All-Pro Defensive Tackle Leon Lett

1994 Regular Season Statistics

RESULTS AND ATTENDANCE (12-4)

W 26-9	@ Pittsburgh	60,156	SO
W 20-17	HOUSTON	64,402	SO
L 17-20	DETROIT (OT)	64,102	SO
	--BYE--		
W 34-7	@ Washington	55,394	SO
W 38-3	ARIZONA	64,518	SO
W 24-13	PHILADELPHIA	64,703	SO
W 28-21	@ Arizona	71,023	SO
W 23-20	@ Cincinnati	57,096	SO
W 38-10	N.Y. GIANTS	64,836	SO
L 14-21	@ San Francisco	69,014	SO
W 31-7	WASHINGTON	64,644	SO
W 42-31	GREEN BAY	64,597	SO
W 31-19	@ Philadelphia	65,947	SO
L 14-19	CLEVELAND	64,826	SO
W 24-16	@ New Orleans	67,323	SO
L 10-15	@ New York Giants	66,943	SO

TEAM STATISTICS

	DALLAS	OPP
FIRST DOWNS.....	322	273
Rushing.....	136	86
Passing.....	160	157
Penalty.....	26	30
Third Down-Made/Att.....	93/209	91/229
Third Down Efficiency.....	44.5	39.7
Fourth Down-Made/Att.....	6/7	8/17
TOTAL NET YARDS.....	5,321	4,313
Avg. Per Game.....	332.6	269.6
Total Plays.....	1,018	1,006
Avg. Per Play.....	5.2	4.3
NET YARDS RUSHING.....	1,953	1,561
Avg. Per Game.....	122.1	97.6
Total Rushes.....	550	437
Avg. Per Rush.....	3.6	3.6
NET YARDS PASSING.....	3,368	2,752
Avg. Per Game.....	210.5	172.0
Sacked/Yards Lost.....	20/93	47/299
Gross Yards.....	3,461	3,051
Attempts/Completions.....	448/282	522/269
Pct. of Completions.....	62.9	51.5
Had Intercepted.....	14	22
PUNTS/AVERAGE.....	70/41.9	84/43.3
Net Punting Average.....	35.4	36.8
PUNT RET./AVG.....	44/9.2	36/10.5
KICKOFF RET./AVG.....	50/25.7	82/20.8
INT./AVG. RET.....	22/13.5	14/12.9
PENALTIES/YARDS.....	100/895	102/826
FUMBLES/BALL LOST.....	22/10	15/9
TOUCHDOWNS.....	50	27
Rushing.....	26	8
Passing.....	19	19
Returns.....	5	0
EXTRA POINT/ATTEMPTS.....	48/50	24/27
Kicking Made-Attempts.....	48/48	24/24
Passing Made-Attempts.....	0/0	0/2
Rushing Made-Attempts.....	0/2	0/1
FIELD GOALS/ATTEMPTS.....	22/29	20/25
AVG TIME OF POSS.....	31:35	28:25

RUSHING	ATT	YDS	AVG	LG	TD
E. Smith.....	368	1,484	4.0	46	21
Coleman.....	64	180	2.8	13	1
Johnston.....	40	138	3.5	9	2
B. Thomas.....	24	70	2.9	11	1
Aikman.....	30	62	2.1	13	1
K. Williams.....	6	20	3.3	8	0
Agee.....	5	4	0.8	3	0
Wilson.....	1	-1	-1.0	-1	0
Peete.....	9	-2	-0.2	2	0
Garrett.....	3	-2	-0.7	0	0
COWBOYS TOT.....	550	1,953	3.6	46	26
Opp. Totals.....	437	1,561	3.6	40	8

RECEIVING	NO	YDS	AVG	LG	TD
Irvin.....	79	1,241	15.7	65t	6
E. Smith.....	50	341	6.8	68	1
Novacek.....	47	475	10.1	27	2
Johnston.....	44	325	7.4	24	2
Harper.....	33	821	24.9	90	8
K. Williams.....	13	181	13.9	29	0
Coleman.....	8	46	5.8	14	0
Galbraith.....	4	31	7.8	15	0
B. Thomas.....	2	1	0.5	5	0
Agee.....	1	2	2.0	2	0
Kennard.....	1	-3	-3.0	-3	0
COWBOYS TOT.....	282	3,461	12.3	90	19
Opp. Totals.....	269	3,051	11.3	67t	19

INTERCEPTIONS	NO	YDS	AVG	LG	TD
Woodson.....	5	140	28.0	94t	1
Washington.....	5	43	8.6	25	0
Brown.....	4	21	5.3	14	0
D. Smith.....	2	13	6.5	13t	1
K. Smith.....	2	11	5.5	11	0
Tolbert.....	1	54	54.0	54t	1
Marion.....	1	11	11.0	11	0
Haley.....	1	1	1.0	1	0
Gant.....	1	0	0.0	0	0
Holmes.....	0	3	3.0	3	0
COWBOYS TOT.....	22	297	13.5	94t	3
Opp. Totals.....	14	180	12.9	56	0

PUNTING	NO	YDS	AVG	TB	IN20	LG	BL	NET
Jett.....	70	2,935	41.9	4	26	58	0	35.4
COWBOYS TOT.....	70	2,935	41.9	4	26	58	0	35.4
Opp. Totals.....	84	3,637	43.3	7	31	80	0	36.8

PUNT RETURNS	NO	FC	YDS	AVG	LG	TD
K. Williams.....	39	13	349	8.9	83t	1
Holmes.....	5	1	55	11.0	19	0
COWBOYS TOT.....	44	14	404	9.2	83t	1
Opp. Totals.....	36	14	378	10.5	58	0

1994 SEASON

SCORING	TDR	TDP	TDR1	FG	PAT	S	TP
E. Smith.....	21	1	0	0/0	0/0	0	132
Boniol.....	0	0	0	22/29	48/48	0	114
Harper.....	0	8	0	0/0	0/0	0	48
Irvin.....	0	6	0	0/0	0/0	0	36
Johnston.....	2	2	0	0/0	0/0	0	24
Novacek.....	0	2	0	0/0	0/0	0	12
K. Williams..	0	0	2a	0/0	0/0	0	12
Aikman.....	1	0	0	0/0	0/0	0	6
Coleman.....	1	0	0	0/0	0/0	0	6
D. Smith.....	0	0	1c	0/0	0/0	0	6
B. Thomas....	1	0	0	0/0	0/0	0	6
Tolbert.....	0	0	1d	0/0	0/0	0	6
Woodson.....	0	0	1b	0/0	0/0	0	6

COWBOYS

TOTALS.....	26	19	5	22/29	48/48	0	414
Opp. Totals..	8	19	0	20/25	24/24	1*	248

2-Pt Conversions: Team 0-2, Opponents 0-3

- a - 87 yd. kickoff return vs. Arizona (10/9)
83 yd. punt return vs. Washington (11/20)
- b - 94 yd. interception return @ Philadelphia (12/4)
- c - 13 yd. interception return @ New Orleans (12/19)
- d - 54 yd. interception return @ New Orleans (12/19)
- * - R. Peete fumble out of end zone, @ NY Giants (12/24)

KICKOFF RETURNS	NO	YDS	AVG	LG	TD
K. Williams.....	43	1,148	26.7	87½	1
Holmes.....	4	89	22.3	32	0
Marion.....	2	39	19.5	21	0
R. Jones.....	1	8	8.0	8	0
COWBOY TOTALS..	50	1,284	25.7	87½	1
Opp. Totals.....	82	1,709	20.8	67	0

SCORE BY QUARTERS	1	2	3	4	OT	T
COWBOYS.....	100	122	104	88	0	414
Opponents.....	34	93	46	72	3	248

FIELD GOALS	11-19	20-29	30-39	40-49	50+
Boniol.....	3-3	3-4	10-12	6-9	0-1
COWBOYS.....	3-3	3-4	10-12	6-9	0-1
Opponents.....	1-1	6-6	8-8	5-6	0-4

Boniol: (40,31,21,32),(45,29),(19),(28,47),(41M,19),
(37),(43B),(38M,37,43,38),(45),(43M),
(32,51M),(41,37,35),(19),(30,20B),
(37,37M)
Opponents: (41),(41),(32,51M,57B,51B,44),(42),
(1),(22,33),(23),(53M),(28),(22,19),
(34,32,43,32),(40M,21,32,29),(38,30)

PASSING	ATT	COMP	YDS	PCT	AVG	ATT	TD	PCT	INT	PCT	LG	SKS/YDS	RATING
Aikman.....	361	233	2,676	64.5	7.41	13	3.6	12	3.3	90	14/59	84.9	
Peete.....	56	33	470	58.9	8.39	4	7.1	1	1.8	65t	4/21	102.5	
Garrett.....	31	16	315	51.6	10.16	2	6.5	1	3.2	68	2/13	95.5	
COWBOY TOT....	448	282	3,461	62.9	7.73	19	4.2	14	3.1	90	20/93	87.8	
Opp. Totals.....	522	269	3,051	51.5	5.84	19	3.6	22	4.2	67t	47/299	64.0	



*Weakside
Linebacker
Darrin
Smith*

1994 Postseason Statistics

RESULTS AND ATTENDANCE (1-1)

W 35-9	GREEN BAY	64,745	SO
L 28-38	@ San Francisco	69,125	SO

TEAM STATISTICS

	DALLAS	OPP
FIRST DOWNS.....	56	37
Rushing.....	19	15
Passing.....	31	20
Penalty.....	6	2
Third Down-Made/Att.....	10/25	7/28
Third Down Efficiency.....	40.0	25.0
Fourth Down-Made/Att.....	4/6	5/7
TOTAL NET YARDS.....	901	621
Avg. Per Game.....	450.5	310.5
Total Plays.....	146	130
Avg. Per Play.....	6.2	4.8
NET YARDS RUSHING.....	219	238
Avg. Per Game.....	109.5	119.0
Total Rushes.....	56	54
Avg. Per Rush.....	3.9	4.4
NET YARDS PASSING.....	682	383
Avg. Per Game.....	341.0	191.5
Sacked/Yards Lost.....	5/35	1/8
Gross Yards.....	717	391
Attempts/Completions.....	85/53	75/34
Pct. of Completions.....	62.4	45.3
Had Intercepted.....	4	1
PUNTS/AVERAGE.....	5/41.2	9/39.3
Net Punting Average.....	32.6	36.0
PUNT RET./AVG.....	1/10.0	2/11.5
KICKOFF RET./AVG.....	10/23.2	11/21.3
INT./AVG. RET.....	1/2.0	4/19.5
PENALTIES/YARDS.....	16/144	12/73
FUMBLES/BALL LOST.....	3/3	1/1
TOUCHDOWNS.....	9	5
Rushing.....	5	3
Passing.....	4	2
Returns.....	0	1
EXTRA POINTS/ATTEMPTS.....	9/9	5/6
Kicking Made/Attempts.....	9/9	5/5
Passing Made/Attempts.....	0/0	0/1
Rushing Made/Attempts.....	0/0	0/0
FIELD GOALS/ATTEMPTS.....	0/1	2/3
AVG TIME OF POSS.....	33:32	26:28

SCORING

	TDR	TDP	TDR1	FG	PAT	S	TP
E. Smith.....	3	0	0	0/0	0/0	0	18
Irvin.....	0	2	0	0/0	0/0	0	12
B. Thomas.....	2	0	0	0/0	0/0	0	12
Boniol.....	0	0	0	0/1	9/9	0	9
Galbraith.....	0	1	0	0/0	0/0	0	6
Harper.....	0	1	0	0/0	0/0	0	6

COWBOYS

TOTALS.....	5	4	0	0/1	9/9	0	63
Opp. Totals.....	3	2	1*	2/3	5/5	0	47

2-Pt Conversions: Team 0-0, Opponents 0-1

*44 yd INT ret. E. Davis, @ San Francisco

(1/15/95)

PASSING	ATT	COMP	YDS	PCT	ATT	PCT			LG	SKS/YDS	RATING	
						TD	INT	LG				
Aikman.....	83	53	717	63.9	8.64	4	4.8	4	4.8	94t	5/35	87.3
Peete.....	2	0	0	0.0	0.00	0	0.0	0	0.0	0	0/0	39.6
COWBOY TOTALS	85	53	717	62.4	8.43	4	4.7	4	4.7	94t	5/35	85.3
Opp. Totals.....	75	34	391	45.3	5.21	2	2.7	1	1.3	59	1/8	64.9

RUSHING

	ATT	YDS	AVG	LG	TD
E. Smith.....	27	118	4.4	14	3
B. Thomas.....	23	70	3.0	21	2
K. Williams.....	2	12	6.0	8	0
Aikman.....	2	11	5.5	9	0
Johnston.....	2	8	4.0	4	0

COWBOYS TOT.....	56	219	3.9	21	5
Opp. Totals.....	54	238	4.4	24	3

RECEIVING

	NO	YDS	AVG	LG	TD
Irvin.....	18	303	16.8	53	2
Novacek.....	16	176	11.0	22	0
K. Williams.....	6	78	13.0	22	0
Johnston.....	4	27	6.8	11	0
E. Smith.....	4	8	2.0	5	0
Harper.....	3	122	40.7	94t	1
B. Thomas.....	1	2	2.0	2	0
Galbraith.....	1	1	1.0	1	1

COWBOYS TOT.....	53	717	13.5	94t	4
Opp. Totals.....	34	391	11.5	59	2

INTERCEPTIONS

	NO	YDS	AVG	LG	TD
K. Smith.....	1	2	2.0	2	0

COWBOYS TOT.....	1	2	2.0	2	0
Opp. Totals.....	4	78	19.5	44	1

PUNTING

	NO	YDS	AVG	TB	IN20	LG	BL	NET
--	----	-----	-----	----	------	----	----	-----

Jett.....	5	206	41.2	1	2	57	0	32.6
-----------	---	-----	------	---	---	----	---	------

COWBOYS TOT.....	5	206	41.2	1	2	57	0	32.6
Opp. Totals.....	9	354	39.3	1	4	62	0	36.0

PUNT RETURNS

	NO	FC	YDS	AVG	LG	TD
K. Williams.....	1	3	10	10.0	10	0

COWBOYS TOT.....	1	3	10	10.0	10	0
Opp. Totals.....	2	0	23	11.5	16	0

KICKOFF RETURNS

	NO	YDS	AVG	LG	TD
K. Williams.....	9	218	24.2	39	0
Marion.....	1	14	14.0	14	0

COWBOYS TOTALS	10	232	23.2	39	0
Opp. Totals.....	11	234	21.3	51	0

SCORE BY QUARTERS

	1	2	3	4	OT	T
COWBOYS.....	21	21	7	14	-	63
Opponents.....	24	16	7	0	-	47

FIELD GOALS

	11-19	20-29	30-39	40-49	50+
Boniol.....	0-0	0-1	0-0	0-0	0-0
COWBOYS.....	0-0	0-1	0-0	0-0	0-0
Opponents.....	0-0	0-0	1-2	0-0	1-1

Boniol: (,)(,27M).

Opponents: (50.37M),(34).

1994 SEASON

1994 REGULAR-SEASON DEFENSIVE STATISTICS

	Tackles		Sacks	Tkl/	QB	Int	Pass	Fumbles	Blk. Kick	Special Teams	
	Solo-Asst.	Total		Loss	Pres.		Def.	For-Rec.		Solo-Asst.	Total
1. R. Jones	83-79	— 162		4(-12)	2		3	0-1			
2. Woodson	69-44	— 113		3(-3)		5	12	1-1		16-7	— 23
3. Edwards	59-45	— 104	1.0	5(-10)	2		3	2-1		4-5	— 9
4. D. Smith	51-52	— 103	4.0	6(-9)	2	2	10	1-2		2-4	— 6
5. Washington	57-44	— 101			1	5	15	0-1		4-2	— 6
6. Tolbert	57-32	— 89	5.0	7(-15)	23	1	5	0-1			
7. K. Smith	57-14	— 71				2	17				
8. Haley	49-19	— 68	12.5	9(-22)	52	1	2	3-0			
9. Lett	41-27	— 68	4.0	7(-16)	26		1	1-0	2		
10. Brown	45-12	— 57				4	12				
11. Maryland	21-26	— 47	3.0	1(-1)	21		3	1-1			
12. Hennings	25-10	— 35	7.5	3(-6)	27		1	1-1			
13. Marion	21-8	— 29	1.0		1	1	3	1-0		18-5	— 23
14. Jeffcoat	15-14	— 29	8.0	4(-5)	23		3	1-0			
15. Bates	10-8	— 18	1.0		1		1			15-11	— 26
16. Gant	10-5	— 15			3	1	4			7-8	— 15
17. Myles	7-6	— 13		1(-1)	1					1-1	— 2
18. Holmes	8-4	— 12					2			4-6	— 10
19. Brownlow	4-4	— 8								18-9	— 27
20. Carver	2-3	— 5		1(-2)							
21. Schwantz	4-0	— 4								3-2	— 5
22. Thomas	2-2	— 4								13-7	— 20
23. McCormack							1				
Fishback										7-10	— 17
Vanderbeek										9-7	— 16
Hellestrae										4-1	— 5
Agee										3-1	— 4
Boniol										1-1	— 2
Jett										1-1	— 2
Studstill										1-1	— 2
Wilson										0-2	— 2

1994 POSTSEASON DEFENSIVE STATISTICS

	Tackles		Sacks	Tkl/	QB	Int	Pass	Fumbles	Blk. Kick	Special Teams	
	Solo-Asst.	Total		Loss	Pres.		Def.	For-Rec.		Solo-Asst.	Total
1. R. Jones	10-7	— 17			1						
2. Woodson	9-5	— 14					1			0-1	— 1
3. D. Smith	8-4	— 12			1		1				
4. Tolbert	7-3	— 10			1						
5. Marion	5-5	— 10			1		1			2-1	— 3
6. Lett	3-6	— 9			5		1				
7. Edwards	2-6	— 8					1				
8. Washington	5-2	— 7					4				
9. K. Smith	4-2	— 6				1	2				
10. Myles	3-2	— 5									
11. Gant	3-1	— 4									
Haley	3-1	— 4			9		1				
13. Bates	2-2	— 4								1-0	— 1
Hennings	2-2	— 4			3						
Maryland	2-2	— 4		2(-5)	5						
16. Brown	3-0	— 3					2				
17. Brownlow	2-0	— 2								2-1	— 3
Holmes	2-0	— 2						1-0		3-0	— 3
Jeffcoat	2-0	— 2	1.0		1						
20. McCormack	0-1	— 1			1						
Schwantz	0-1	— 1									
Vanderbeek										3-1	— 4
Fishback										0-3	— 3
Thomas								0-1		3-0	— 3

1994 Game-by-Game

COWBOYS OFFENSE


	FIRST DOWNS			TOTAL OFFENSE										PUNTS			PUNT RET.		NO-RET.		PEN.		FUM.		SCORING				
	T	R	Pa	Pe	YDS	PLYS	RUSH	ATT	PASS	SKYD	ATT	COM	I	NO-AVG.	NO-RET.	NO-YDS	FUM.	NOLT	TD	TDR	TDP	Tdrt	PAT	FG					
@ Pitts.	26	11	14	1	442	73	197	41	245	0/0	32	21	1	1-35.0	2-2.5	3-20.0	6-31	0/0	2	1	1	0	2/2	4/4					
HOUSTON	18	5	10	3	340	62	115	34	225	3/3	25	14	1	7-43.3	5-9.2	3-20.7	5-50	1/0	2	1	1	0	2/2	2/2					
DETROIT	25	11	12	2	368	75	162	34	206	2/14	39	26	0	4-47.0	2-9.5	3-22.7	3-20	4/3	2	1	1	0	2/2	1/1					
@ Wash.	26	13	9	4	323	74	142	46	181	0/0	28	20	1	4-43.5	5-11.4	2-24.0	9-95	1/0	4	3	1	0	4/4	2/2					
ARIZONA	19	8	9	2	351	64	78	36	273	0/0	28	19	0	5-39.8	2-5.5	5-35	2/0	5	2	2	1	5/5	1/2						
PHIL.	22	5	15	2	266	60	113	35	153	2/3	23	12	1	5-40.2	0-0.0	2-10.0	7-96	1/0	3	1	2	0	3/3	1/1					
@ Arizona	14	4	10	0	312	50	75	26	237	0/0	24	15	0	5-42.8	4-8.8	2-37.0	6-56	1/0	4	1	3	0	4/4	0/1					
@ Cin.	20	7	10	3	368	65	96	32	272	0/0	33	20	1	3-44.3	2-6.0	4-30.5	8-51	1/1	2	0	2	0	2/2	3/4					
NY GIANTS	27	15	12	0	450	70	209	45	241	0/0	25	19	0	3-36.3	4-1.3	1-34.0	6-40	2/2	5	4	1	0	5/5	1/1					
@ SanFran.	19	6	13	0	408	74	87	29	321	3/18	42	23	3	6-42.3	3-0.7	4-19.8	7-48	0/0	2	2	0	0	2/2	0/1					
WASH.	15	8	5	2	241	61	130	38	111	0/0	23	11	0	8-40.0	3-32.0	2-30.5	8-61	1/1	4	2	1	1	4/4	1/2					
G.B.	23	9	11	3	436	65	138	37	298	2/13	26	15	1	4-44.0	4-6.3	6-29.5	10-109	2/0	5	3	2	0	3/5	3/3					
@ Phil.	15	10	5	0	264	52	104	32	160	3/12	17	10	1	5-49.2	3-4.7	5-24.2	4-30	1/0	4	2	1	1	4/4	1/1					
CLEVELAND	19	8	10	1	289	65	112	27	177	2/11	36	21	2	4-35.3	1-13.0	5-23.4	4-70	2/2	2	1	1	0	2/2	0/0					
@ N.O.	23	10	11	2	280	62	105	34	175	0/0	28	21	2	2-46.0	0-0.0	5-20.2	5-58	0/0	3	1	0	2	3/3	1/2					
@ NY Giants	11	6	4	1	183	46	90	24	93	3/19	19	15	0	4-38.5	4-16.0	1-29.0	7-45	3/1	1	1	0	0	1/1	1/2					
TOTALS	322	136	160	26	5,321	1,018	1,953	550	3,368	20/93	448	282	14	70-41.9	44-9.2	50-25.7	100-895	22/10	50	26	19	5	48/50	22/29					
PLAYOFFS																													
G.B.	27	11	13	3	450	65	120	32	330	1/7	32	23	1	4-45.8	0-0.0	3-29.3	7-46	1/1	5	3	2	0	5/5	0/0					
@ SanFran.	29	8	18	3	451	81	99	24	352	4/28	53	30	3	1-23.0	1-10.0	7-20.6	9-98	2/2	4	2	2	0	4/4	0/1					
PLAYOFF																													
TOTALS	56	19	31	6	901	146	219	56	682	5/35	85	53	4	5-41.2	1-10.0	10-23.2	16-144	3/3	9	5	4	0	9/9	0/1					

1994 Game-by-Game

COWBOYS DEFENSE

	FIRST DOWNS				TOTAL OFFENSE										PUNTS NO-AVG	PUNT RET. NO-AVG.	KO-RET. NO-YDS	FUM. NO-LT	SCORING					
	T	R	Pa	Pe	YDS	PLYS	RUSH	ATT	NET	SK	YD	ATT	COM	I					TD	TDR	TDP	TdRt	PAT	FG
@ Pitts	14	4	8	2	126	52	55	17	71	9/56	26	13	0	5-34.0	1-18.0	6-21.8	2-17	0/0	1	1	0	0	0/1	1/1
HOUSTON	20	8	11	1	339	75	137	28	202	5/40	42	20	2	6-43.3	4-4.5	4-20.3	8-78	2/0	2	2	0	0	2/2	1/1
DETROIT	22	12	10	0	379	75	206	47	173	1/1	27	13	0	4-39.5	2-10.0	4-24.0	7-37	0/0	2	0	2	0	2/2	2/5
@ Wash.	12	1	5	6	110	50	28	18	82	2/14	30	11	0	6-44.8	1-58.0	7-21.4	8-85	4/3	1	0	1	0	1/1	0/0
ARIZONA	10	1	9	0	221	54	53	18	168	1/1	35	16	5	5-40.8	1-0.0	6-15.7	10-91	0/0	0	0	0	0	0/0	1/1
PHIL.	18	6	10	2	294	62	124	24	170	4/28	34	17	4	5-51.6	4-12.5	5-18.6	12-78	1/1	2	1	1	0	1/2	0/0
@ Arizona	22	7	12	3	315	69	107	37	208	1/5	31	18	0	7-45.3	3-4.3	5-11.6	6-42	1/0	3	2	1	0	3/3	0/0
@ Cm.	13	3	10	0	320	56	77	23	243	1/4	32	14	0	6-42.2	2-11.5	6-19.5	8-60	1/1	2	0	2	0	2/2	2/2
NY GIANTS	11	2	8	1	188	57	55	22	133	4/21	31	13	1	6-48.2	0-0.0	7-20.4	3-19	2/2	1	0	1	0	1/1	1/1
@ SanFran.	19	9	8	2	308	56	147	32	161	3/22	21	12	0	8-42.3	4-7.5	2-15.5	5-35	0/0	3	1	2	0	3/3	0/0
WASH.	20	5	11	4	313	80	84	27	229	2/14	51	22	4	5-50.2	5-6.4	5-36.0	6-52	1/1	1	0	1	0	1/1	0/1
G.B.	17	2	12	3	277	60	29	18	248	2/9	40	27	0	6-45.7	2-10.0	8-21.6	8-94	0/0	4	0	4	0	4/4	1/1
@ Phil.	25	7	17	1	393	77	108	26	285	5/42	46	29	1	5-36.8	3-19.0	6-23.3	6-41	0/0	2	0	2	0	1/2	2/2
CLEVELAND	16	7	7	2	244	64	134	38	110	1/8	25	15	1	3-35.3	1-3.0	3-27.7	3-15	1/1	1	0	1	0	1/1	4/4
@ N.O.	19	5	12	2	237	59	90	25	147	2/15	32	18	3	1-48.0	1-6.0	4-22.5	5-36	1/0	1	1	0	0	1/1	3/4
@ NY Giants	15	7	7	1	249	60	127	37	122	4/19	19	11	0	6-43.0	2-15.0	4-12.3	5-46	1/0	1	0	1	0	1/1	2/2
TOTALS	273	86	157	30	4,313	1,006	1,561	437	2,752	47/299	522	269	22	84-43.3	36-10.5	82-20.8	102-826	15/9	27	8	19	0	24/27	20/25
PLAYOFFS																								
G.B.	18	6	11	1	327	70	99	23	228	1/8	46	21	1	4-44.0	2-11.5	6-24.0	8-43	0/0	1	1	0	0	0	1/2
@ SanFran.	19	9	9	1	294	60	139	31	155	0/0	29	13	0	5-35.6	0-0.0	5-18.0	4-30	1/1	5	2	2	1	5/5	1/1
PLAYOFF																								
TOTALS	37	15	20	2	621	130	238	54	383	1/8	75	34	1	9-39.3	2-11.5	11-21.3	12-73	1/1	6	3	2	1	5/6	2/3

The Records



Cowboys All-Time Leaders

RUSHING

Player	Att.	Yards	Avg.	Long	TD
1. Dorsett, Tony (1977-87).....	2,755	12,036	4.4	99t	72
2. Smith, Emmitt (1990-94).....	1,630	7,183	4.4	75t	71
3. Perkins, Don (1961-68).....	1,500	6,217	4.2	59	42
4. Hill, Calvin (1969-74).....	1,166	5,009	4.3	55	39
5. Newhouse, Robert (1973-83).....	1,160	4,784	4.1	54	31
6. Garrison, Walt (1966-74).....	899	3,886	4.3	41	30
7. Walker, Herschel (1986-89).....	802	3,388	4.2	84t	26
8. Staubach, Roger (1969-79).....	410	2,264	5.5	33	20
9. Springs, Ron (1979-84).....	604	2,180	3.6	46	28
10. Marsh, Amos (1961-64).....	427	2,065	4.8	71	14

RECEIVING

Player	No.	Yards	Avg.	Long	TD
1. Pearson, Drew (1973-83).....	489	7,822	16.0	67	48
2. Hill, Tony (1977-86).....	479	7,988	16.7	75t	51
3. Irvin, Michael (1988-94).....	416	6,935	16.7	87t	40
4. Dorsett, Tony (1977-87).....	382	3,432	9.0	91	13
5. Hayes, Bob (1965-74).....	365	7,295	20.0	95	71
6. Cosbie, Doug (1979-88).....	300	3,728	12.4	61t	30
7. Clarke, Frank (1960-67).....	281	5,214	18.6	80	50
8. Novacek, Jay (1990-94).....	277	2,871	10.4	49	17
9. DuPree, Billy Joe (1973-83).....	267	3,565	13.4	42	41
10. Smith, Emmitt (1990-94).....	239	1,576	6.6	86	4

RUSHING-RECEIVING

Player	Rushing	Receiving	Total
1. Dorsett, Tony (1977-87).....	12,036	3,432	15,468
2. Smith, Emmitt (1990-94).....	7,183	1,576	8,759
3. Hill, Tony (1977-86).....	84	7,988	8,072
4. Pearson, Drew (1973-83).....	190	7,822	8,012
5. Perkins, Don (1961-68).....	6,217	1,310	7,527
6. Hayes, Bob (1965-74).....	70	7,295	7,365

PASSING (Min. 1500 att.)

Player	Att.	Comp.	Pct.	Yards	TD	Long	Int	Rating
1. Staubach, Roger (1969-79).....	2,958	1,685	57.0	22,700	153	91t	109	83.5
2. White, Danny (1976-88).....	2,950	1,761	59.7	21,959	155	80t	132	81.7
3. Aikman, Troy (1989-94).....	2,281	1,424	62.4	16,303	82	90	78	81.6
4. Meredith, Don (1960-68).....	2,308	1,170	50.7	17,199	135	95t	111	74.7

SCORING

Player	TD	PAT	FG	TP
1. Septien, Rafael (1978-86).....	-	388	162	874
2. Dorsett, Tony (1977-87).....	86	-	-	516
3. Hayes, Bob (1965-74).....	76	-	-	456
4. Smith, Emmitt (1990-94).....	75	-	-	450
5. Clark, Mike (1968-71, 73).....	-	180	69	386
6. Fritsch, Toni (1971-73, 75).....	-	119	66	317
7. Clarke, Frank (1960-67).....	51	-	-	306
Hill, Tony (1977-86).....	51	-	-	306
9. Pearson, Drew (1973-83).....	50	-	-	300
10. Perkins, Don (1961-68).....	45	-	-	270
Hill, Calvin (1969-74).....	45	-	-	270

THE RECORDS

FIELD GOALS (Min. 100 made)

Player	Att.	Made	Pct.	Long
1. Septien, Rafael (1978-86).....	226	162	.717	53

PUNTING (Min. 300)

Player	No.	Avg.	Long	Blk.
1. Saxon, Mike (1985-92)	591	41.5	64	4
2. White, Danny (1976-88).....	612	40.1	73	4

INTERCEPTIONS

Player	No.	Yards	Avg.	Long	TD
1. Renfro, Mel (1964-77).....	52	626	12.0	90	3
2. Walls, Everson (1981-89).....	44	391	8.9	37	0
3. Waters, Charlie (1970-78, 80-81)	41	584	14.2	56t	2
4. Thurman, Dennis (1978-85).....	36	562	15.6	96	4
5. Downs, Michael (1981-88)	34	433	12.7	31	1
Green, Cornell (1962-74).....	34	552	16.2	59	2
7. Jordan, Lee Roy (1963-76).....	32	472	14.8	49	3
8. Harris, Cliff (1970-79)	29	281	9.7	60	1
9. Howley, Chuck (1961-73)	24	395	16.5	58	2
10. Bishop, Don (1960-65)	22	364	16.5	57	0

PUNT RETURNS (Min. 75 returns)

Player	No.	Yards	Avg.	Long	TD
1. Hayes, Bob (1965-74).....	104	1,158	11.1	90	3
2. Martin, Kelvin (1987-92).....	138	1,430	10.4	85t	3
3. Williams, Kevin (1993-94).....	75	730	9.7	83t	3
4. Johnson, Butch (1976-83).....	146	1,313	9.0	55	0
5. Jones, James (1980-85).....	87	736	8.5	52	0
6. Renfro, Mel (1964-77).....	109	842	7.7	69	1

KICKOFF RETURNS (Min. 75 returns)

Player	No.	Yards	Avg.	Long	TD
1. Renfro, Mel (1964-77).....	85	2,246	26.4	100t	2
2. Johnson, Butch (1976-83).....	79	1,832	23.2	74	0
3. Dixon, James (1989-91)	101	2,315	22.9	97t	1
4. Clack, Darryl (1986-89).....	83	1,802	21.7	51	0

COMBINED YARDAGE

Player	Total	Rush	Rec	Int. Ret.	Punt Ret.	Kick Ret.	Fum. Ret.
1. Dorsett, Tony (1977-87).....	15,501	12,036	3,432	0	0	0	33
2. Hayes, Bob (1965-74).....	9,104	70	7,295	0	1,158	581	0
3. Smith, Emmitt (1990-94).....	8,759	7,183	1,576	0	0	0	0
4. Hill, Tony (1977-86)	8,436	84	7,988	0	268	96	0
5. Pearson, Drew (1973-83)	8,180	190	7,822	0	13	155	0
6. Perkins, Don (1961-68)	8,005	6,217	1,310	0	8	443	0

Cowboys Leaders By Years

RUSHING

Year	Player	Att.	Yds.	Avg.	Long	TD	NFL/NFC	
							Rank	Rank
1960	Dupre, L.G.	104	362	3.5	18	3		20
1961	*Perkins, Don	200	815	4.1	47	4		6
1962	Perkins, Don	222	945	4.3	35	7		5
1963	Perkins, Don	149	614	4.1	19t	7		10
1964	Perkins, Don	174	768	4.4	59	6		5
1965	Perkins, Don	177	690	3.9	43	0		7
1966	Reeves, Dan	175	757	4.3	67t	8		6
1967	Perkins, Don	201	823	4.1	30	6		6
1968	Perkins, Don	191	836	4.4	28t	4		6
1969	*Hill, Calvin	204	942	4.6	55	8		2
1970	*Thomas, Duane	151	803	5.3	47t	5		8/5
1971	Thomas, Duane	175	793	4.5	56t	11		11/7
1972	Hill, Calvin	245	1,036	4.2	26	6		7/3
1973	Hill, Calvin	273	1,142	4.2	21	6		3/2
1974	Hill, Calvin	185	844	4.6	27	7		8/3
1975	Newhouse, Robert	209	930	4.4	29	2		9/4
1976	Dennison, Doug	153	542	3.5	14	6		35/18
1977	*Dorsett, Tony	208	1,007	4.8	84t	12		9/4
1978	Dorsett, Tony	290	1,325	4.6	63t	7		3/2
1979	Dorsett, Tony	250	1,107	4.4	41	6		11/8
1980	Dorsett, Tony	278	1,185	4.3	56	11		6/6
1981	Dorsett, Tony	342	1,646	4.8	75t	4		2/2
1982	Dorsett, Tony	177	745	4.2	99t	5		2/1
1983	Dorsett, Tony	289	1,321	4.6	77	8		6/5
1984	Dorsett, Tony	302	1,189	3.9	31t	8		7/7
1985	Dorsett, Tony	305	1,307	4.3	60t	7		6/4
1986	Dorsett, Tony	184	748	4.1	33	5		19/11
1987	Walker, Herschel	209	891	4.3	60t	7		6/3
1988	Walker, Herschel	361	1,514	4.2	38	5		2/1
1989	Palmer, Paul	112	446	4.0	63t	2		39/18
1990	*Smith, Emmitt	241	937	3.9	48t	11		10/5
1991	Smith, Emmitt	365	1,563	4.3	75t	12		1/1
1992	Smith, Emmitt	373	1,713	4.6	68t	18		1/1
1993	Smith, Emmitt	283	1,486	5.3	62t	9		1/1
1994	Smith, Emmitt	368	1,484	4.0	46	21		3/2

PASSING

Year	Player	Att.	Comp.	Pct.	Yds.	TD	Int.	Rating	NFL/NFC	
									Rank	Rank
1960	LeBaron, Eddie	225	111	49.3	1,736	12	25	53.4		8
1961	LeBaron, Eddie	236	120	50.8	1,741	14	16	66.5		9
1962	LeBaron, Eddie	166	95	57.2	1,436	16	9	95.3		3
1963	Meredith, Don	310	167	53.9	2,381	17	18	73.2		10
1964	Meredith, Don	323	158	48.9	2,143	9	16	67.3		15
1965	Meredith, Don	305	141	46.2	2,415	22	13	79.7		8
1966	Meredith, Don	344	177	51.5	2,805	24	12	87.7		4
1967	Meredith, Don	255	128	50.2	1,834	16	16	68.6		8
1968	Meredith, Don	309	171	55.3	2,500	21	12	88.3		2
1969	Morton, Craig	302	162	53.6	2,619	21	15	85.4		5
1970	Morton, Craig	207	102	49.3	1,819	15	7	89.7		5/4
1971	Staubach, Roger	211	126	59.7	1,882	15	4	104.8		1/1
1972	Morton, Craig	339	185	54.6	2,396	15	21	65.9		15/7
1973	Staubach, Roger	286	179	62.6	2,428	23	15	94.6		1/1
	*Rookie									

THE RECORDS
PASSING (cont.)

Year	Player	Att.	Comp.	Pct.	Yds.	TD	Int.	Rating	NFL/NFC
									Rank
1974	Staubach, Roger	360	190	52.8	2,552	11	15	68.5	14/7
1975	Staubach, Roger	348	198	56.9	2,666	17	16	78.6	8/2
1976	Staubach, Roger	369	208	56.4	2,715	14	11	79.9	8/5
1977	Staubach, Roger	361	210	58.2	2,620	18	9	87.1	2/1
1978	Staubach, Roger	413	231	55.9	3,190	25	16	84.9	1/1
1979	Staubach, Roger	461	267	57.9	3,586	27	11	92.4	1/1
1980	White, Danny	436	260	59.6	3,287	28	25	80.8	9/7
1981	White, Danny	391	223	57.0	3,098	22	13	87.5	5/2
1982	White, Danny	247	156	63.2	2,079	16	12	91.1	4/2
1983	White, Danny	533	334	62.7	3,980	29	23	85.6	9/6
1984	White, Danny	233	126	54.1	1,580	11	11	71.5	22/11
1985	White, Danny	450	267	59.3	3,157	21	17	80.6	9/4
1986	Pelluer, Steve	378	215	56.9	2,727	8	17	67.9	20/9
1987	White, Danny	362	215	59.4	2,617	12	17	73.2	19/9
1988	Pelluer, Steve	435	245	56.3	3,139	17	19	73.9	16/9
1989	*Aikman, Troy	293	155	52.9	1,749	9	18	55.7	27/14
1990	Aikman, Troy	399	226	56.6	2,579	11	18	66.6	27/14
1991	Aikman, Troy	363	237	65.3	2,754	11	10	86.7	6/4
1992	Aikman, Troy	473	302	63.8	3,445	23	14	89.5	3/3
1993	Aikman, Troy	392	271	69.1	3,100	15	6	99.0	2/2
1994	Aikman, Troy	361	233	64.5	2,676	13	12	84.9	6/4

RECEIVING

Year	Player	No.	Yds.	Avg.	Long	TD	NFL/NFC
							Rank
1960	Doran, Jim	31	554	17.9	75t	3	21
1961	Howton, Billy	56	785	14.0	53	4	6
1962	Howton, Billy	49	706	14.4	69t	6	15
1963	Clarke, Frank	43	833	19.4	75t	10	3
1964	Clarke, Frank	65	973	15.0	49	5	3
1965	*Hayes, Bob	46	1,003	21.8	82t	12	13
1966	Hayes, Bob	64	1,232	19.3	95t	13	4
1967	Rentzel, Lance	58	996	17.2	74t	8	6
1968	Rentzel, Lance	54	1,009	18.7	65t	6	3
1969	Rentzel, Lance	43	960	22.3	75t	12	20
1970	Hayes, Bob	34	889	26.1	89t	10	45/26
1971	Garrison, Walt	40	396	9.9	36	1	23/10
1972	Hill, Calvin	43	364	8.5	33t	3	18/9
1973	Hill, Calvin	32	290	9.1	29	0	36/21
1974	Pearson, Drew	62	1,087	17.9	50t	2	3/2
1975	Pearson, Drew	46	822	17.9	46t	8	16/9
1976	Pearson, Drew	58	806	13.9	54	6	4/1
1977	Pearson, Drew	48	870	18.1	67	2	9/3
1978	Pearson, Drew	47	526	11.2	34	0	26/15
1979	Hill, Tony	60	1,062	17.7	75t	10	12/6
1980	Hill, Tony	60	1,055	17.6	58t	8	16/9
1981	Hill, Tony	46	953	20.7	63t	4	47/26
	Springs, Ron	46	359	7.8	32t	2	
1982	Hill, Tony	35	526	15.0	47	1	22/8
1983	Springs, Ron	73	589	8.1	80t	1	9/4
1984	Cosbie, Doug	60	789	13.2	36	4	28/12
1985	Hill, Tony	74	1,113	15.0	53t	7	9/3
1986	Walker, Herschel	76	837	11.0	84t	2	9/4
1987	Walker, Herschel	60	715	11.9	44	1	5/4
1988	Alexander, Ray	54	788	14.6	50t	6	34/21

*Rookie

THE RECORDS

RECEIVING (cont.)

Year	Player	No.	Yds.	Avg.	Long	TD	NFL/NFC	
							Rank	Rank
1989	Martin, Kelvin.....	46	644	14.0	46	2	53/26	
1990	Martin, Kelvin.....	64	732	11.4	45	0	17/9	
1991	Irvin, Michael.....	93	1,523	16.4	66t	8	2/1	
1992	Irvin, Michael.....	78	1,396	17.9	87t	7	7/4	
1993	Irvin, Michael.....	88	1,330	15.1	61t	7	3/3	
1994	Irvin, Michael.....	79	1,241	15.7	65t	6	13/8	

PUNTING

Year	Player	No.	Yards	Avg.	TB	IN20	Long	Had		NFL/NFC Rank
								Blk	NET	
1960	Sherer, Dave.....	57	2,420	42.5	4	15	67	0	39.5	7
1961	*Green, Allen.....	60	2,236	37.3	3	6	53	1	32.5	14
1962	Baker, Sam.....	57	2,589	45.4	4	13	72	0	40.7	3
1963	Baker, Sam.....	71	3,138	44.2	4	13	64	0	40.6	7
1964	*Lothridge, Billy.....	62	2,501	40.3	5	17	75	0	38.1	15
1965	Villanueva, Danny.....	60	2,505	41.8	8	11	58	0	37.9	10
1966	Villanueva, Danny.....	64	2,551	39.9	3	14	58	1	36.7	13
1967	Villanueva, Danny.....	67	2,707	40.4	4	9	57	0	35.2	9
1968	Widby, Ron.....	59	2,415	40.9	7	17	84	0	36.4	5
1969	Widby, Ron.....	63	2,729	43.3	4	9	62	0	37.2	2
1970	Widby, Ron.....	68	2,847	41.9	6	10	59	1	35.4	10/2
1971	Widby, Ron.....	55	2,329	42.3	6	8	59	1	35.3	8/3
1972	*Bateman, Marv.....	51	1,949	38.2	3	4	61	0	36.2	24/13
1973	Bateman, Marv.....	53	2,290	43.2	5	14	62	2	37.1	11/7
1974	*Carrell, Duane.....	40	1,591	39.8	5	15	59	0	31.4	11/5
1975	*Hoopes, Mitch.....	67	2,676	39.9	8	15	55	1	33.2	16/9
1976	White, Danny.....	70	2,690	38.4	12	13	54	2	30.5	20/9
1977	White, Danny.....	80	3,171	39.6	10	25	57	1	33.2	12/8
1978	White, Danny.....	76	3,076	40.5	11	16	56	1	33.1	8/5
1979	White, Danny.....	76	3,168	41.7	9	21	73	0	36.0	4/2
1980	White, Danny.....	71	2,903	40.9	11	17	58	0	34.9	10/5
1981	White, Danny.....	81	3,284	40.8	7	19	60	0	36.0	14/8
1982	White, Danny.....	37	1,542	41.7	2	6	56	0	37.4	8/5
1983	White, Danny.....	38	1,543	40.6	3	6	50	1	32.9	DNQ
1984	White, Danny.....	82	3,151	38.4	8	21	54	0	34.6	28/14
1985	*Saxon, Mike.....	81	3,396	41.9	10	20	57	1	35.5	13/8
1986	Saxon, Mike.....	86	3,498	40.7	10	28	58	1	34.5	15/9
1987	Saxon, Mike.....	68	2,685	39.5	5	20	63	0	34.2	20/10
1988	Saxon, Mike.....	80	3,271	40.9	15	24	55	0	34.2	10/4
1989	Saxon, Mike.....	79	3,233	40.9	6	19	56	2	34.3	10/6
1990	Saxon, Mike.....	79	3,413	43.2	8	20	62	0	35.6	4/2
1991	Saxon, Mike.....	57	2,426	42.6	5	16	64	0	36.8	11/6
1992	Saxon, Mike.....	61	2,620	43.0	9	19	58	0	33.5	9/5
1993	*Jett, John.....	56	2,342	41.8	3	22	59	0	37.7	21/10
1994	Jett, John.....	70	2,935	41.9	4	26	58	0	35.4	14/6
	*Rookie									

THE RECORDS
SCORING

Year	Player	TD	PAT	FG	Tot.	NFL/NFC Rank
1960	Cone, Fred.....	0	21	6	39	27
1961	Clarke, Frank.....	9	0	0	54	22
1962	Baker, Sam.....	0	50	14	92	6
1963	Baker, Sam.....	0	38	9	65	14
1964	*Van Raaphorst, Dick.....	0	28	14	70	13
1965	Villaneuva, Danny.....	0	37	16	85	10
1966	Villaneuva, Danny.....	0	56	17	107	2
1967	Hayes, Bob.....	11	0	0	66	16
	Reeves, Dan.....	11	0	0	66	
1968	Clark, Mike.....	0	54	17	105	2
1969	Clark, Mike.....	0	43	20	103	2
1970	Clark, Mike.....	0	35	18	89	12/8
1971	Clark, Mike.....	0	47	13	86	13/7
1972	Fritsch, Toni.....	0	36	21	99	7/3
1973	Fritsch, Toni.....	0	43	18	97	11/7
1974	*Herrera, Efren.....	0	33	8	57	26/9
1975	Fritsch, Toni.....	0	38	22	104	3/2
1976	Herrera, Efren.....	0	34	18	88	6/4
1977	Herrera, Efren.....	0	39	18	93	3/2
1978	Septien, Rafael.....	0	46	16	94	5/2
1979	Septien, Rafael.....	0	40	19	97	8/3
1980	Septien, Rafael.....	0	59	11	92	13/6
1981	Septien, Rafael.....	0	40	27	121	1/1
1982	Septien, Rafael.....	0	28	10	58	11/5
1983	Septien, Rafael.....	0	57	22	123	5/5
1984	Septien, Rafael.....	0	33	23	102	13/6
1985	Septien, Rafael.....	0	42	19	99	17/8
1986	Septien, Rafael.....	0	43	15	88	20/9
1987	Ruzek, Roger.....	0	26	22	92	5/3
1988	Ruzek, Roger.....	0	27	12	63	36/17
1989	Ruzek, Roger.....	0	14	5	29	DNQ
1990	*Willis, Ken.....	0	26	18	80	25/13
1991	Willis, Ken.....	0	37	27	118	3/2
1992	*Elliott, Lin.....	0	47	24	119	4/3
1993	Murray, Eddie.....	0	38	28	122	6/3
1994	Smith, Emmitt.....	22	0	0	132	2/1

FIELD GOALS

Year	Player	Att.	Made	Pct.	Long	NFL/NFC Rank
1960	Cone, Fred.....	13	6	.462	45	12
1961	Bielski, Dick.....	9	6	.667	42	13
1962	Baker, Sam.....	27	14	.519	53	3
1963	Baker, Sam.....	20	9	.450	53	12
1964	*Van Raaphorst, Dick.....	29	14	.483	43	8
1965	Villaneuva, Danny.....	27	16	.593	41	7
1966	Villaneuva, Danny.....	31	17	.548	37	8
1967	Villaneuva, Danny.....	23	9	.391	34	14
1968	Clark, Mike.....	29	17	.586	50	7
1969	Clark, Mike.....	36	20	.555	47	5
1970	Clark, Mike.....	27	18	.667	43	7/4
1971	Clark, Mike.....	25	13	.520	48	19/9
1972	Fritsch, Toni.....	36	21	.583	54	18/8
1973	Fritsch, Toni.....	28	18	.643	37	12/4
1974	*Herrera, Efren.....	13	6	.615	39	11/5
1975	Fritsch, Toni.....	35	22	.629	43	14/8
1976	Herrera, Efren.....	23	18	.783	46	1/1
	*Rookie					181

THE RECORDS

FIELD GOALS (cont.)

Year	Player	Att.	Made	Pct.	Long	NFL/NFC
						Rank
1977	Herrera, Efen	29	18	.621	52	12/1
1978	Septien, Rafael	26	16	.615	48	17/9
1979	Septien, Rafael	29	19	.655	51	9/4
1980	Septien, Rafael	17	11	.647	52	13/7
1981	Septien, Rafael	35	27	.771	47	4/3
1982	Septien, Rafael	14	10	.714	53	13/6
1983	Septien, Rafael	27	22	.815	47	7/3
1984	Septien, Rafael	29	23	.793	52	4/3
1985	Septien, Rafael	28	19	.679	53	18/9
1986	Septien, Rafael	21	15	.714	50	11/5
1987	Ruzek, Roger	25	22	.880	49	2/1
1988	Ruzek, Roger	22	12	.546	50	25/14
1989	Zendejas, Luis	9	5	.556	47	DNQ
1990	*Willis, Ken	25	18	.720	49	17/8
1991	Willis, Ken	39	27	.692	54	21/11
1992	*Elliott, Lin	35	24	.686	53	18/10
1993	Murray, Eddie	33	28	.848	52	5/3
1994	*Boniol, Chris	29	22	.759	47	18/6

KICKOFF RETURNS

Year	Player	No.	Yds.	Avg.	Long	TD	NFL/NFC
							Rank
1960	Franckhauser, Tom	26	526	20.2	46	0	19
1961	*Marsh, Amos	26	667	25.7	79	0	13
1962	Marsh, Amos	29	725	25.0	101t	1	10
1963	*Stiger, Jim	18	432	24.0	66	0	12
1964	*Renfro, Mel	40	1,017	25.4	65	0	7
1965	Renfro, Mel	21	630	30.0	100t	1	4
1966	Renfro, Mel	19	487	25.6	87t	1	9
1967	Garrison, Walt	20	366	18.3	36	0	23
1968	Baynham, Craig	23	590	25.7	40	0	7
1969	*Flowers, Richmond	11	283	25.7	30	0	29
1970	*Thomas, Duane	19	416	21.9	33	0	23/10
1971	Harris, Cliff	29	823	28.4	77	0	4/4
1972	Harris, Cliff	26	615	23.7	44	0	23/11
1973	Montgomery, Mike	6	175	29.2	63	0	DNQ
1974	*Morgan, Dennis	35	823	23.5	43	0	21/11
1975	Pearson, Preston	16	391	24.4	42	0	13/7
1976	*Johnson, Butch	28	693	24.8	74	0	11/5
1977	Johnson, Butch	22	536	24.4	64	0	9/5
1978	Johnson, Butch	29	603	20.8	56	0	27/12
1979	*Springs, Ron	38	780	20.5	70	0	25/12
1980	*Jones, James	32	720	22.5	41	0	11/6
1981	Jones, James	27	517	19.1	33	0	36/17
1982	Fellows, Ron	16	359	22.4	35	0	16/9
1983	Fellows, Ron	43	855	19.9	53	0	26/12
1984	Allen, Gary	33	666	20.2	34	0	24/11
1985	*Lavette, Robert	34	682	20.1	34	0	27/13
1986	Lavette, Robert	36	699	19.4	37	0	27/12
1987	Clack, Darryl	29	635	21.9	48	0	9/7
1988	Burbage, Cornell	20	448	22.4	53	0	9/2
1989	*Dixon, James	47	1,181	25.1	97t	1	5/2
1990	Dixon, James	36	736	20.4	47	0	13/7
1991	Wright, Alexander	21	514	24.5	102t	1	3/2
1992	Martin, Kelvin	24	503	21.0	59	0	13/10
1993	*Williams, Kevin	31	689	22.2	49	0	8/6
1994	Williams, Kevin	43	1,148	26.7	87t	1	4/3
182	*Rookie						

THE RECORDS
PUNT RETURNS

Year	Player	No.	Yds.	Avg.	Long	TD	NFL/NFC
							Rank
1960	Butler, Bill	13	131	10.1	46	0	2
1961	*Marsh, Amos	14	71	5.1	19	0	14
1962	Lockett, J.W.	8	45	5.6	17	0	14
1963	*Stiger, Jim	14	141	10.1	45	0	6
1964	*Renfro, Mel	32	418	13.1	69t	1	3
1965	Renfro, Mel	24	145	6.0	35	0	9
1966	Hayes, Bob	17	106	6.2	18	0	7
1967	Hayes, Bob	24	276	11.5	69t	1	2
1968	Hayes, Bob	15	312	20.8	90t	2	1
1969	Hayes, Bob	18	179	9.9	50	0	3
1970	Hayes, Bob	15	116	7.7	34	0	20/7
1971	Harris, Cliff	17	129	7.6	35	0	11/4
1972	Harris, Cliff	19	78	4.1	21	0	21/11
1973	*Richards, Golden	21	139	6.6	46	0	23/10
1974	*Morgan, Dennis	19	287	15.1	98t	1	3/2
1975	Richards, Golden	28	288	10.3	43t	1	12/5
1976	*Johnson, Butch	45	489	10.9	55	0	8/4
1977	Johnson, Butch	50	423	8.5	38	0	20/7
1978	Johnson, Butch	51	401	7.9	23	0	18/9
1979	*Wilson, Steve	35	236	6.8	13	0	20/7
1980	*Jones, James	54	548	10.1	52	0	5/4
1981	Jones, James	33	188	5.7	17	0	28/14
1982	Fellows, Ron	25	189	7.6	17	0	18/8
1983	Hill, Rod	30	232	7.7	37	0	20/10
1984	Allen, Gary	54	446	8.3	18	0	16/8
1985	Bates, Bill	22	152	6.9	21	0	20/8
1986	Banks, Gordon	27	160	5.9	20	0	22/11
1987	*Martin, Kelvin	22	216	9.8	38	0	12/7
1988	Martin, Kelvin	44	360	8.2	21	0	17/7
1989	Shepard, Derrick	24	160	6.7	17	0	-
1990	Shepard, Derrick	20	121	6.1	13	0	20/13
1991	Martin, Kelvin	21	244	11.6	85t	1	3/3
1992	Martin, Kelvin	42	532	12.7	79t	2	2/2
1993	*Williams, Kevin	36	381	10.6	64t	2	8/3
1994	Williams, Kevin	39	349	8.9	83t	1	13/6

INTERCEPTIONS

Year	Player	No.	Yds.	Avg.	Long	TD	NFL/NFC
							Rank
1960	Bishop, Don	3	13	4.3	13	0	25
	Franckhauser, Tom	3	11	3.7	9	0	
1961	Bishop, Don	8	172	21.5	57	0	2
1962	Bishop, Don	6	134	22.3	44	0	9
1963	Green, Cornell	7	211	30.1	55	0	6
1964	*Renfro, Mel	7	110	15.7	39t	1	4
1965	Green, Cornell	3	49	16.3	43	0	27
	Livingston, Warren	3	5	1.7	5	0	
	*Logan, Obert	3	5	1.7	3	0	
1966	Green, Cornell	4	88	22.0	41	1	21
1967	Green, Cornell	7	52	7.4	28	0	7
	Renfro, Mel	7	38	5.4	30	0	
1968	Howley, Chuck	6	115	19.2	58	1	11
1969	Renfro, Mel	10	118	11.8	41	0	1
1970	*Waters, Charlie	5	45	9.0	20	0	16/9
1971	Adderley, Herb	6	182	30.3	46	0	9/4
1972	Waters, Charlie	6	132	22.0	56	1	7/3
	*Rookie						

THE RECORDS
INTERCEPTIONS (cont.)

Year	Player	No.	Yds.	Avg.	Long	TD	NFL/NFC	
							Rank	Rank
1973	Jordan, Lee Roy	6	78	13.0	31t	1		4/2
1974	Harris, Cliff	3	8	2.7	8	0		42/20
1975	Jordan, Lee Roy	6	80	13.3	38	0		7/4
1976	Washington, Mark	4	49	12.3	22	0		24/11
1977	Harris, Cliff	5	7	1.4	7	0		16/7
1978	Barnes, Benny	5	72	14.4	38	0		25/14
1979	Hughes, Randy	2	91	45.5	68	0		93/45
	Harris, Cliff	2	35	17.5	20	0		
	Barnes, Benny	2	20	10.0	11	0		
	Lewis, D.D.	2	8	4.0	5	0		
	Kyle, Aaron	2	0	0.0	0	0		
1980	Thurman, Dennis	5	114	22.8	78t	1		24/10
	Waters, Charlie	5	78	15.6	29	0		
1981	*Walls, Everson	11	133	12.1	33	0		1/1
1982	Walls, Everson	7	61	8.7	37	0		1/1
1983	Thurman, Dennis	6	49	8.2	34	0		15/8
1984	Downs, Michael	7	126	18.0	27t	1		4/2
1985	Walls, Everson	9	31	3.4	19	0		1/1
1986	Downs, Michael	6	54	9.0	31	0		11/7
1987	Walls, Everson	5	38	7.6	30	0		7/4
1988	Williams, Robert	2	18	9.0	12	0		81/47
	Downs, Michael	2	3	1.5	3	0		
	Walls, Everson	2	0	0.0	0	0		
1989	Lockhart, Eugene	2	14	7.0	12	0		81/41
1990	Holt, Issiac	3	72	24.0	64t	1		33/17
	Washington, James	3	24	8.0	13	0		
1991	Holt, Issiac	4	2	0.5	2	0		23/13
1992	Washington, James	3	31	10.3	16	0		43/20
	Gant, Kenneth	3	19	6.3	11	0		
1993	Smith, Kevin	6	56	9.3	32t	1		7/2
1994	Woodson, Darren	5	140	28.0	94t	1		10/5
	Washington, James	5	43	8.6	25	0		

TACKLES

Year	Player	Solo	Assists	Total
1979	Breunig, Bob	81	86	167
1980	Breunig, Bob	69	60	129
1981	Breunig, Bob	63	51	114
1982	Downs, Michael	49	21	70
1983	Breunig, Bob	69	57	126
1984	Downs, Michael	96	40	136
1985	Lockhart, Eugene	69	59	128
1986	Lockhart, Eugene	77	44	121
1987	Downs, Michael	58	28	86
1988	Bates, Bill	85	39	124
1989	Lockhart, Eugene	154	68	222
1990	Lockhart, Eugene	72	67	139
1991	Del Rio, Jack	77	53	130
1992	Norton, Ken	64	56	120
1993	Norton, Ken	93	66	159
1994	Jones, Robert	83	79	162

*Rookie

COWBOYS OFFENSE YEAR-BY-YEAR

YEAR	1ST DOWNS			NET OFFENSE			RUSHING			PASSING			PENALTIES			FUMBLER			NFC RANKING		
	TOTL	RUSH	POS	YDS	PLYS	ATT	YDS	ATT	COMP	INT	GROSS	ATT	COMP	NO-YDS	NO-LOST	TDS	POINTS	TOTL	RU-PA	TRU-PA	
1960	180	57	105	18	3153	688	1049	311	2104	33284	2388	354	163	33	62	600	23	177	12	13-5	
1961	239	100	130	9	4480	863	1819	414	2661	27257	1819	422	215	27	47	427	29	236	8	10-6	
1962	246	101	136	9	4912	843	2040	434	2872	29423	3115	380	200	17	62	639	51	398	3	2-7	
1963	248	105	132	11	4263	839	1795	420	2468	44331	2799	375	200	21	67	627	29	15	40	305	9-6-9
1964	230	89	119	22	3704	883	1691	421	2031	68503	2516	404	192	24	97	952	39	19	30	250	14-8-13
1965	211	87	108	16	3995	833	1608	416	2387	55369	2756	362	168	18	78	710	31	17	40	325	10-8-9
1966	287	124	139	24	5145	926	2122	471	3023	42308	3331	413	214	14	83	824	23	10	56	445	1-2-1
1967	261	109	141	11	4699	936	1900	477	2799	42294	3093	417	210	28	81	785	25	13	45	342	5-5-6
1968	297	135	143	19	5117	913	2071	480	3026	34269	3295	399	217	18	77	751	21	15	54	431	1-2-1
1969	275	133	125	17	5122	931	2276	532	2646	44366	3212	355	189	18	81	840	28	12	44	369	1-1-4
1970	229	119	95	15	4449	858	2300	522	2149	39296	2445	297	149	16	87	934	29	12	35	299	2-1-9
1971	288	135	144	9	5035	905	2249	512	2786	32251	3037	361	206	14	94	952	30	21	50	406	1-2-1
1972	256	118	126	12	4466	897	2124	499	2342	31238	2580	367	196	23	90	841	27	15	36	319	2-4-5
1973	281	139	127	15	4751	906	2419	542	2333	43269	2602	321	192	16	83	762	25	12	46	382	3-2-6
1974	295	147	129	19	4983	974	2454	542	2529	47327	2856	385	206	15	86	703	31	16	38	297	1-1-3
1975	268	132	142	14	5025	986	2142	571	2593	39242	2835	376	207	17	94	715	25	18	41	350	1-3-3
1976	269	111	140	18	4884	958	2147	538	2737	30230	2967	390	222	13	94	761	26	16	34	296	2-6-2
1977	272	118	136	18	4812	969	2369	564	2443	33246	2689	372	215	10	106	965	26	14	42	345	1-3-2
1978	342	146	167	29	5969	1107	2783	625	3176	33229	3405	449	251	17	96	816	36	18	48	384	1-1-2
1979	339	122	195	22	5988	1122	2375	578	3593	41290	3893	503	287	13	100	845	33	21	45	371	1-7-2
1980	337	143	171	23	5468	1075	2348	594	3104	31252	3356	449	265	25	107	908	27	14	60	454	5-5-9
1981	321	137	158	26	5880	1100	2711	630	3169	31245	3414	439	241	15	103	839	45	20	40	367	2-2-7
1982	180	70	99	11	3198	579	1313	296	1886	25264	2150	258	160	14	43	400	29	12	28	228	2-1-6
1983	342	109	205	28	5959	1121	2117	519	3842	37314	4156	564	346	25	99	847	30	14	59	479	4-9-2
1984	323	93	202	28	5320	1121	1714	469	3606	48389	3995	604	322	26	100	947	35	17	34	308	7-12-4
1985	336	95	208	33	5602	1093	1741	462	3861	44375	4236	587	344	25	100	759	29	16	43	357	4-9-1
1986	325	98	199	28	5474	1054	1969	447	3505	60498	4003	547	319	24	111	931	44	17	43	346	4-8-4
1987	293	93	176	24	5056	1017	1855	465	3191	52403	3594	500	288	20	131	1091	30	20	38	340	5-9-5
1988	311	112	175	24	5483	1059	1995	469	3488	35239	3727	555	307	27	141	1148	22	13	32	265	6-7-5
1989	246	78	145	23	4294	896	1409	355	2885	30239	3124	513	266	27	100	771	29	15	25	204	14-12-13
1990	250	88	135	27	4081	891	1500	393	2581	43317	2898	475	254	24	98	729	27	9	27	244	14-12-13
1991	304	89	191	24	5101	971	1711	433	3480	38273	3663	500	305	12	74	610	23	12	37	342	28-23-27
1992	324	119	183	22	5606	1014	2121	500	3485	23112	3597	491	314	15	91	650	16	9	48	409	4-3-3
1993	322	120	172	30	5615	994	2161	490	3454	29163	3617	475	317	6	94	744	33	16	41	376	2-2-3
1994	322	136	160	26	5321	1018	1953	550	3368	2093	3461	448	282	14	100	895	22	10	50	414	4-2-7

COWBOYS DEFENSE YEAR-BY-YEAR

YEAR	1ST DOWNS			NET OFFENSE			RUSHING			PASSING			PENALTIES			FUMBLES			NFC RANKING					
	TOTAL	RUSH	PASS	YDS	PEN	YDS	YDS	ATT	INT	NET	SACKS	GROSS	ATT	COMP	INT	NO	LOST	TDs	POINTS	TOT	RU	PA	TOT	RU
1960	216	106	97	13	4372-858	2130	20175	2305	393	159	15	72-671.5	21-11	44	369	21-11	44	369	13-13-8	10-12-7	13-14-13			
1961	1961	254	122	120	4592-787	2431	22024	2635	326	168	25	38-362	30-18	49	380	30-18	49	380	10-12-7	13-14-14	13-14-13			
1962	274	93	166	15	5184-848	3674	25220	3904	437	233	20	56-569	23-11	46	378	23-11	46	378	13-14-13	13-14-13	13-14-13			
1963	266	114	139	13	5325-878	3231	20161	3392	403	202	26	52-479	23-11	46	378	23-11	46	378	2-2-4	2-2-4	2-2-4			
1964	211	71	121	19	3750-860	2246	46325	2571	377	172	18	75-781	26-20	34	289	26-20	34	289	6-2-9	6-2-9	6-2-9			
1965	240	80	138	22	4192-885	2748	391315	3063	424	205	18	50-483	37-20	33	280	37-20	33	280	2-1-7	2-1-7	2-1-7			
1966	211	64	140	17	3558-873	2382	60420	2802	457	212	17	63-778	23-14	29	239	23-14	29	239	7-1-11	7-1-11	7-1-11			
1967	236	64	145	27	3874-866	2790	45377	3167	482	260	29	64-707	28-18	35	268	28-18	35	268	4-1-11	4-1-11	4-1-11			
1968	202	61	123	18	3633-863	2071-480	51400	2838	428	220	26	54-657	21-15	23	186	21-15	23	186	3-1-11	3-1-11	3-1-11			
1969	203	52	141	10	3707-826	2657	56452	3109	458	235	24	58-680	23-11	28	223	23-11	28	223	4-5-3	4-5-3	4-5-3			
1970	205	87	105	13	3969-855	1656-415	1913	41313	2226	399	193	24	70-732	25-14	24	221	25-14	24	221	3-2-19	3-2-19	3-2-19		
1971	200	59	125	16	3468-917	1144-353	2324	43336	2860	421	209	26	61-647	40-25	25	222	40-25	25	222	2-1-9	2-1-9	2-1-9		
1972	217	81	113	23	3755-842	1515-428	2240	32288	2508	382	187	16	59-586	40-17	28	240	40-17	28	240	7-1-19	7-1-19	7-1-19		
1973	208	83	106	19	3465-867	1471-435	1995	40306	2301	352	187	18	52-516	44-23	23	203	44-23	23	203	5-3-16	5-3-16	5-3-16		
1974	199	63	110	26	3463-803	1344-417	2529	47327	2856	349	178	13	69-657	31-13	28	235	31-13	28	235	3-2-8	3-2-8	3-2-8		
1975	234	100	113	21	3739-888	1699-474	2040	41288	2328	373	162	25	63-639	43-19	33	268	43-19	33	268	3-3-3	3-3-3	3-3-3		
1976	246	113	111	22	3739-919	1821-484	1909	44327	2236	391	187	16	71-643	32-12	25	194	32-12	25	194	5-4-8	5-4-8	5-4-8		
1977	205	88	94	23	3213-880	1651-457	1562	53429	1991	370	154	21	78-731	22-10	26	212	22-10	26	212	1-1-2	1-1-2	1-1-2		
1978	232	83	128	21	4009-967	1721-477	2288	58442	2730	432	202	23	95-783	27-13	25	208	27-13	25	208	2-1-3	2-1-3	2-1-3		
1979	259	105	135	19	4586-978	2115-500	2471	43362	2883	435	207	13	70-704	20-10	38	313	20-10	38	313	4-4-3	4-4-3	4-4-3		
1980	296	98	160	28	5279-996	2069-469	3205	43358	3563	484	231	27	106-989	33-20	38	311	33-20	38	311	7-7-7	7-7-7	7-7-7		
1981	287	107	160	18	5419-1021	2049-468	3370	42347	3717	511	236	37	104-837	43-16	34	277	43-16	34	277	13-8-13	13-8-13	13-8-13		
1982	167	57	95	11	2753-581	1011-260	1742	32260	2002	289	152	15	52-431	20-10	17	145	20-10	17	145	7-7-5	7-7-5	7-7-5		
1983	286	82	181	23	5427-1025	1499-410	3928	57437	4365	558	299	27	100-873	31-21	42	360	31-21	42	360	10-2-13	10-2-13	10-2-13		
1984	283	106	155	22	5036-1094	2226-510	2810	57390	3200	527	250	28	93-854	35-16	36	308	35-16	36	308	3-11-3	3-11-3	3-11-3		
1985	312	98	193	21	5608-1076	1853-465	3755	62459	4214	549	279	33	108-980	24-15	40	333	24-15	40	333	11-6-13	11-6-13	11-6-13		
1986	286	118	148	20	4985-1017	2200-500	2785	53364	3149	464	226	17	90-817	29-18	41	337	29-18	41	337	7-11-3	7-11-3	7-11-3		
1987	294	85	175	34	5061-1012	1617-459	3444	51337	3781	502	269	23	100-817	29-20	42	348	29-20	42	348	9-4-13	9-4-13	9-4-13		
1988	297	93	180	24	5414-1023	1856-454	3556	46327	3883	523	264	10	92-772	24-9	44	381	24-9	44	381	12-10-12	12-10-12	12-10-12		
1989	321	116	183	22	5556-1050	1991-543	3565	29183	3748	488	301	7	102-723	22-10	44	393	22-10	44	393	9-10-8	9-10-8	9-10-8		
1990	280	109	153	18	4815-988	1976-482	2639	36292	2931	470	271	11	104-911	32-19	36	308	32-19	36	308	10-18-2	10-18-2	10-18-2		
1991	299	103	180	16	5066-963	1571-400	3495	23151	3646	540	320	12	97-801	23-11	32	310	23-11	32	310	12-6-13	12-6-13	12-6-13		
1992	241	68	147	26	3933-873	1244-345	2689	44347	3036	484	263	17	94-727	25-14	29	243	25-14	29	243	1-1-2	1-1-2	1-1-2		
1993	297	94	176	27	4767-1012	1651-423	3116	34231	3347	555	334	14	87-653	22-14	23	229	22-14	23	229	7-5-7	7-5-7	7-5-7		
1994	273	86	157	30	4313-1006	1561-437	2752	47299	3051	522	269	22	102-826	15-9	27	248	15-9	27	248	1-5-1	1-5-1	1-5-1		

Cowboys Individual Records

1960 — 12 games; 1961-77 — 14 games; 1978-94 — 16 games.

NOTE: The 1982 regular season was reduced to nine games and the 1987 season to 15 games due to players' strikes.

SERVICE

Most Seasons

- 15 Ed Jones, 1974-78, 1980-89
- 14 Bob Lilly, 1961-74
- 14 Lee Roy Jordan, 1963-76
- 14 Jethro Pugh, 1965-78
- 14 Randy White, 1975-88
- 14 Tom Rafferty, 1976-89

Most Games Played

- 224 Ed Jones, 1974-78, 1980-89
- 209 Randy White, 1975-88
- 204 Tom Rafferty, 1976-89

Most Consecutive Games Played

- 196 Bob Lilly, 1961-74
- 168 Cornell Green, 1962-74
- 167 Tom Rafferty, 1976-87

Most Games Started

- 203 Ed Jones, 1974-78, 1980-89
- 194 Bob Lilly, 1961-74
- 183 Tom Rafferty, 1976-89

Most Consecutive Games Started

- 154 Lee Roy Jordan, 1966-76
- 145 Cornell Green, 1964-74
- 135 Bob Lilly, 1965-74
- 135 D.D. Lewis, 1972-81

SCORING

Most Seasons Leading Team

- 9 Rafael Septien, 1978-86
- 4 Mike Clark, 1968-71

Most Consecutive Seasons Leading Team

- 9 Rafael Septien, 1978-86
- 4 Mike Clark, 1968-71

POINTS

Career

- 874 Rafael Septien, 1978-86
(388-pat, 162-fg)
- 516 Tony Dorsett, 1977-87 (86-td)
- 456 Bob Hayes, 1965-74 (76-td)

Season

- 132 Emmitt Smith, 1994 (22-td)
- 123 Rafael Septien, 1983 (57-pat, 22-fg)
- 122 Eddie Murray, 1993 (38-pat, 28-fg)

Most Seasons, 100 or More Points

- 2 Mike Clark, 1968-69
- 2 Rafael Septien, 1981, 1983
- 2 Emmitt Smith, 1992, 1994

Season, Rookie

- 119 Lin Elliott, 1992 (47-pat, 24-fg)
- 114 Chris Boniol, 1994 (48-pat, 22-fg)
- 80 Ken Willis, 1990 (26-pat, 18-fg)

Game

- 24 Dan Reeves, vs. Atl., 11/5/67 (4 TDs)
- 24 Bob Hayes, vs. Hou., 12/20/70 (4 TDs)
- 24 Calvin Hill, @ Buf., 9/19/71 (4 TDs)
- 24 Duane Thomas, vs. St.L., 12/18/71 (4 TDs)
- 24 Emmitt Smith, vs. Pho., 12/16/90 (4 TDs)

Game, Opponent

- 24 Dick James, @ Wash., 12/17/61
- 24 Harold Jackson, @ Rams, 10/14/73
- 24 Sterling Sharpe, vs. G.B., 11/24/94

Most Consecutive Games Scoring

- 111 Rafael Septien, 1978-85
- 36 Mike Clark, 1968-70
- 28 Four times, last by Efen Herrera, 1976-77

TOUCHDOWNS

Most Seasons Leading Team

- 7 Tony Dorsett, 1977-78, 1980, 1982-85
- 5 Emmitt Smith, 1990-94
- 4 Bob Hayes, 1965, 1967-68, 1970
- 4 Herschel Walker, 1986-89

Most Consecutive Seasons Leading Team

- 5 Emmitt Smith, 1990-94
- 4 Tony Dorsett, 1982-85
- 4 Herschel Walker, 1986-89

Career

- 86 Tony Dorsett, 1977-87 (72-r, 13-p, 1-ret.)
- 76 Bob Hayes, 1965-74 (2-r, 71-p, 3-ret.)
- 75 Emmitt Smith, 1990-94 (71-r, 4-p)

Season

- 22 Emmitt Smith, 1994 (21-r, 1-p)
- 19 Emmitt Smith, 1992 (18-r, 1p)
- 16 Dan Reeves, 1966 (8-r, 8-p)

Season, Rookie

- 13 Bob Hayes, 1965 (1-r, 12-p)
- 13 Tony Dorsett, 1977 (12-r, 1-p)
- 11 Emmitt Smith, 1990 (11-r)

Game

- 4 Dan Reeves, vs. Atl., 11/5/67 (2-r, 2-p)
- 4 Bob Hayes, vs. Hou., 12/20/70 (4-p)
- 4 Calvin Hill, @ Buf., 9/19/71 (4-r)
- 4 Duane Thomas, vs., St.L., 12/18/71 (3-r, 1-p)
- 4 Emmitt Smith, vs. Pho., 12/16/90 (4-r)

Game, Opponent

- 4 Dick James, @ Wash., 12/17/61 (3-r, 1-p)
- 4 Harold Jackson, @ Rams, 10/14/73 (4-p)
- 4 Sterling Sharpe, vs. G.B., 11/24/94 (4-p)

Most Consecutive Games Scoring Touchdown

- 9 Emmitt Smith, 1993-94
- 7 Frank Clarke, 1961-62
- 7 Bob Hayes, 1965-66
- 7 Emmitt Smith, 1994

POINTS AFTER TOUCHDOWN

Most Attempted, Career

- 398 Rafael Septien, 1978-86
- 182 Mike Clark, 1968-71, 1973
- 128 Danny Villanueva, 1965-67

Most Attempted, Season

- 60 Rafael Septien, 1980
- 59 Rafael Septien, 1983
- 56 Danny Villanueva, 1966

THE RECORDS

Most Attempted, Game

- 8 Danny Villanueva, vs. Phil., 10/19/66
- 8 Mike Clark, vs. Det., 9/15/68
- 8 Rafael Septien, vs. S.F., 10/12/80

Most Attempted, Game, Opponent

- 7 Gerry Perry, @ St. L., 12/9/62
- 6 Eight times, last by Jim Breech, @ Cin., 12/8/85

Most Made, Career

- 388 Rafael Septien, 1978-86
- 180 Mike Clark, 1968-71, 1973
- 125 Danny Villanueva, 1965-67

Most Made, Season

- 59 Rafael Septien, 1980
- 57 Rafael Septien, 1983
- 56 Danny Villanueva, 1966

Most Made, Game

- 8 Rafael Septien, vs. S.F., 10/12/80
- 8 Mike Clark, vs. Det., 9/15/68
- 8 Danny Villanueva, vs. Phil., 10/19/66

Most Made, Game, Opponent

- 7 Gerry Perry, @ St. L., 12/9/62
- 6 Eight times, last by Jim Breech, @ Cin., 12/8/85

Most Consecutive Made

- 100 Danny Villanueva, 1965-67
- 99 Mike Clark, 1969-1971
- 88 Rafael Septien, 1980-83

Highest Percentage Made, Career (200 made)

- 97.5 Rafael Septien (398-388)

Most Made, No Misses, Season

- 56 Danny Villanueva, 1966
- 54 Mike Clark, 1968
- 48 Chris Boniol, 1994

FIELD GOALS

Most Attempted, Career

- 226 Rafael Septien, 1978-88
- 119 Mike Clark, 1968-71, 1973
- 107 Toni Fritsch, 1971-73, 1975

Most Attempted, Season

- 39 Ken Willis, 1991
- 36 Toni Fritsch, 1972
- 36 Mike Clark, 1969

Most Attempted, Game

- 7 Mike Clark, @ Chi., 11/24/68
- 6 Toni Fritsch, vs. Rams, 9/21/75

Most Attempted, Opponent, Game

- 7 Sam Baker, @ Phil., 12/5/65
- 6 Tommy Davis, vs. S.F., 11/20/60
- 6 Chester Marcol, @ G.B., 10/1/72

Most Made, Career

- 162 Rafael Septien, 1978-88
- 69 Mike Clark, 1968-71, 1973
- 66 Toni Fritsch, 1971-73, 1975

Most Made, Season

- 28 Eddie Murray, 1993
- 27 Rafael Septien, 1981
- 27 Ken Willis, 1991

Most Made, Season, Rookie

- 24 Lin Elliott, 1992
- 22 Chris Boniol, 1994
- 18 Ken Willis, 1990

Most Made, Game

- 5 Roger Ruzek, @ Rams, 12/21/87
- 5 Eddie Murray, vs. G.B., 10/3/93

Most Made, Opponent, Game

- 4 Many times, last by Matt Stover, vs. Clev., 12/10/94

Most Made, No Misses, Game

- 5 Roger Ruzek, @ Rams, 12/21/87
- 5 Eddie Murray, vs. G.B., 10/3/93

Most Made, One Quarter

- 4 Roger Ruzek, vs. Gia., 11/2/87

Most Consecutive Field Goals Made

- 13 Lin Elliott, 1992
- 10 Eddie Murray, 1993
- 9 Rafael Septien, 1981
- 9 Ken Willis, 1991
- 9 Chris Boniol, 1994

Most Consecutive Games Made

- 11 Lin Elliott, 1992-93
- 10 Mike Clark, 1969-70
- 10 Toni Fritsch, 1972-73
- 10 Toni Fritsch, 1975

Longest Field Goal

- 54 Toni Fritsch, @ Gia., 9/24/72
- 54 Ken Willis, @ Cle., 9/1/91
- 53 6 times, last by Lin Elliott @ Den., 12/6/92

Longest Field Goal, Opponent

- 59 Tony Franklin, vs. Phil., 11/12/79
- 55 Fred Steinfort, @ Den., 9/14/80
- 55 Chip Lohmiller, @ Wash., 9/23/90

Most Made, 50 or More Yards, Career

- 8 Rafael Septien, 1978-86
- 4 Ken Willis, 1990-91

Most Made, 50 or More Yards, Season

- 4 Ken Willis, 1991
- 3 Lin Elliott, 1992
- 3 Eddie Murray, 1993

Most Made, 50 or More Yards, Game

- 2 Eddie Murray, @ Minn., 12/12/93

Highest Field Goal Percentage, Career (100 made)

- 71.7 Rafael Septien, 1978-86 (226-162)

Highest Field Goal Percentage, Season (Qualifiers)

- 88.0 Roger Ruzek, 1987 (22-25)
- 84.8 Eddie Murray, 1993 (28-33)
- 81.5 Rafael Septien, 1983 (22-27)

Highest Field Goal Percentage, Season, Rookie (Qualifiers)

- 75.9 Chris Boniol, 1994 (22-29)
- 72.0 Ken Willis, 1990 (18-25)
- 68.6 Lin Elliott, 1992 (24-35)

SAFETIES

Most, Career

- 2 Jethro Pugh, 1965-78
- 2 Benny Barnes, 1972-82
- 2 Harvey Martin, 1973-83

Most, Season

- 2 Benny Barnes, 1973

Most, Game

- 1 By many, last by Issiac Holt, vs. Wash., 9/7/92

RUSHING

Most Seasons Leading Team

- 10 Tony Dorsett, 1977-86
- 7 Don Perkins, 1961-65, 1967-68
- 5 Emmitt Smith, 1990-94

Most Consecutive Seasons Leading Team

- 10 Tony Dorsett, 1977-86
5 Don Perkins, 1961-65
5 Emmitt Smith, 1990-94

Most Consecutive Games Leading Team

- 32 Emmitt Smith, 1990-92
26 Herschel Walker, 1987-88

ATTEMPTS**Career**

- 2,755 Tony Dorsett, 1977-87
1,630 Emmitt Smith, 1990-94
1,500 Don Perkins, 1961-68

Season

- 373 Emmitt Smith, 1992
368 Emmitt Smith, 1994
365 Emmitt Smith, 1991

Season, Rookie

- 241 Emmitt Smith, 1990
208 Tony Dorsett, 1977
204 Calvin Hill, 1969

Game

- 35 Emmitt Smith, vs. N.Y. Giants, 11/7/94
34 Emmitt Smith, @ Wash., 11/24/91
32 7 times, last by Emmitt Smith, vs. G.B., 11/24/94

Game Opponent

- 40 Barry Sanders, vs. Detroit, 9/19/94
38 Walter Payton, Chi., 11/26/81
33 Earl Campbell, Hou., 11/22/79
33 George Rogers, N.O., 12/19/82
33 Christian Okoye, @ K.C., 10/22/89

Career

- 12,036 Tony Dorsett, 1977-87
7,183 Emmitt Smith, 1990-94
6,217 Don Perkins, 1961-68

Season

- 1,713 Emmitt Smith, 1992
1,646 Tony Dorsett, 1981
1,563 Emmitt Smith, 1991
1,514 Herschel Walker, 1988
1,486 Emmitt Smith, 1993

Season, Rookie

- 1,007 Tony Dorsett, 1977
942 Calvin Hill, 1969
937 Emmitt Smith, 1990

Game

- 237 Emmitt Smith, @ Phil., 10/31/93
206 Tony Dorsett, vs. Phil., 12/4/77
183 Tony Dorsett, @ Gia., 11/9/80

Game, Rookie

- 206 Tony Dorsett, vs. Phil., 12/4/77
150 Calvin Hill, @ Wash., 11/16/69
141 Tony Dorsett, @ St.L., 10/9/77

Game, Opponent

- 232 Jim Brown, vs. Clev., 9/22/63
206 Greg Bell, @ Buf., 11/18/84
195 Earl Campbell, vs. Hou., 11/22/79

Longest Run (All TDs)

- 99 Tony Dorsett, @ Minn., 1/3/83
84 Herschel Walker, vs. Phil., 12/14/86
84 Tony Dorsett, vs. Phil., 12/4/77

Longest Run, Opponent (All TDs)

- 85 Greg Bell, @ Buf., 11/18/84
77 Keith Byars, vs. Mia., 11/25/93
76 O.J. Anderson, @ St.L., 9/2/79

Most Seasons, 1,000 or More Yards

- 8 Tony Dorsett, 1977-81, 1983-85
4 Emmitt Smith, 1991-94
2 Calvin Hill, 1972-73

Most Consecutive Seasons, 1,000 or More Yards

- 5 Tony Dorsett, 1977-81
4 Emmitt Smith, 1991-94
3 Tony Dorsett, 1983-85

Most Games, 100 or More Yards, Career

- 43 Tony Dorsett, 1977-87
31 Emmitt Smith, 1990-94
16 Calvin Hill, 1969-74

Most Games, 100 or More Yards, Season

- 9 Tony Dorsett, 1981
8 Tony Dorsett, 1983
8 Emmitt Smith, 1991

Most Consecutive Games, 100 or More Yards

- 4 Tony Dorsett, 1979
3 Tony Dorsett, 1981
3 Tony Dorsett, 1983
3 Emmitt Smith, 1991

AVERAGE GAIN**Career (700 att.)**

- 4.41 Emmitt Smith, 1990-94 (1,630-7,183)
4.37 Tony Dorsett, 1977-87 (2,755-12,036)
4.32 Walt Garrison, 1966-74 (899-3,886)

Season (Qualifiers)

- 5.57 Amos Marsh, 1962 (144-802)
5.32 Duane Thomas, 1970 (151-803)
5.25 Emmitt Smith, 1993 (283-1,486)

Game (10 att.)

- 12.1 Walt Garrison, vs. Wash., 12/9/72 (10-121)
10.9 Amos Marsh, @ Wash., 11/4/62 (10-109)
10.8 Dan Reeves, vs. Wash., 12/11/66 (10-108)

TOUCHDOWNS**Most Seasons Leading Team**

- 7 Tony Dorsett, 1977, 1979-80, 1982-85
6 Don Perkins, 1961-64, 1966-67
5 Emmitt Smith, 1990-94

Most Consecutive Seasons Leading Team

- 5 Emmitt Smith, 1990-94
4 Don Perkins, 1961-64
4 Tony Dorsett, 1982-85
4 Herschel Walker, 1986-89

Career

- 72 Tony Dorsett, 1977-87
71 Emmitt Smith, 1990-94
42 Don Perkins, 1961-88

Season

- 21 Emmitt Smith, 1994
18 Emmitt Smith, 1992
12 Tony Dorsett, 1977
12 Herschel Walker, 1986
12 Emmitt Smith, 1991

Season, Rookie

- 12 Tony Dorsett, 1977
11 Emmitt Smith, 1990

Game

- 4 Calvin Hill, @ Buf., 9/19/71
4 Emmitt Smith, vs. Pho., 12/16/90

Game, Opponent

- 3 Jim Taylor, @ G.B., 11/13/60
3 Dick James, vs. Wash., 12/17/61
3 Cleveland Gary, @ Rams, 11/18/90

THE RECORDS

Most Consecutive Games Rushing for Touchdown

- 7 Emmitt Smith, 1994
- 7 Emmitt Smith, 1994
- 6 Tony Dorsett, 1977
- 6 Tony Dorsett, 1980
- 6 Emmitt Smith, 1993

PASSING

Most Seasons Leading Team

- 8 Roger Staubach, 1971, 1973-79
- 7 Danny White, 1980-85, 1987
- 6 Don Meredith, 1963-68
- 6 Troy Aikman, 1989-94

Most Consecutive Seasons Leading Team

- 7 Roger Staubach, 1973-79
- 6 Don Meredith, 1963-68
- 6 Danny White, 1980-85
- 6 Troy Aikman, 1989-94

RATING

Highest, Career (1,500 att.)

- 83.5 Roger Staubach, 1969-79
- 81.7 Danny White, 1976-88
- 81.6 Troy Aikman, 1989-94

Highest, Season (Qualifiers)

- 104.8 Roger Staubach, 1973-79
- 99.0 Troy Aikman, 1993
- 94.6 Roger Staubach, 1973

Highest, Rookie, Season (Qualifiers)

- 55.7 Troy Aikman, 1989

ATTEMPTS

Career

- 2,958 Roger Staubach, 1969-79
- 2,950 Danny White, 1976-88
- 2,308 Don Meredith, 1960-68

Season

- 533 Danny White, 1983
- 473 Troy Aikman, 1992
- 461 Roger Staubach, 1979

Season, Rookie

- 293 Troy Aikman, 1989
- 219 Steve Walsh, 1989
- 68 Don Meredith, 1960

Game

- 49 Roger Staubach, @ Phil., 10/26/75
- 49 Gary Hogeboom, @ S.F., 12/22/85
- 49 Danny White, @ Wash., 12/13/87
- 49 Steve Walsh, vs. Phoe., 10/29/89

Game, Opponent

- 56 Warren Moon, @ Hou., 11/10/91
- 54 Neil Lomax, vs. STL, 12/27/87
- 54 Mark Rypien, vs. Wash., 11/22/90

COMPLETIONS

Career

- 1,761 Danny White, 1976-88
- 1,685 Roger Staubach, 1969-79
- 1,424 Troy Aikman, 1989-94

Season

- 334 Danny White, 1983
- 302 Troy Aikman, 1992
- 271 Troy Aikman, 1993

Season, Rookie

- 155 Troy Aikman, 1989
- 110 Steve Walsh, 1989
- 29 Don Meredith, 1960

Game

- 33 Gary Hogeboom, @ Rams, 9/3/84
- 32 Steve Pelluer, @ Phil., 10/23/88
- 31 Danny White, @ S.D., 11/13/83
- 31 Danny White, @ Gia., 10/6/85
- 31 Troy Aikman, @ G.B., 10/6/91

Game, Opponent

- 41 Warren Moon, @ Hou., 11/10/91
- 30 Wade Wilson, @ Atl., 12/21/92
- 29 Randall Cunningham, @ Phil., 12/4/94

Consecutive Passes Completed

- 14 Steve Pelluer, vs. Sea., 11/27/86
- 13 Troy Aikman, @ Atl., 12/21/92
- 12 Roger Staubach, vs. Balt., (11), 9/4/78; vs. Gia. (1), 9/10/78
- 12 Danny White, @ Phil., 11/6/83
- 12 Troy Aikman, @ G.B., 10/6/91

COMPLETION PERCENTAGE

Career (1,500 att.)

- 62.4 Troy Aikman, 1989-94 (2,281-1,424)
- 59.7 Danny White, 1976-88 (2,950-1,761)
- 57.0 Roger Staubach, 1969-79 (2,958-1,685)

Season (Qualifiers)

- 69.1 Troy Aikman, 1993 (271-392)
- 65.3 Troy Aikman, 1991 (363-237)
- 64.5 Troy Aikman, 1994 (361-233)

Season, Rookie (Qualifiers)

- 52.9 Troy Aikman, 1989 (293-155)

Game (20 attempts)

- 87.5 Danny White, @ Phil., 11/6/83 (24-21)
- 85.7 Troy Aikman, @ Atl., 12/21/92 (21-18)
- 80.8 Troy Aikman, @ Gia., 9/30/90 (26-21)

YARDS GAINED

Career

- 22,700 Roger Staubach, 1969-79
- 21,959 Danny White, 1976-88
- 17,199 Don Meredith, 1960-68

Season

- 3,980 Danny White, 1983
- 3,586 Roger Staubach, 1979
- 3,445 Troy Aikman, 1992

Season, Rookie

- 1,749 Troy Aikman, 1989
- 1,371 Steve Walsh, 1989

Game

- 460 Don Meredith, @ S.F., 11/10/63
- 406 Don Meredith, @ Wash., 11/13/66
- 394 Don Meredith, @ Phil., 11/6/66

Game, Rookie

- 379 Troy Aikman, @ Pho., 11/12/89
- 294 Steve Walsh, vs. S.F., 10/15/89
- 264 Steve Walsh, vs. Pho., 10/29/89

Game, Opponent

- 466 Bill Wade, vs. Chi., 11/18/62
- 432 Phil Simms, @ Gia., 10/6/85
- 432 Warren Moon, @ Hou., 11/10/91

Most Seasons, 3,000 or More Passing Yards

- 4 Danny White, 1980-81, 1983, 1985
- 2 Roger Staubach, 1978-79
- 2 Troy Aikman, 1992-93

Most Games, 300 or More

Passing Yards, Career

- 10 Danny White, 1976-88
- 7 Don Meredith, 1960-68
- 6 Roger Staubach, 1969-79

Most Games, 300 or More Passing Yards, Season

- 3 Don Meredith, 1966
- 3 Roger Staubach, 1979
- 3 Danny White, 1983

Most Consecutive Games, 300 or More Passing Yards

- 2 Don Meredith, 1963

Longest Pass Completion (All TDs except as noted)

- 95 Don Meredith, (to Hayes), vs. Wash., 11/13/66
- 91 Roger Staubach, (to Dorsett), vs. Balt., 9/4/78
- 90 Troy Aikman, (to Harper), @ S.F., 11/13/94 (no TD)

Opponent/Longest Pass Completion (All TDs)

- 94 Norm Snead (to Rich Houston), @ Gia., 9/24/72
- 88 Sonny Jurgensen (to Charley Taylor), @ Wash., 11/16/69
- 86 Charlie Johnson (to Sonny Randle), vs. StL., 10/28/62

AVERAGE GAIN**Career (1,500 att.)**

- 7.67 Roger Staubach, 1969-79 (1,685-22,700)
- 7.45 Don Meredith, 1960-68 (2,308-17,199)
- 7.44 Danny White, 1976-88 (1,761-21,959)

Season (Qualifiers)

- 8.92 Roger Staubach, 1971 (211-1,882)
- 8.79 Craig Morton, 1970 (207-1,819)
- 8.67 Craig Morton, 1969 (302-2,619)

Game (20 att.)

- 15.15 Don Meredith, vs. Phil., 10/9/66 (26-394)
- 14.92 Don Meredith, vs. Gia., 9/18/66 (24-358)
- 14.00 Don Meredith, @ Wash., 11/13/66 (29-406)

TOUCHDOWNS**Career**

- 155 Danny White, 1976-88
- 153 Roger Staubach, 1969-79
- 135 Don Meredith, 1960-68

Season

- 29 Danny White, 1983
- 28 Danny White, 1980
- 27 Roger Staubach, 1979

Season, Rookie

- 9 Troy Aikman, 1989
- 5 Steve Walsh, 1989

Game

- 5 Eddie LeBaron, @ Pitt., 10/21/62
- 5 Don Meredith, vs. Gia., 9/18/66
- 5 Don Meredith, vs. Phil., 10/9/66
- 5 Don Meredith, vs. Phil., 9/29/68
- 5 Craig Morton, vs. Phil., 10/19/69
- 5 Craig Morton, vs. Hou., 12/20/70
- 5 Danny White, @ Gia., 10/20/83

Game, Rookie

- 4 Troy Aikman, vs. Rams, 12/3/89

Game, Opponent

- 6 Y.A. Tittle, @ Gia., 12/16/62

Most Games, Four or More Touchdown Passes, Career

- 8 Danny White, 1976-88
- 6 Don Meredith, 1960-68

Most Games, Four or More Touchdown Passes, Season

- 3 Don Meredith, 1966
- 2 Danny White, 1980

Most Consecutive Games, Four or More Touchdown Passes

- 1 By many, last by Troy Aikman, vs. Rams, 12/3/89

Most Consecutive Games, Touchdown Pass

- 16 Troy Aikman, 1993-94
- 12 Don Meredith, 1965-66
- 12 Roger Staubach, 1977-78

HAD INTERCEPTED**Career**

- 132 Danny White, 1976-88
- 111 Don Meredith, 1960-68
- 109 Roger Staubach, 1969-79

Season

- 25 Eddie LeBaron, 1960
- 25 Danny White, 1980
- 23 Danny White, 1983

Game

- 5 Eddie LeBaron, vs. Phil., 9/30/60
- 5 Eddie LeBaron, vs. StL., 11/5/61
- 5 Danny White, @ Gia., 11/9/80
- 5 Steve Pelluer, vs. Rai., 11/9/86

Game, Opponent

- 6 Pete Liske, @ Phil., 9/26/71

Most Consecutive Passes Attempted, None Intercepted

- 156 Don Meredith, 1965-66
- 151 Troy Aikman, 1993
- 149 Roger Staubach, 1978-79

Most Attempts, No Interceptions, Game

- 47 Danny White, @ S.D., 11/13/83
- 42 Troy Aikman, vs. Wash., 9/9/91
- 41 Troy Aikman, @ G.B., 10/6/91

Most Attempts, No Interceptions, Game, Opponent

- 56 Warren Moon, @ Hou., 11/10/91
- 46 Fran Tarkenton, vs. Gia., 10/11/71
- 46 Sonny Jurgensen, @ Wash., 11/13/66

LOWEST PERCENTAGE PASSES INTERCEPTED**Career (1,500 att.)**

- 3.42 Troy Aikman, 1989-94 (2,281-78)
- 3.70 Roger Staubach, 1969-79 (2,958-109)
- 4.47 Danny White, 1976-88 (2,950-132)

Season (Qualifiers)

- 1.53 Troy Aikman, 1993 (392-6)
- 1.90 Roger Staubach, 1971 (211-4)
- 2.39 Roger Staubach, 1979 (461-11)

Season, Rookie (Qualifiers)

- 6.14 Troy Aikman, 1989 (293-18)

TIMES SACKED**Career**

- 311 Roger Staubach, 1969-79
- 251 Don Meredith, 1960-68
- 242 Danny White, 1976-88

Season

- 58 Don Meredith, 1964
- 47 Steve Pelluer, 1986
- 44 Danny White, 1987

Game

- 11 Steve Pelluer, @ S.D., 11/16/86
- 11 Troy Aikman, vs. Phil., 9/15/91
- 9 Craig Morton, @ G.B., 10/24/65

THE RECORDS

Game, Opponent

- 12 Warren Moon, @ Hou., 9/29/85
- 11 Greg Landry, vs. Det., 10/6/75
- 11 David Norrie, @ Jets, 10/4/87

Highest Attempts/Sack Ratio, Career (1,500 att.)

- 14.9 Troy Aikman, 1989-94 (2,281-153)
- 13.2 Danny White, 1976-88 (3,192-242)
- 10.5 Roger Staubach, 1969-79 (3,269-311)

Highest Attempts/Sack Ratio, Season (Qualifiers)

- 25.8 Troy Aikman, 1994 (361-14)
- 22.9 Eddie LeBaron, 1961 (275-12)
- 21.7 Steve Peiluer, 1988 (456-21)

PASS RECEIVING

RECEPTIONS

Most Seasons Leading Team

- 5 Drew Pearson, 1974-78
- 5 Tony Hill, 1979-82, 1985
- 4 Michael Irvin, 1991-94

Most Consecutive Seasons Leading Team

- 5 Drew Pearson, 1974-78
- 4 Michael Irvin, 1991-94
- 3 Lance Rentzel, 1967-69
- 3 Tony Hill, 1979-81

Most Consecutive Games Leading or Tied Team Lead

- 8 Michael Irvin, 1991-92
- 6 Lance Rentzel, 1968-69
- 6 Bob Hayes, 1966-67
- 6 Billy Howton, 1961-62

Career

- 489 Drew Pearson, 1973-83
- 479 Tony Hill, 1977-86
- 416 Michael Irvin, 1988-94

Season

- 93 Michael Irvin, 1991
- 88 Michael Irvin, 1993
- 79 Michael Irvin, 1994

Season, Rookie

- 46 Bob Hayes, 1965
- 41 Mike Sherrard, 1986
- 32 Don Perkins, 1961
- 32 Michael Irvin, 1988

Game

- 13 Lance Rentzel, vs. Wash., 11/19/67
- 12 Emmitt Smith, @ Phoe., 11/22/92
- 12 Michael Irvin, vs. S.F., 10/17/93

Game, Rookie

- 8 Bob Hayes, vs. Phil., 10/10/65
- 7 Drew Pearson, vs. Mia., 11/22/73
- 7 Karl Pove, @ S.F., 12/22/85

Game, Opponent

- 12 J.R. Wilburn, @ Pitt., 10/22/67
- 12 Jerry Rice, vs. S.F., 11/11/90

Most Consecutive Games, Pass Reception

- 72 Tony Hill, 1981-86
- 65 Michael Irvin, 1990-94
- 58 Drew Pearson, 1974-78

Most Seasons 50 or More Pass Receptions

- 4 Tony Hill, 1979-80, 1984-85
- 4 Michael Irvin, 1991-94
- 3 Drew Pearson, 1974, 1976, 1979
- 3 Herschel Walker, 1986-88
- 3 Jay Novacek, 1990-92
- 3 Emmitt Smith, 1992-94

YARDS

Most Seasons Leading Team

- 8 Tony Hill, 1978-85
- 5 Bob Hayes, 1965-67, 1970-71
- 4 Frank Clarke, 1961-64
- 4 Drew Pearson, 1974-77
- 4 Michael Irvin, 1991-94

Most Consecutive Seasons Leading Team

- 8 Tony Hill, 1978-85
- 4 Frank Clarke, 1961-64
- 4 Drew Pearson, 1974-77
- 4 Michael Irvin, 1991-94

Career

- 7,988 Tony Hill, 1977-86
- 7,822 Drew Pearson, 1973-83
- 7,295 Bob Hayes, 1965-74

Season

- 1,523 Michael Irvin, 1991
- 1,396 Michael Irvin, 1992
- 1,330 Michael Irvin, 1993

Season, Rookie

- 1,003 Bob Hayes, 1965
- 744 Mike Sherrard, 1986
- 654 Michael Irvin, 1988

Game

- 246 Bob Hayes, @ Wash., 11/13/66
- 241 Frank Clarke, vs. Wash., 9/16/62
- 233 Lance Rentzel, vs. Wash., 11/19/67

Game, Rookie

- 203 James Dixon, @ Pho., 11/12/89
- 177 Bob Hayes, vs. Phil., 10/10/65

Game, Opponent

- 238 Harold Jackson, @ Rams, 10/14/73
- 201 Johnny Morris, vs. Chi., 11/18/62
- 199 Charley Taylor, @ Wash., 11/13/66

Longest Pass Reception (All TDs except as noted)

- 95 Bob Hayes (from Meredith), vs. Wash., 11/13/66
- 91 Tony Dorsett (from Staubach), vs. Balt., 9/4/78
- 90 Alvin Harper (from Aikman), @ S.F., 11/13/94 (No TD)

Most Seasons 1,000 or More Yards Pass Receiving

- 4 Michael Irvin, 1991-94
- 3 Tony Hill, 1979-80, 1985
- 2 Bob Hayes, 1965-66
- 2 Drew Pearson, 1974, 1979

Most Games, 100 or More Yards Pass Receiving, Career

- 26 Tony Hill, 1977-86
- 25 Michael Irvin, 1988-94
- 21 Bob Hayes, 1965-75

Most Games, 100 or More Yards Pass Receiving, Season

- 7 Michael Irvin, 1991
- 6 Bob Hayes, 1967
- 6 Michael Irvin, 1992

Most Consecutive Games, 100 or More Yards

- 3 Lance Rentzel, 1968-69
- 3 Michael Irvin, 1991
- 3 Michael Irvin, 1992
- 3 Michael Irvin, 1993

AVERAGE GAIN

Career (200 receptions)

- 20.0 Bob Hayes, 1965-74 (365-7,295)
- 18.6 Frank Clarke, 1960-67 (281-5,214)
- 16.7 Tony Hill, 1977-86 (479-7,988)

Season (Qualifiers)

- 26.1 Bob Hayes, 1970 (34-889)
 24.9 Alvin Harper, 1994 (33-821)
 24.0 Bob Hayes, 1971 (35-840)

Game (3 receptions)

- 45.3 Alvin Harper, @ S.F., 11/13/94 (3-136)
 44.3 Tony Hill, @ Wash., 9/5/83 (3-133)
 42.0 Frank Clarke, @ Gia., 10/20/63 (4-168)

TOUCHDOWNS**Career**

- 71 Bob Hayes, 1965-74
 51 Tony Hill, 1977-86
 50 Frank Clarke, 1960-67

Season

- 14 Frank Clarke, 1962
 13 Bob Hayes, 1966
 12 Lance Rentzel, 1969
 12 Bob Hayes, 1965

Season, Rookie

- 12 Bob Hayes, 1965
 5 Billy Joe Dupree, 1973
 5 Mike Sherrard, 1986
 5 Michael Irvin, 1988

Game

- 4 Bob Hayes, vs. Hou., 12/20/70

Game, Opponent

- 4 Harold Jackson, @ Rams, 10/14/73
 4 Sterling Sharpe, vs. G.B., 11/24/94

Most Consecutive Games, Touchdown

- 7 Frank Clarke, 1961-62
 7 Bob Hayes, 1965-66
 6 Frank Clarke, 1963
 6 Bob Hayes, 1966-67

RUSHING-RECEIVING**Most Seasons Leading Team**

- 9 Tony Dorsett, 1977-85
 5 Emmitt Smith, 1990-94
 3 Calvin Hill, 1969, 1972-73
 3 Herschel Walker, 1986-88

Most Consecutive Seasons Leading Team

- 9 Tony Dorsett, 1977-85
 5 Emmitt Smith, 1990-94
 3 Herschel Walker, 1986-88

ATTEMPTS**Career**

- 3,137 Tony Dorsett, 1977-87 (ru-2,755, re-382)
 1,869 Emmitt Smith, 1990-94 (ru-1,630, re-239)
 1,646 Don Perkins, 1961-68 (ru-1,500, re-146)

Season

- 432 Emmitt Smith, 1992 (ru-373, re-59)
 418 Emmitt Smith, 1994 (ru-368, re-50)
 414 Herschel Walker, 1988 (ru-361, re-53)
 414 Emmitt Smith, 1991 (ru-365, re-49)

Season, Rookie

- 265 Emmitt Smith, 1990 (ru-241, re-24)
 237 Tony Dorsett, 1977 (ru-208, re-29)
 232 Don Perkins, 1961 (ru-200, re-32)

Game

- 42 Emmitt Smith, @ Gia., 1/2/94 (ru-32, re-10)
 39 Emmitt Smith, @ G.B., 10/6/91
 (ru-32, re-7)
 38 Emmitt Smith, @ Cle., 9/1/91 (ru-32, re-6)
 38 Emmitt Smith, vs. Gia., 11/7/94
 (ru-35, re-3)
 38 Emmitt Smith, vs. G.B., 11/24/94
 (ru-32, re-6)

YARDS**Career**

- 15,468 Tony Dorsett, 1977-87 (ru-12,036, re-3,432)
 8,759 Emmitt Smith, 1990-94
 (ru-7,183, re-1,576)
 8,072 Tony Hill, 1977-86 (ru-84, re-7,988)

Season

- 2,048 Emmitt Smith, 1992 (ru-1,713, re-335)
 2,019 Herschel Walker, 1988 (ru-1,514, re-505)
 1,971 Tony Dorsett, 1981 (ru-1,646, re-325)

Season, Rookie

- 1,280 Tony Dorsett, 1977 (ru-1,007, re-273)
 1,174 Calvin Hill, 1969 (ru-942, re-232)
 1,165 Emmitt Smith, 1990 (ru-937, re-228)

Game

- 292 Herschel Walker vs. Phil., 12/14/86
 (ru-122, re-170)
 254 Tony Dorsett, vs. Balt., 9/4/78
 (ru-147, re-107)
 246 Bob Hayes, @ Wash., 11/13/66 (re-246)

PUNTING**PUNTS****Career**

- 612 Danny White, 1976-88
 591 Mike Saxon, 1985-92
 247 Ron Widby, 1968-71

Season

- 86 Mike Saxon, 1986
 82 Danny White, 1984
 81 Danny White, 1981
 81 Mike Saxon, 1985

Season, Rookie

- 81 Mike Saxon, 1985
 68 Mitch Hoopes, 1975
 62 Billy Lothridge, 1964

Game

- 11 Danny White, vs. Phi., 9/23/84
 10 By Many, last by Mike Saxon, vs. Chic.,
 11/17/85

Game, Opponent

- 11 Danny Villanueva, @ Rams, 9/30/62
 11 John James, @ Atl., 9/15/74
 11 Marv Bateman, vs. Buff., 11/15/76
 11 Rich Camarillo, vs. N.E., 11/22/84

Longest Punt

- 84 Ron Widby, @ N.O., 11/3/68
 75 Billy Lothridge, vs. Gia., 10/11/64
 75 Sam Baker, vs. Rams, 9/30/62

Longest Punt, Opponent

- 81 Tom McNeill, @ N.O., 9/28/69
 80 Randall Cunningham, vs. Phil., 10/16/94
 78 Jerry Norton, vs. STL., 11/5/61
 78 Bill Van Heusen, @ Denv., 12/2/73

AVERAGE GROSS YARDS**Career (300 punts)**

- 41.5 Mike Saxon, 1985-92 (591-24,542)
 40.1 Danny White, 1976-84 (612-24,571)

Season (Qualifiers)

- 45.4 Sam Baker, 1962 (57-2,589)
 44.2 Sam Baker, 1963 (71-3,138)
 43.3 Ron Widby, 1969 (63-2,729)

Season, Rookie (Qualifiers)

- 41.9 Mike Saxon, 1985 (81-3,396)
 41.8 John Jett, 1993 (56-2,342)
 40.3 Billy Lothridge, 1964 (62-2,501)

THE RECORDS

Game (4 punts)

53.4 Ron Widby, @ N.O., 11/3/68 (5-267)
53.0 Marv Bateman, vs. Cinc., 11/4/73
(5-265)

51.2 Sam Baker, @ Gia., 10/20/63 (5-256)

Game, Opponent (4 punts)

54.3 Gary Collins, @ Clev., 10/17/65 (6-326)
54.0 Dave Jennings, Gia., 10/5/80 (5-270)
52.8 Jeff Feagles, @ Phil., 10/5/92 (4-211)

AVERAGE NET YARDS

Career (300 punts)

34.8 Mike Saxon, 1985-92 (591-24,542)
34.1 Danny White, 1976-88 (617-21,052)

Season (Qualifiers)

40.7 Sam Baker, 1962 (57-2,319)
40.6 Sam Baker, 1963 (71-2,882)
39.5 Dave Sherer, 1960 (57-2,252)

Season, Rookie (Qualifiers)

38.1 Billy Lothridge, 1964 (62-2,361)
37.7 John Jett, 1993 (56-2,113)
36.2 Marv Bateman, 1972 (51-1,848)

Game (4 punts)

50.6 Ron Widby, @ N.O., 11/3/68 (5-253)
49.2 John Jett, @ Atl., 11/21/93 (6-295)
49.0 Marv Bateman, vs. StL., 9/30/73 (4-191)

Game, Opponent (4 punts)

51.0 Pat Studstill, vs. Rams, 11/25/71 (4-204)
50.0 Dave Jennings, vs. Gia., 10/5/80 (5-250)

HAD BLOCKED

Career

5 Danny White, 1976-88
4 Mike Saxon, 1985-92

Season

2 Marv Bateman, 1973
2 Danny White, 1976
2 Mike Saxon, 1989

Most Consecutive Punts, None Blocked

341 Danny White, 1978-83
204 Mike Saxon, 1989-92
190 Mike Saxon, 1986-89

INSIDE 20

Career

166 Mike Saxon, 1985-92
159 Danny White, 1976-88
48 John Jett, 1993-94

Season

28 Mike Saxon, 1986
27 Danny White, 1977
26 John Jett, 1994

Game

5 Danny Villanueva, @ Clev., 10/17/65
5 Duane Carrell, vs. StL., 11/3/74
4 By many, last by John Jett, @ Atl.,
11/21/93

Fewest Touchbacks in a Season (Qualifiers)

2 Danny White, 1982
3 Allen Green, 1961
3 Danny Villanueva, 1966
3 Marv Bateman, 1972
3 John Jett, 1993

PUNT RETURNS

Most Seasons Leading Team

5 Bob Hayes, 1966-70
4 Kelvin Martin, 1987-88, 1991-92
3 Butch Johnson, 1976-78

Most Consecutive Seasons Leading Team

5 Bob Hayes, 1966-70
3 Butch Johnson, 1976-78

RETURNS

Career

146 Butch Johnson, 1976-83
138 Kelvin Martin, 1987-92
109 Mel Renfro, 1964-77

Season

54 James Jones, 1980
54 Gary Allen, 1984
51 Butch Johnson, 1978

Season, Rookie

54 James Jones, 1980
45 Butch Johnson, 1976
36 Kevin Williams, 1993

Game

9 Butch Johnson, vs. Buf., 11/15/76
8 Ron Fellows, vs. Clev., 11/25/82
7 By many, last by Gary Allen, @ Gia., 9/9/84

Game, Opponent

8 Phil McConkey, vs. Gia., 11/4/84
7 Phillip Epps, vs. G.B., 9/23/84
7 Irving Fryar, vs. N.E., 11/22/84
7 Vai Sikahema, @ StL., 9/13/87

FAIR CATCHES

Career

51 Kelvin Martin, 1987-92
38 Mel Renfro, 1964-77
38 Butch Johnson, 1976-83

Season

18 Golden Richards, 1973
18 Kelvin Martin, 1992
16 Cliff Harris, 1972

Game

4 Golden Richards, @ N.E., 11/16/75
4 Golden Richards, @ Wash., 11/7/74
4 Kelvin Martin, vs. Phil., 12/18/88

Game, Opponent

4 Jim Lindsey, Minn., 9/25/66
4 Rickie Harris, Wash., 12/11/66
4 Bruce Taylor, S.F., 11/23/72
4 Phillip Epps, G.B., 9/23/84
4 Jeff Groth, N.O., 10/21/84

YARDS GAINED

Career

1,430 Kelvin Martin, 1987-92
1,313 Butch Johnson, 1976-83
1,158 Bob Hayes, 1965-74

Season

548 James Jones, 1980
532 Kelvin Martin, 1992
489 Butch Johnson, 1976

Season, Rookie

548 James Jones, 1980
489 Butch Johnson, 1976
418 Mel Renfro, 1964

Game

124 Kelvin Martin, @ Phil., 12/15/91
122 Bob Hayes, vs. Pitt., 12/8/68
117 Mel Renfro, vs. G.B., 11/29/64
117 Butch Johnson, vs. Buf., 11/15/76

Game, Opponent

105 Terance Mathis, @ Jets, 11/4/90
100 Johnny Bailey, @ Phoe., 11/22/92
88 Michael Harper, @ Jets, 10/4/87

Longest Punt Return (All TDs)

- 98 Dennis Morgan, vs. StL., 10/13/74
 90 Bob Hayes, vs. Pitt., 12/8/68
 85 Kelvin Martin, @ Phil., 12/15/91

Longest Punt Return/Opponent (All TDs)

- 98 Terance Mathis, @ Jets, 11/4/90
 78 Michael Harper, @ Jets, 10/4/87
 74 John Roland, vs. StL., 11/16/70

AVERAGE YARDAGE**Career (75 returns)**

- 11.1 Bob Hayes, 1965-74 (104-1,158)
 10.4 Kelvin Martin, 1987-92 (138-1,430)
 9.7 Kevin Williams, 1993-94 (75-730)

Season (Qualifiers)

- 20.8 Bob Hayes, 1968 (15-312)
 15.1 Dennis Morgan, 1974 (19-287)
 13.1 Mel Renfro, 1964 (32-418)

Season, Rookie (Qualifiers)

- 15.1 Dennis Morgan, 1974 (19-287)
 13.1 Mel Renfro, 1964 (32-418)
 10.9 Butch Johnson, 1976 (45-489)

Game (3 returns)

- 40.7 Bob Hayes, vs. Pitt., 12/8/68 (3-122)
 32.0 Kevin Williams, vs. Was., 11/20/94 (3-96)
 29.3 Mel Renfro, vs. G.B., 11/29/64 (4-117)

Game, Opponent (3 returns)

- 30.0 Ron Smith, @ Oak., 12/14/74 (3-90)
 29.3 Michael Harper, @ Jets, 10/4/87 (3-88)
 25.0 Johnny Bailey, @ Pho., 11/22/92 (4-100)

TOUCHDOWNS**Career**

- 3 Bob Hayes, 1965-74
 3 Kelvin Martin, 1987-92
 3 Kevin Williams, 1993-94

Season

- 2 Bob Hayes, 1968
 2 Kelvin Martin, 1992
 2 Kevin Williams, 1993

Game

- 1 By many, last by Kevin Williams,
 vs. Was., 11/20/94

KICKOFF RETURNS**Most Seasons Leading Team**

- 3 Mel Renfro, 1964-66
 3 Butch Johnson, 1976-78

Most Consecutive Seasons Leading Team

- 3 Mel Renfro, 1964-66
 3 Butch Johnson, 1976-78

RETURNS**Career**

- 101 James Dixon, 1989-91
 85 Mel Renfro, 1964-77
 83 Darryl Clack, 1986-89

Season

- 47 James Dixon, 1989
 43 Ron Fellows, 1983
 43 Kevin Williams, 1994

Season, Rookie

- 47 James Dixon, 1989
 40 Mel Renfro, 1964
 38 Ron Springs, 1979

Game

- 8 Mel Renfro, vs. G.B., 11/29/64
 7 Robert Lavette, @ Gia., 10/6/85
 6 By many, last by Alexander Wright, vs.
 Atl., 12/22/91

Game, Opponent

- 8 Mel Gray, @ Det., 11/8/92
 7 Terry Metcalf, @ StL., 10/9/77
 7 Dave Turner, vs. Cinc., 9/30/79
 7 James Owens, vs. S.F., 10/12/80

YARDS**Career**

- 2,315 James Dixon, 1989-91
 2,246 Mel Renfro, 1964-77
 1,837 Kevin Williams, 1993-94

Season

- 1,181 James Dixon, 1989
 1,148 Kevin Williams, 1994
 1,017 Mel Renfro, 1964

Season, Rookie

- 1,181 James Dixon, 1989
 1,017 Mel Renfro, 1964
 823 Dennis Morgan, 1974

Game

- 193 Alexander Wright, vs. Atl., 12/22/91
 186 James Dixon, @ G.B., 10/8/89
 169 Kevin Williams, vs. G.B., 11/24/94

Game, Opponent

- 247 Tim Brown, @ Phil., 11/6/66
 188 James Owens, S.F., 10/12/80
 180 Brian Mitchell, vs. Was., 11/20/94

Longest Kickoff Return (All TDs)

- 102 Alexander Wright, vs. Atl., 12/22/91
 101 Amos Marsh, vs. Phil., 10/14/62
 101 Ike Thomas, vs. Jets, 12/4/71

Longest Kickoff Return, Opponent (All TDs)

- 108 Roy Green, StL., 10/21/79
 95 Robert Brooks, G.B., 10/3/93
 93 Jim Butler, Pitt., 10/30/66
 93 Tim Brown, @ Phil., 11/6/66

AVERAGE YARDAGE**Career (75 returns)**

- 26.4 Mel Renfro, 1964-77 (85-2,246)
 23.2 Butch Johnson, 1976-83 (79-1,832)
 22.9 James Dixon, 1989-91 (101-2,315)

Season (Qualifiers)

- 30.0 Mel Renfro, 1965 (21-630)
 28.4 Cliff Harris, 1971 (29-823)
 26.7 Kevin Williams, 1994 (43-1,148)

Season, Rookie (Qualifiers)

- 26.5 Bob Hayes, 1965 (17-450)
 25.7 Amos Marsh, 1961 (26-667)
 25.4 Mel Renfro, 1964 (40-1,017)

Game (3 returns)

- 48.0 Mark Washington, @ Wash., 11/22/70
 (3-144)
 43.6 Ike Thomas, vs. Rams, 11/25/71 (3-131)
 42.0 Mel Renfro, @ Wash., 11/12/64 (4-168)

Game, Opponent (3 returns)

- 49.4 Tim Brown, @ Phil., 11/6/66 (5-247)
 40.8 Mike Nelms, Was., 11/22/81 (4-163)
 40.0 Jim Butler, Pitt., 10/30/66 (3-120)

TOUCHDOWNS**Career**

- 2 Mel Renfro, 1964-77
 2 Ike Thomas, 1971
 2 Alexander Wright, 1990-91

THE RECORDS

- Season**
2 Ike Thomas, 1971
- Game**
1 By many players, last by Kevin Williams, vs. Ariz., 10/9/94
- Game, Opponent**
2 Tim Brown, @ Phil., 11/6/66

COMBINED KICK RETURNS

MOST RETURNS

- Career**
225 Butch Johnson, 1976-83 (p-146, k-79)
194 Mel Renfro, 1964-77 (p-109, k-85)
189 Kelvin Martin, 1987-92 (p-138, k-51)
- Season**
87 Gary Allen, 1984 (p-54, k-33)
86 James Jones, 1980 (p-54, k-32)
82 Kevin Williams, 1994 (p-39, k-43)
- Game**
12 Mel Renfro, vs. G.B., 11/29/64 (p-4, k-8)
11 Butch Johnson, vs. Buff., 11/15/76 (p-9, k-2)
10 Mel Renfro, @ Wash., 11/13/66 (p-5, k-5)
- Game, Opponent**
12 Larry Jones, vs. Wash., 12/13/75 (p-6, k-6)
10 Phil McConkey, vs. Gia., 11/4/84 (p-8, k-2)
10 Stump Mitchell, @ StL., 9/11/83 (p-5, k-5)
10 Brian Mitchell, vs. Was., 11/20/94 (p-5, k-5)

YARDS GAINED

- Career**
3,145 Butch Johnson, 1976-83 (p-1,313, k-1,832)
3,088 Mel Renfro, 1964-77 (p-842, k-2,246)
2,567 Kevin Williams, 1993-94 (p-730, k-1,837)
- Season**
1,497 Kevin Williams, 1994 (p-349, k-1,148)
1,435 Mel Renfro, 1964 (p-418, k-1,017)
1,268 James Jones, 1980 (p-548, k-720)
- Game**
273 Mel Renfro, vs. G.B., 11/29/64 (p-117, k-156)
212 Butch Johnson, vs. Buff., 11/15/76 (p-117, k-95)
210 Mel Renfro, @ Wash., 11/22/64 (p-42, k-168)
- Game, Opponent**
247 Tim Brown, @ Phil., 11/6/66 (k-247)
213 Stump Mitchell, StL., 9/11/83 (p-53, k-160)
212 Brian Mitchell, vs. Was., 11/20/94 (p-32, k-180)

TOUCHDOWNS

- Career**
4 Kevin Williams, 1993-94 (p-3, k-1)
3 Bob Hayes, 1965-74 (p-3)
3 Mel Renfro, 1964-77 (p-1, k-2)
3 Kelvin Martin, 1987-92 (p-3)
- Season**
2 Bob Hayes, 1968 (p-2)
2 Ike Thomas, 1971 (k-2)
2 Kelvin Martin, 1992 (p-2)
2 Kevin Williams, 1993 (p-2)
2 Kevin Williams, 1994 (p-1, k-1)

- Game**
1 By many players, last by Kevin Williams, vs. Was., 11/20/94

- Game, Opponent**
2 Tim Brown, @ Phil., 11/6/66 (k-2)

COMBINED NET YARDS

Rushing, receiving, interception returns, kickoff returns, punt returns and fumble returns

Most Seasons Leading Team

- 9 Tony Dorsett, 1977-85
5 Emmitt Smith, 1990-94
3 Calvin Hill, 1969, 1972-73
3 Herschel Walker, 1986-88

Most Consecutive Seasons Leading Team

- 9 Tony Dorsett, 1977-85
5 Emmitt Smith, 1990-94
3 Herschel Walker, 1986-88

ATTEMPTS

- Career**
3,153 Tony Dorsett, 1977-87
1,869 Emmitt Smith, 1990-94
1,677 Don Perkins, 1961-68
- Season**
433 Emmitt Smith, 1992
418 Emmitt Smith, 1994
417 Herschel Walker, 1988

Game

- 42 Emmitt Smith, @ Gia., 1/2/94 (ru-32, re-10)
39 Emmitt Smith, @ G.B., 10/6/91 (ru-32, re-7)
38 Emmitt Smith, @ Cle., 9/1/91 (ru-32, re-6)
38 Emmitt Smith, vs. Gia., 11/7/94 (ru-35, re-3)
38 Emmitt Smith, vs. G.B., 11/24/94 (ru-32, re-6)

YARDS

- Career**
15,501 Tony Dorsett, 1977-87
9,104 Bob Hayes, 1965-74
8,759 Emmitt Smith, 1990-94
- Season**
2,048 Emmitt Smith, 1992
2,019 Herschel Walker, 1988
1,998 Amos Marsh, 1962
- Season, Rookie**
1,688 James Dixon, 1989
1,598 Bob Hayes, 1965
1,564 Don Perkins, 1961
- Game**
292 Herschel Walker, vs. Phil., 12/14/86
285 Calvin Hill, @ Wash., 11/16/69
273 Mel Renfro, vs. G.B., 11/29/64

INTERCEPTIONS BY

Most Seasons Leading Team

- 5 Everson Walls, 1981-82, 1985, 1987-88
4 Cornell Green, 1963, 1965-67

Most Consecutive Seasons Leading Team

- 3 Don Bishop, 1960-62
3 Cornell Green, 1965-67

Career

- 52 Mel Renfro, 1964-77
- 44 Everson Walls, 1981-89
- 41 Charlie Waters, 1970-78, 1980-81

Season

- 11 Everson Walls, 1981
- 10 Mel Renfro, 1969
- 9 Everson Walls, 1985

Season, Rookie

- 11 Everson Walls, 1981
- 7 Mel Renfro, 1964
- 7 Michael Downs, 1981

Game

- 3 Herb Adderley, @ Phil., 9/26/71
- 3 Lee Roy Jordan, vs. Cinc., 11/4/73
- 3 Dennis Thurman, vs. Phil., 12/13/81

Consecutive Games Intercepted By

- 5 Don Bishop, 1961
- 4 Charlie Waters, 1972-73
- 4 Dennis Thurman, 1985

Game, Opponent

- 3 7 times, last by Terry Kinard, @ Gia., 9/20/87

YARDS GAINED**Career**

- 626 Mel Renfro, 1964-77
- 584 Charlie Waters, 1970-78, 1980-81
- 562 Dennis Thurman, 1978-85

Season

- 211 Cornell Green, 1963
- 187 Dennis Thurman, 1981
- 182 Herb Adderley, 1971

Season, Rookie

- 136 Mike Gaechter, 1962
- 133 Everson Walls, 1981
- 110 Mel Renfro, 1964

Game

- 121 Mike Gaechter, vs. Wash., 11/3/63
- 102 Herb Adderley, @ Phil., 9/26/71
- 100 Mike Gaechter, vs. Phil., 10/14/62

Game, Opponent

- 110 Jim Steffen, @ Wash., 9/29/63
- 102 Erich Barnes, vs. Gia., 10/15/61
- 98 Delles Howell, @ N.O., 10/17/71
- 98 Ross Fichtner, @ Cle., 10/23/66

Longest Returns (All TDs except as noted)

- 100 Mike Gaechter, vs. Phil., 10/14/62
- 96 Dennis Thurman, @ Wash., 9/6/81 (no TD)
- 94 Darren Woodson, @ Phil., 12/4/94

Longest Return, Opponent

- (All TDs except as noted)
- 102 Erich Barnes, vs. Gia., 10/15/61
- 96 Ray Crockett, @ Det., 10/27/91
- 89 Bruce Maher, vs. Gia., 11/10/68 (no TD)

TOUCHDOWNS**Career**

- 4 Dennis Thurman, 1977-85
- 3 Mel Renfro, 1964-77
- 3 Lee Roy Jordan, 1963-76

Season

- 1 By many players, last by Darren Woodson, Tony Tolbert, and Darrin Smith, 1994

Game

- 1 By many players, last by Tony Tolbert and Darrin Smith, @ N.O., 12/19/94

FUMBLES**OPPONENTS' FUMBLES RECOVERED****Career**

- 19 Ed Jones, 1974-78, 1980-89
- 16 Chuck Howley, 1961-73
- 16 Dave Edwards, 1963-75
- 16 Lee Roy Jordan, 1963-76
- 16 Cliff Harris, 1970-79

Season

- 5 Don Healy, 1961
- 4 Jerry Norton, 1962
- 4 Jethro Pugh, 1967
- 4 Larry Cole, 1971
- 4 Jethro Pugh, 1973
- 4 Dextor Clinkscale, 1983
- 4 Eugene Lockhart, 1985

Game

- 2 Many times, last by Thomas Everett, @ Atl., 12/21/92

Longest Fumble Returns (All TDs)

- 97 Chuck Howley, vs. Atl., 10/2/66
- 86 Michael Downs, @ Hou., 12/13/82
- 84 Don Bishop, vs. St.L., 10/28/62

OPPONENTS' FUMBLE RETURNED FOR TOUCHDOWNS**Career**

- 3 Bob Lilly, 1961-74
- 2 Cornell Green, 1962-74
- 2 Benny Barner, 1972-82
- 2 Mike Hegman, 1976-88
- 2 Michael Downs, 1981-88
- 2 Jim Jeffcoat, 1983-94

SACKS**Most Seasons Led Team**

- 7 Harvey Martin, 1974-77, 1979-80, 1982
- 5 Jethro Pugh, 1968-72
- 4 Jim Jeffcoat, 1985-86, 1989, 1992

Most Consecutive Seasons Leading Team

- 5 Jethro Pugh, 1968-72
- 4 Harvey Martin, 1974-77

TOTAL SACKS**Career**

- 113 Harvey Martin, 1973-83
- 111 Randy White, 1975-88
- 105 Ed Jones, 1974-78, 1980-89

Season

- 20 Harvey Martin, 1977
- 16 Randy White, 1978
- 15 1/2 Jethro Pugh, 1968

Season, Rookie

- 9 Harvey Martin, 1973
- 7 1/2 Jimmie Jones, 1990
- 6 1/2 Bruce Thornton, 1979

Game

- 5 Bob Lilly, @ Pitt., 11/20/66
- 5 Jim Jeffcoat, @ Wash., 11/10/85
- 4 Many times, last by Charles Haley, @ Pitt., 9/4/94

Game, Rookie

- 3 Randy White, @ Det., 10/6/75
- 3 Randy White, @ N.E., 11/16/75
- 2 1/2 5 times, last by Jimmie Jones, vs. T.B., 10/7/90

THE RECORDS

Game, Opponent

- 4 1/2 Jim Katcavage, @ Gia., 10/20/63
4 1/2 Clyde Simmons, vs. Phil., 9/15/91

TACKLES

COMBINED TACKLES

Career

- 1,236 Lee Roy Jordan, 1963-76
1,104 Randy White, 1975-88
1,032 Ed Jones, 1974-78, 1980-89

Season

- 222 Eugene Lockhart, 1989
167 Bob Breunig, 1979
163 Lee Roy Jordan, 1973

Season, Rookie

- 108 Robert Jones, 1992
93 Darrin Smith, 1993
86 Eugene Lockhart, 1984

Game

- 21 Lee Roy Jordan, vs. Phil., 9/26/71
19 Jerry Tubbs, vs. Chic., 11/27/60
19 Eugene Lockhart, vs. Phoe., 10/29/89
19 Ken Norton, @ Wash., 9/6/93
19 Darren Woodson, @ Gia., 1/2/94
19 Robert Jones, @ Phil., 12/4/94

SOLO TACKLES

Career

- 743 Lee Roy Jordan, 1963-76
701 Randy White, 1975-88
693 Ed Jones, 1974-78, 1980-89

Season

- 154 Eugene Lockhart, 1989
100 Lee Roy Jordan, 1975
97 Lee Roy Jordan, 1968

Game

- 16 Eugene Lockhart, vs. Phoe., 10/29/89
14 Lee Roy Jordan, vs. Phil., 10/28/73
13 Eugene Lockhart, vs. Was., 9/24/89

ASSISTED TACKLES

Career

- 493 Lee Roy Jordan, 1963-76
466 Bob Breunig, 1975-84
403 Randy White, 1975-88

Season

- 101 Jerry Tubbs, 1960

Game

- 15 Jerry Tubbs, vs. Chic., 11/27/60

BLOCKED KICKS

BLOCKS

(Extra points, Field Goals and Punts)

Career

- 10 Cornell Green, 1962-74
9 Mike Gaechter, 1962-69
9 Ed Jones, 1974-78, 1980-89

Season

- 3 Jethro Pugh, 1965
3 Ed Jones, 1978
3 Michael Downs, 1986

Game

- 2 Billy Joe DuPree, vs. Gia., 10/21/73
2 Leon Lett, vs. Det., 9/19/94

Game, Opponent

- 2 Bob Freeman, vs. Phil., 9/30/60
2 Matt Blair, @ Min., 10/7/79

BLOCKED EXTRA POINTS

Career

- 2 Cornell Green, 1962-74
2 Mike Gaechter, 1962-69
2 Ed Jones, 1974-78, 1980-89

Season

- 1 By many, last by Jim Jeffcoat, 1989

Game

- 1 By many, last by Jim Jeffcoat, @ Gia.,
12/16/89

Game, Opponent

- 2 Bob Freeman, vs. Phil., 9/30/60
2 Matt Blair, @ Min., 10/7/79

BLOCKED FIELD GOALS

Career

- 8 Cornell Green, 1962-74
7 Mike Gaechter, 1962-69
7 Ed Jones, 1974-78, 1980-89

Season

- 2 10 times, last by Leon Lett, 1994

Game

- 2 Leon Lett, vs. Det., 9/19/94

Game, Opponent

- 1 By many, last by Joe Johnson, @ N.O.,
12/19/94

BLOCKED PUNTS

Career

- 4 Issiac Holt, 1989-92
2 Billy Joe DuPree, 1973-83
2 Thomas Henderson, 1975-79
2 Aaron Kyle, 1976-79
2 Charlie Waters, 1970-78, 1980-81

Season

- 2 Billy Joe DuPree, 1973
2 Aaron Kyle, 1976
2 Issiac Holt, 1990

Game

- 2 Billy Joe DuPree, vs. Gia., 10/21/73

Game, Opponent

- 1 By many, last by Dwayne Jiles, @ Gia.,
12/16/89



Cowboys Team Records

1960 — 12 games; 1961-77 — 14 games; 1978-94 — 16 games.

NOTE: The 1982 regular season was reduced to nine games and the 1987 season to 15 games due to players' strikes.

GAMES WON

Most Consecutive Games Won

- (Incl. postseason)
 12 1971-72
 10 1993-94
 9 1977-78
 8 1977, 1978

Most Consecutive Games Won (Reg. season)

- 11 1968-69
 9 1971-72, 1978-79
 8 1977, 1991-92

Most Games Won, Season (Incl. postseason)

- 16 1992
 15 1977, 1993
 14 1971, 1978, 1980

Most Games Won, Season (Reg. season)

- 13 1992
 12 1968, 1977, 1978, 1980, 1981, 1983,
 1993, 1994

Most Consecutive Games Won, Season

- (Incl. postseason)
 10 1971
 8 1977, 1978, 1993

Most Consecutive Games Won, Season

- (Reg. season)
 8 1977
 7 1971, 1983, 1993

Most Consecutive Games Won, Start of Season

- 8 1977
 7 1983
 6 1968, 1969

Most Consecutive Games Won, End of Season

- 7 1971
 6 1978
 5 1968, 1970, 1991, 1993

Most Consecutive Home Games Won

- 18 1980-81
 11 1971-72, 1991-92
 9 1975-76

Most Consecutive Road Games Won

- 7 1968, 1993-94
 6 1966-67, 1975-76, 1978-79

GAMES LOST

Most Consecutive Games Lost

- 10 1960, 1988
 9 1988-89

Most Consecutive Games Without Victory

- 12 1960
 10 1960, 1988

Most Games Lost, Season

- 15 1989
 13 1988

Most Consecutive Home Games Lost

- 14 1988-89
 6 1960

Most Consecutive Home Games Without Victory

- 14 1988-89
 7 1962-63

Most Consecutive Away Games Lost

- 9 1962-63
 7 1964-65

Most Consecutive Away Games Without Victory

- 9 1962-63
 7 1960, 1964-65

SCORING

Most Points, Season

- 479 1983

Most Points, Opponent, Season

- 402 1962

Fewest Points, Season

- 177 1960
 204 1989

Fewest Points, Opponent, Season

- 186 1968
 208 1978*

Most Points, Game

- 59 vs. Det., 9/15/68
 59 vs. S.F., 10/12/80

Most Points, Opponent, Game

- 54 @ Minn., 10/18/70

Most Points, Both Teams, Game

- 86 @ Buff., 9/19/71 (Dall. 49, Buff. 37)
 82 vs. Minn., 11/26/87
 (Minn. 44, Dall. 38 OT)

Fewest Points, Both Teams, Game

- 8 @ Clev., 12/12/70 (Dall. 6, Clev. 2)

Most Points Overcome To Win Game

- 21 vs. N.C., 10/21/84
 20 @ Wash., 9/5/83
 17 vs. Wash., 12/16/79

Most Points, Opponent, Overcome To Win Game

- 21 @ Wash., 11/28/65
 20 @ Phil., 10/23/88
 17 @ Det., 11/15/81

Most Points, First Half

- 42 vs. Phil., 10/19/69

Most Points, Opponent, First Half

- 34 @ Minn., 10/18/70
 34 @ Rams, 10/14/73
 34 @ Wash., 11/23/86

Most Points, Both Teams, First Half

- 55 vs. Raid., 10/23/83

Most Points, Second Half

- 36 vs. G.B., 11/24/94

Most Points, Opponent, Second Half

- 38 @ St.L., 12/9/62

Most Points, Both Teams, Second Half

- 52 vs. St.L., 9/28/75

Most Points, First Quarter

- 28 vs. Phil., 10/19/69
 28 vs. Jets, 12/4/71

Most Points, Opponent, First Quarter

- 22 @ Cinc. 12/8/85

*16-game record

THE RECORDS

Most Points, Both Teams, First Quarter

35 vs. Phil., 10/19/69
35 vs. Atl., 12/22/91

Most Points, Second Quarter

24 vs. Gia., 9/18/66
24 vs. Pitt., 10/30/66
24 vs. Det., 9/15/68
24 vs. N.E., 10/24/71
24 vs. S.F., 10/12/80
24 @ Wash., 10/2/94

Most Points, Opponent, Second Quarter

28 @ Gia., 12/16/62

Most Points, Both Teams, Second Quarter

38 vs. K.C., 11/10/75
38 vs. Raid., 10/23/83

Most Points, Third Quarter

24 vs. Chi., 12/27/92

Most Points, Opponent, Third Quarter

21 @ Wash., 12/17/61
21 @ Cinc., 12/8/85

Most Points, Both Teams, Third Quarter

35 vs. StL., 9/28/75

Most Points, Fourth Quarter

21 @ Gia., 12/19/85
21 vs. Det., 9/15/68
21 @ Det., 10/6/75

Most Points, Opponent, Fourth Quarter

21 @ StL., 12/9/62
21 @ Wash., 11/28/65
21 vs. StL., 11/16/70
21 @ S.D., 11/5/72
21 @ StL., 9/13/87

Most Points, Both Teams, Fourth Quarter

35 vs. Gia., 10/21/73

Most Consecutive Game Scoring

218 1970-85
146 1960-70

TOUCHDOWNS

Most Touchdowns, Season

60 1980

Most Touchdowns, Opponent, Season

52 1962

Fewest Touchdowns, Season

23 1960
25 1989*

Fewest Touchdowns, Opponent, Season

22 1973
23 1993*

Most Touchdowns, Game

8 vs. Phil., 10/9/66
8 vs. Det., 9/15/68
8 vs. S.F., 10/12/80

Most Touchdowns, Opponent, Game

7 @ StL., 12/9/62
7 @ Cinc., 12/8/85

Most Touchdowns, Both Teams, Game

12 vs. Buff., 9/19/71
11 @ S.F., 12/12/77
11 vs. Minn., 11/26/87

Most Consecutive Games Score Touchdown

75 1979-1984
73 1960-1965
72 1965-1970

POINT AFTER TOUCHDOWNS

Most Points After Touchdowns, Season

59 1980

Most Point After Touchdowns, Opponent, Season

49 1962

Most Point After Touchdowns, Game

8 vs. Det., 9/15/68
8 vs. S.F., 10/12/80

Most Point After Touchdowns, Opponent, Game

7 @ StL., 12/9/62

Most Consecutive Point After Touchdowns

162 1969-73

FIELD GOALS

Most Field Goals Attempted, Season

39 1991
37 1993

Most Field Goals Attempted, Opponent, Season

39 1991
35 1989

Fewest Field Goals Attempted, Season

13 1960
17 1980

Fewest Field Goals Attempted, Opponent, Season

12 1976
15 1977

Most Field Goals Attempted, Game

7 @ Chic., 11/24/68
6 vs. Rams, 9/21/75

Most Field Goals Attempted, Opponent, Game

7 @ Phil., 12/5/65

Most Field Goals Attempted, Both Teams, Game

9 @ Phil., 12/5/65
9 @ Chic., 11/24/68

Most Field Goals Made, Season

30 1993
27 1981, 1991

Most Field Goals Made, Opponent, Season

29 1991
28 1989

Fewest Field Goals Made, Season

6 1960
9 1963, 1967
10 1989

Fewest Field Goals Made, Opponent, Season

7 1976
8 1967

Most Field Goals Made, Game

5 @ Rams, 12/21/87
5 vs. GBay, 10/3/93

Most Field Goals Made, Opponent, Game

4 Many times, last vs. Clev., 12/10/94

Most Field Goals Made, Both Teams, Game

7 @ Hou., 11/10/91

Most Consecutive Games Scoring Field Goal

18 1992-93
10 1972-73, 1975

SAFETIES

Most Safeties, Season

3 1981

Most Safeties, Opponent, Season

2 1960, 1986, 1988

Most Safeties, Game

2 vs. Phil., 11/19/72

*16-game record

FIRST DOWNS

Most First Downs, Season	342 1978, 1983
Most First Downs, Opponent, Season	321 1989 312 1985
Most First Downs, Both Teams, Season	648 1985
Fewest First Downs, Season	180 1960 246 1989*
Fewest First Downs, Opponent, Season	199 1974 232 1978*
Most First Downs, Game	33 @ Det., 9/15/85
Most First Downs, Opponent, Game	33 @ Hou., 11/10/91
Most First Downs, Both Teams, Game	55 vs. Rams, 10/16/77
Fewest First Downs, Game	7 @ Gia., 12/16/89
Fewest First Downs, Opponent, Game	5 @ Phil., 11/6/66 5 vs. Phil., 10/20/74
Fewest First Downs, Both Teams, Game	20 @ GBay, 10/24/65
Most First Downs, Rushing, Season	147 1974
Most First Downs, Rushing, Opponent, Season	122 1981
Fewest First Downs, Rushing, Season	57 1960 78 1989*
Fewest First Downs, Rushing, Opponent, Season	52 1969 68 1992*
Most First Downs, Rushing, Game	19 @ Balt., 12/6/81
Most First Downs, Rushing, Opponent, Game	17 @ Chic., 9/30/84
Fewest First Downs, Rushing, Game	0 vs. StL., 11/16/70
Fewest First Downs, Rushing, Opponent, Game	0 6 times, last @ Phoe., 11/22/92
Most First Downs, Passing, Season	208 1985
Most First Downs, Passing, Opponent, Season	193 1985
Fewest First Downs, Passing, Season	95 1970 135 1990*
Fewest First Downs, Passing, Opponent, Season	94 1977 128 1978*
Most First Downs, Passing, Game	23 @ S.F., 11/10/63
Most First Downs, Passing, Opponent, Game	21 Chic., 11/18/62 21 K.C., 11/20/83 21 @ StL., 11/11/84
Fewest First Downs, Passing Game	2 @ Phoe., 10/14/90

Fewest First Downs, Passing, Opponent, Game	1 3 times, last @ Jets, 12/21/75
Most First Downs, Penalty, Season	33 1985
Most First Downs, Penalty, Opponent, Season	34 1987
Fewest First Downs, Penalty, Season	9 1961, 1962, 1971 22 1979*, 1992*
Fewest First Downs, Penalty, Opponent, Season	10 1969 16 1991*
Most First Downs, Penalty, Game	7 vs. Wash., 12/26/93
Most First Downs, Penalty, Opponent, Game	7 @ Jets, 10/4/87

NET YARDS GAINED RUSHING AND PASSING

Most Yards Gained, Season	5,968 1979
Most Yards Gained, Opponent, Season	5,608 1985
Fewest Yards Gained, Season	3,153 1960 4,081 1990*
Fewest Yards Gained, Opponent, Season	3,213 1977 3,933 1992*
Most Yards Gained, Game	652 vs. Phil., 10/9/66 583 vs. Balt., 9/4/78 578 vs. StL., 9/30/73
Most Yards Gained, Opponent, Game	583 @ Hou., 11/10/91 570 @ Cinc., 12/8/85
Most Yards Gained, Both Teams, Game	995 vs. Mia., 10/25/81 926 @ S.F., 11/10/63
Fewest Yards Gained, Game	90 vs. Phil., 9/15/91 100 @ Phoe., 10/14/90
Fewest Yards Gained, Opponent, Game	62 vs. Seat., 10/11/92 63 @ GBay, 10/24/65
Fewest Yards Gained, Both Teams, Game	255 @ GBay, 10/24/65
Most Consecutive Games, 300 or More Yards	17 1975-76
Most Consecutive Games, 400 or More Yards	4 1976

RUSHING

ATTEMPTS

Most Rushing Attempts, Season	630 1981
Most Rushing Attempts, Opponent, Season	543 1989
Fewest Rushing Attempts, Season	311 1960 355 1989*
Fewest Rushing Attempts, Opponent, Season	313 1969 345 1992*

*16-game record

THE RECORDS

- Most Rushing Attempts, Game**
66 @ Balt., 12/6/81
- Most Rushing Attempts, Opponent, Game**
54 vs. Atl., 10/11/70
- Fewest Rushing Attempts, Game**
10 @ N.O., 9/10/89
- Fewest Rushing Attempts, Opponent, Game**
11 @ Atl., 12/21/92
- YARDS**
- Most Yards Gained Rushing, Season**
2,783 1978
- Most Yards Gained Rushing, Opponent, Season**
2,242 1960
2,226 1984*
- Fewest Yards Gained Rushing, Season**
1,049 1960
1,409 1989*
- Fewest Yards Gained Rushing, Opponent, Season**
1,050 1969
1,244 1992*
- Most Yards Gained Rushing, Game**
354 @ Balt., 12/6/81
- Most Yards Gained Rushing, Opponent, Game**
289 vs. Phil., 10/22/61
- Most Yards Gained Rushing, Both Teams, Game**
510 @ Balt., 12/6/81
466 vs. Phil., 10/22/61
- Fewest Yards Gained Rushing, Game**
20 @ N.O., 9/10/89
20 vs. Gia., 9/16/90
- Fewest Yards Gained Rushing, Opponent, Game**
7 vs. Pitt., 10/30/66
- AVERAGE GAIN**
- Highest Average Gain Rushing, Season**
4.7 1962
4.5 1974
- Lowest Average Gain Rushing, Season**
3.4 1960
3.6 1994
- TOUCHDOWNS**
- Most Touchdowns Rushing, Season**
26 1980, 1994
- Most Touchdowns, Rushing, Opponent, Season**
24 1960
- Fewest Touchdowns, Rushing, Season**
6 1960, 1961
7 1989*
- Fewest Touchdowns, Rushing, Opponent, Season**
2 1968
7 1993*
- Most Touchdowns, Rushing, Game**
5 @ Buff., 9/19/71
5 vs. Phoe., 12/16/90
- Most Touchdowns, Rushing, Opponent, Game**
5 4 times, last vs. Phil., 10/10/65
- Most Touchdowns, Rushing, Both Teams, Game**
6 7 times, last vs. Phoe., 12/16/90

PASSING

ATTEMPTS

- Most Passes Attempted, Season**
604 1984

- Most Passes Attempted, Opponent, Season**
558 1983
- Fewest Passes Attempted, Season**
297 1970
439 1981*
- Fewest Passes Attempted, Opponent, Season**
293 1960
432 1978*
- Most Passes Attempted, Game**
62 @ Det., 9/15/85
- Most Passes Attempted, Opponent, Game**
59 vs. K.C., 11/20/83
- Most Passes Attempted, Both Teams, Game**
99 @ Phil., 10/23/88
- Fewest Passes Attempted, Game**
11 vs. Gia., 10/21/73
11 vs. Atl., 10/11/70
- Fewest Passes Attempted, Opponent, Game**
10 vs. Wash., 10/3/71
10 vs. Mia., 11/22/73
- Fewest Passes Attempted, Both Teams, Game**
28 @ Jets, 12/21/75

COMPLETIONS

- Most Passes Completed, Season**
346 1983
- Most Passes Completed, Opponent, Season**
334 1993
- Fewest Passes Completed Season**
149 1970
251 1978*
- Fewest Passes Completed, Opponent, Season**
146 1960
202 1978*
- Most Passes Completed, Game**
40 @ Det., 9/15/85
- Most Passes Completed, Opponent, Game**
41 @ Hou., 11/10/91
- Most Pass Completions, Both Teams, Game**
65 @ Hou., 11/10/91
58 @ Phil., 10/23/88
- Fewest Passes Completed, Game**
4 vs. Atl., 10/11/70
- Fewest Passes Completed, Opponent, Game**
2 @ Jets, 12/21/75
- Fewest Pass Completions, Both Teams, Game**
8 @ Jets, 12/21/75

YARDS

- Most Yards Gained, Passing, Season**
3,861 1985
- Most Yards Gained, Passing, Opponent, Season**
3,928 1983
- Fewest Yards Gained, Passing, Season**
2,013 1964
2,581 1990*
- Fewest Yards Gained, Passing, Opponent, Season**
1,562 1977
2,288 1980*
- Most Yards Gained, Passing, Game**
452 @ Det., 9/15/85
- Most Yards Gained, Passing, Opponent, Game**
437 Chic., 11/18/62

*16-game record

Most Yards Gained, Passing, Both Teams, Game720 @ Gia., 10/6/85
708 vs. Mia., 10/25/81**Fewest Yards Gained, Passing, Game**

-10 @ GBay, 10/24/65

Fewest Yards Gained, Passing, Opponent, Game-1 @ GBay, 10/24/65
-1 @ Jets, 12/21/75**Fewest Yards Gained, Passing, Both Teams, Game**

-11 @ GBay, 10/24/75

COMPLETION PERCENTAGE**Highest Completion Percentage, Season**

66.7 1993 (317 of 475)

Highest Completion Percentage, Opponent, Season

61.7 1989 (301 of 488)

Lowest Completion Percentage, Season

46.1 1960 (163 of 354)

Lowest Completion Percentage, Opponent, Season

40.5 1960 (159 of 393)

Highest Completion Percentage, Game (10 att.)

87.5 @ Phil., 11/6/83 (21 of 24)

Highest Completion Percentage, Opponent, Game (10 att.)

85.7 @ Det., 12/11/60 (12 of 14)

Highest Completion Percentage, Both Teams, Game

80.7 @ Gia., 10/10/76 (25 of 31)

Lowest Completion Percentage, Game

28.6 vs. Wash., 9/26/65 (6 of 21)

Lowest Completion Percentage, Opponent, Game

15.4 @ Jets, 12/21/75 (2 of 13)

Lowest Completion Percentage, Both Teams, Game

28.6 @ Jets, 12/21/75 (8 of 28)

TOUCHDOWNS**Most Touchdowns, Passing, Season**

31 1962, 1983

Most Touchdowns, Passing, Opponent, Season

33 1962

Fewest Touchdowns, Passing, Season

10 1964

12 1990*

Fewest Touchdowns, Passing, Opponent, Season

10 1970

11 1978*

Most Touchdowns, Passing, Game

5 6 times, last @ Gia., 10/30/83

Most Touchdowns, Passing, Opponent, Game

5 vs. Balt., 10/30/60

5 @ Clev., 11/2/69

SACKS**TOTAL SACKS****Most Sacks, Season**

62 1985

Most Sacks, Opponent, Season

68 1964

Fewest Sacks, Season

20 1960, 1963

23 1991*

Fewest Sacks, Opponent, Season

20 1994

Most Sacks, Game

12 @ Pitt., 11/20/66

12 @ Hou., 9/29/85

Most Sacks, Opponent, Game

11 @ S.D., 11/16/86

11 vs. Phil., 9/15/91

Most Sacks, Both Teams, Game

17 @ Pitt., 11/20/66

Games With No Sacks Allowed, Season

8 1994

SACK YARDAGE**Most Sack Yardage, Season**

459 1985

Most Sack Yardage, Opponent, Season

503 1964

Fewest Sack Yardage, Season

143 1963

151 1991*

Fewest Sack Yardage, Opponent, Season

93 1994

Most Sack Yardage, Game

84 vs. Det., 10/6/75

Most Sack Yardage, Opponent, Game

67 N.O., 9/25/83

67 vs. Phil., 9/15/91

INTERCEPTIONS**TOTAL INTERCEPTIONS****Most Interceptions, Season**

37 1981

Most Interceptions, Opponent, Season

33 1960

Fewest Interceptions, Season

7 1989

10 1988

Fewest Interceptions, Opponent, Season

6 1993

10 1977

Most Interceptions, Game

7 vs. Phil., 9/30/60

7 @ Phil., 9/26/71

Most Interceptions, Opponent, Game

5 5 times, last by vs. Raid., 11/9/86

YARDS GAINED**Most Yards, Season**

549 1963

523 1980

Most Yards, Opponent, Season

586 1961

437 1963

Fewest Yards, Season

37 1989

67 1987

Fewest Yards, Opponent, Season

47 1993

93 1974

Most Yards, Game

183 vs. Wash., 11/3/63

150 @ Phil., 9/26/71

Most Yards, Opponent, Game

138 vs. Gia., 10/15/61

129 @ Minn., 10/18/70

*16-game record

THE RECORDS

TOUCHDOWNS

- Most Touchdowns By Interceptions, Season**
4 1985
- Most Touchdowns By Interceptions, Opponent, Season**
4 1990

PUNTING

TOTAL PUNTS

- Most Punts, Season**
108 1984
- Most Punts, Opponent, Season**
108 1978
- Most Punts, Game**
11 vs. Phil., 9/3/84
- Most Punts, Opponent, Game**
11 4 times, last by vs. N.E., 11/22/84
- Fewest Punts, Game**
0 vs. Clev., 12/3/61
0 vs. Det., 9/15/68
0 vs. Balt., 9/4/78
- Fewest Punts, Opponent, Game**
0 vs. Phil., 10/22/61
0 vs. Gia., 9/29/91
- Fewest Punts, Both Teams, Game**
1 vs. Clev., 12/3/61
- Consecutive Punts, No Blocks**
396 1961-66
382 1978-83
- Consecutive Punts, No Blocks, Opponent**
591 1977-84
329 1960-65

AVERAGE YARDAGE

- Highest Average Distance, Punting, Season**
45.4 1962
- Highest Average Distance, Punting, Opponent, Season**
45.5 1961
- Highest Average Distance, Punting, Game (4 punts)**
53.4 vs. N.O., 11/3/68
- Highest Average Distance, Punting, Opponent, Game (4 punts)**
54.3 @ Clev., 10/17/65

PUNT RETURNS

TOTAL RETURNS

- Most Punt Returns, Season**
63 1978
- Most Punt Returns, Opponent, Season**
55 1984
- Fewest Punt Returns, Season**
18 1962
29 1991*
- Fewest Punt Returns, Opponent, Season**
15 1972
28 1991*
- Most Punt Returns, Game**
9 vs. Buff., 11/15/76
- Most Punt Returns, Opponent, Game**
8 vs. Gia., 11/4/84

YARDS GAINED

- Most Yards, Punt Returns, Season**
573 1974
- Most Yards, Punt Returns, Opponent, Season**
588 1983
- Fewest Yards, Punt Returns, Season**
81 1962
197 1989*
- Fewest Yards, Punt Returns, Opponent, Season**
41 1972
169 1993*
- Most Yards, Punt Returns, Game**
124 @ Phil., 12/15/91
- Most Yards, Punt Returns, Opponent, Game**
109 vs. StL., 11/16/70

TOUCHDOWNS

- Most Touchdowns, Punt Returns, Season**
2 1968, 1992, 1993
- Most Touchdowns, Punt Returns, Opponent, Season**
1 9 times, last 1990

KICKOFF RETURNS

TOTAL RETURNS

- Most Kickoff Returns, Season**
77 1983
- Most Kickoff Returns, Opponent, Season**
82 1994
- Fewest Kickoff Returns, Season**
33 1973
36 1993*
- Fewest Kickoff Returns, Opponent, Season**
32 1960
46 1989*
- Most Kickoff Returns, Game**
9 @ Minn., 10/18/70
- Most Kickoff Returns, Opponent, Game**
10 Det., 9/15/68

YARDS GAINED

- Most Yards, Kickoff Returns, Season**
1,709 1989
- Most Yards, Kickoff Returns, Opponent, Season**
1,806 1983
- Fewest Yards, Kickoff Returns, Season**
699 1992
718 1969
- Fewest Yards, Kickoff Returns, Opponent, Season**
811 1960
853 1989
- Most Yards, Kickoff Returns, Game**
260 vs. S.F., 11/7/65
- Most Yards, Kickoff Returns, Opponent, Game**
261 @ Phil., 11/6/66

TOUCHDOWNS

- Most Touchdowns, Kickoff Returns, Season**
2 1971
- Most Touchdowns, Kickoff Returns, Opponent, Season**
3 1966

*16-game record

FUMBLES

TOTAL FUMBLES

- Most Fumbles, Season**
46 1961
- Most Fumbles, Opponent, Season**
44 1973
- Fewest Fumbles, Season**
16 1992
- Fewest Fumbles, Opponent, Season**
15 1994
- Most Fumbles, Game**
7 vs. Gia., 10/11/71
- Most Fumbles, Opponent, Game**
7 @ Wash., 11/28/65
7 vs. K.C., 11/10/75

FUMBLES LOST

- Most Fumbles Lost, Season**
21 1961, 1971, 1979
- Most Fumbles Lost, Opponent, Season**
25 1971
- Fewest Fumbles Lost, Season**
9 1990, 1992
- Fewest Fumbles Lost, Opponent, Season**
9 1988, 1994
- Most Fumbles Lost, Game**
5 3 times, last vs. K.C., 11/10/75
- Most Fumbles Lost, Opponent, Game**
5 4 times, last vs. Raid., 10/23/83
- Most Consecutive Games without Losing Fumble**
4 1991, 1992, 1994

PENALTIES

TOTAL PENALTIES

- Most Penalties, Season**
141 1988
- Most Penalties, Opponent, Season**
108 1985
- Fewest Penalties, Season**
47 1961
74 1991*
- Fewest Penalties, Opponent, Season**
38 1961
70 1979*
- Most Penalties, Game**
17 @ Clev., 12/4/88
16 @ Jets, 10/4/87
- Most Penalties, Opponent, Game**
14 TBay, 10/8/83
- Fewest Penalties, Game**
0 @ StL., 12/10/61
0 vs. Wash., 11/23/80
0 @ Wash., 11/5/89
- Fewest Penalties, Opponent, Game**
0 @ Pitt., 10/21/62
0 @ Phil., 12/5/65

YARDS PENALIZED

- Most Yards Penalized, Season**
1,148 1988
- Most Yards Penalized, Opponent, Season**
990 1985

Fewest Yards Penalized, Season

- 427 1961
610 1991*
- Fewest Yards Penalized, Opponent, Season**
362 1961
653 1993*
- Most Yards Penalized, Game**
161 @ Wash., 11/2/70
159 vs. Phil., 10/13/68
- Most Yards Penalized, Opponent, Game**
185 vs. TBay, 10/9/83
166 @ StL., 10/9/77
- Fewest Yards Penalized, Game**
0 @ StL., 12/10/61
0 vs. Wash., 11/23/80
0 @ Wash., 11/5/89
- Fewest Yards Penalized, Opponent, Game**
0 @ Pitt., 10/21/62
0 @ Phil., 12/5/65

BLOCKED KICKS

BLOCKS

(Extra Points, Field Goals and Punts)

- Most, Season**
14 1965
- Most, Season, Opponent**
7 1973
- Most, Game**
3 @ Pitt., 10/31/65
- Most, Game, Opponent**
3 @ Wash., 10/8/73

BLOCKED EXTRA POINTS

- Most, Season**
4 1965
- Most, Season, Opponent**
2 1960, 1979
- Most, Game**
2 @ Pitt., 10/31/65
- Most, Game, Opponent**
2 vs. Phil., 9/30/60
2 @ Min., 10/7/79

BLOCKED FIELD GOALS

- Most, Season**
9 1965
- Most, Season, Opponent**
5 1973
- Most, Game**
2 Five times, last vs. Det., 9/19/94
- Most, Game, Opponent**
2 Five times, last @ StL., 11/11/84

BLOCKED PUNTS

- Most, Season**
4 1976
3 1991
2 1973, 1977, 1990, 1992
- Most, Season, Opponent**
2 1973, 1976, 1989
- Most, Game**
2 @ Gia., 10/21/73
2 @ Hou., 11/10/91
- Most, Game, Opponent**
1 Many times, last @ Gia., 12/16/89

*16-game record

Largest Margin of Victory

1. 49 points, (56-7) vs. Philadelphia, Oct. 9, 1966
2. 46 points, (59-13) @ Detroit, Sept. 15, 1968
3. 45 points, (52-7) vs. N.Y. Giants, Sept. 18, 1966
4. 45 points, (59-14) vs. San Francisco, Oct. 12, 1980
5. 44 points, (51-7) vs. Seattle, Nov. 27, 1980
6. 42 points, (52-10) vs. Houston, Dec. 20, 1970
- 42 points, (52-10) vs. N.Y. Jets, Dec. 4, 1971
8. 38 points, (38-0) @ Baltimore, Sept. 4, 1978
9. 37 points, (40-3) @ New Orleans, Sept. 24, 1973
- 37 points, (37-0) vs. Detroit, Oct. 30, 1977

Largest Margin of Defeat

1. 44 points, (44-0) vs. Chicago, Nov. 17, 1985
2. 41 points, (48-7) vs. Cleveland, Oct. 16, 1960
- 41 points, (54-13) @ Minnesota, Oct. 18, 1970
4. 40 points, (43-3) vs. Minnesota, Nov. 13, 1988
5. 38 points, (45-7) vs. Baltimore, Oct. 30, 1960
- 38 points, (38-0) vs. St. Louis, Nov. 16, 1970
7. 36 points, (43-7) vs. Philadelphia, Oct. 22, 1961
8. 34 points, (41-7) @ Green Bay, Nov. 13, 1960
9. 32 points, (52-20) @ St. Louis, Dec. 9, 1962
- 32 points, (42-10) @ Cleveland, Nov. 2, 1969

Cowboys Big Days

RUSHING

- 237 - Emmitt Smith @ Philadelphia, Oct. 31, 1993 (30 carries).
- 206 - Tony Dorsett vs. Philadelphia, Dec. 4, 1977 (23 carries).**
- 183 - Tony Dorsett @ N.Y. Giants, Nov. 9, 1980 (24 carries).
- 182 - Emmitt Smith @ Phoenix, Sept. 22, 1991 (23 carries).
- 175 - Tony Dorsett @ Baltimore, Dec. 6, 1981 (30 carries).
- 174 - Emmitt Smith @ Atlanta, Dec. 21, 1992 (24 carries).
- 173 - Herschel Walker @ New England, Nov. 15, 1987 (28 carries).
- 172 - Emmitt Smith vs. Philadelphia, Dec. 6, 1993 (23 carries).
- 171 - Emmitt Smith @ Pittsburgh, Sept. 4, 1994 (31 carries).
- 168 - Emmitt Smith @ N.Y. Giants, Jan. 2, 1994 (32 carries).
- 163 - Emmitt Smith vs. Philadelphia, Nov. 1, 1992 (30 carries).
- 163 - Emmitt Smith vs. N.Y. Giants, Nov. 7, 1994 (35 carries).
- 162 - Tony Dorsett @ New England, Sept. 21, 1981 (19 carries).
- 160 - Emmitt Smith vs. Atlanta, Dec. 22, 1991 (32 carries).
- 159 - Tony Dorsett vs. L.A. Rams, Oct. 18, 1981 (27 carries).
- 159 - Tony Dorsett @ Houston, Sept. 29, 1985 (23 carries).
- 154 - Tony Dorsett vs. St. Louis, Sept. 24, 1978 (21 carries).
- 153 - Calvin Hill vs. San Francisco, Nov. 10, 1974 (32 carries).
- 153 - Tony Dorsett @ Minnesota, Jan. 3, 1983 (16 carries).
- 153 - Emmitt Smith vs. Washington, Dec. 26, 1993 (21 carries).
- 152 - Tony Dorsett vs. New Orleans, Nov. 19, 1978 (25 carries).
- 152 - Emmitt Smith @ L.A. Raiders, Oct. 25, 1992 (29 carries).
- 151 - Tony Dorsett @ Washington, Sept. 5, 1983 (14 carries).
- 150 - Calvin Hill @ Washington, Nov. 16, 1969 (27 carries).**
- 149 - Tony Dorsett @ Green Bay, Nov. 12, 1978 (23 carries).
- 149 - Herschel Walker @ Phoenix, Sept. 12, 1988 (29 carries).
- 147 - Tony Dorsett vs. Baltimore, Sept. 4, 1978 (15 carries).
- 145 - Tony Dorsett @ Minnesota, Oct. 7, 1979 (21 carries).
- 143 - Emmitt Smith vs. Detroit, Sept. 19, 1994 (29 carries).
- 141 - Tony Dorsett @ St. Louis, Oct. 9, 1977 (14 carries).**
- 141 - Tony Dorsett @ Minnesota, Oct. 2, 1983 (26 carries).

Bold denotes rookie

RUSHING (cont.)

- 140 - Calvin Hill vs. Philadelphia, Oct. 20, 1974 (26 carries).
 140 - Emmitt Smith vs. Washington, Sept. 7, 1992 (27 carries).
138 - Calvin Hill @ New Orleans, Sept. 28, 1969 (23 carries).
 137 - Don Perkins vs. St. Louis, Oct. 28, 1962 (24 carries).
 137 - Don Perkins vs. N.Y. Giants, Oct. 11, 1964 (17 carries).
 137 - Herschel Walker vs. St. Louis, Dec. 27, 1987 (25 carries).

100-YARD RUSHING GAMES - CAREER

	100-YARD GAMES	TEAM RECORD	PCT.
Tony Dorsett.....	43	39-4	.907
Emmitt Smith.....	31	28-3	.903
Calvin Hill.....	16	14-2	.875
Don Perkins.....	10	5-4-1	.550
Herschel Walker.....	9	5-4	.556
Duane Thomas.....	6	6-0	1.000
Robert Newhouse.....	5	5-0	1.000
Walt Garrison.....	2	2-0	1.000
Scott Laidlaw.....	2	2-0	1.000
Amos Marsh.....	2	2-0	1.000
Dan Reeves.....	2	1-1	.500
Paul Palmer.....	1	1-0	1.000
Preston Pearson.....	1	0-1	.000
Total.....	130	110-19-1	.850

PASSING

- 460 - Don Meredith @ San Francisco, Nov. 10, 1963 (30 of 48).
 406 - Don Meredith @ Washington, Nov. 13, 1966 (21 of 29).
 394 - Don Meredith @ Philadelphia, Nov. 6, 1966 (14 of 24).
 389 - Gary Hogeboom @ San Francisco, Dec. 22, 1985 (28 of 49).
379 - Troy Aikman @ Phoenix, Nov. 12, 1989 (21 of 40).
 377 - Danny White vs. Tampa Bay, Oct. 9, 1983 (29 of 44).
 362 - Danny White vs. Atlanta, Oct. 27, 1985 (27 of 47).
 359 - Danny White @ Washington, Dec. 13, 1987 (27 of 49).
 358 - Don Meredith vs. N.Y. Giants, Sept. 18, 1966 (14 of 24).
 354 - Danny White vs. Miami, Oct. 25, 1981 (22 of 32).
 349 - Craig Morton vs. Houston, Dec. 20, 1970 (13 of 17).
 347 - Danny White vs. Pittsburgh, Sept. 13, 1982 (25 of 36).
 345 - Eddie LeBaron vs. Pittsburgh, Sept. 24, 1960 (15 of 28).
 343 - Gary Hogeboom @ L.A. Rams, Sept. 3, 1984 (33 of 47).
 342 - Danny White @ N.Y. Giants, Oct. 6, 1985 (31 of 46).
 342 - Steve Pelluer @ Philadelphia, Oct. 23, 1988 (32 of 46).
 341 - Danny White vs. Minnesota, Nov. 26, 1987 (25 of 41).
 339 - Roger Staubach vs. Baltimore, Sept. 26, 1976 (22 of 28).
 339 - Steve Pelluer @ N.Y. Giants, Nov. 2, 1986 (28 of 38).
 339 - Troy Aikman @ San Francisco, Nov. 13, 1994 (23 of 42).

300-YARD PASSING GAMES - CAREER

	300-YARD GAMES	TEAM RECORD	PCT.
Danny White.....	10	5-5	.500
Don Meredith.....	7	6-1	.857
Roger Staubach.....	5	3-2	.600
Troy Aikman.....	5	2-3	.400
Steve Pelluer.....	4	2-2	.500
Gary Hogeboom.....	3	2-1	.667
Jason Garrett.....	1	1-0	1.000
Eddie LeBaron.....	1	0-1	.000
Craig Morton.....	1	1-0	1.000
Total.....	37	22-15	.595

Bold denotes rookie

THE RECORDS

RECEIVING

- 246 - Bob Hayes @ Washington, Nov. 13, 1966 (9 catches).
 241 - Frank Clarke vs. Washington, Sept. 16, 1962 (10 catches).
 223 - Lance Rentzel vs. Washington, Nov. 19, 1967 (13 catches).
 213 - Tony Hill vs. Philadelphia, Nov. 12, 1979 (7 catches).
 210 - Michael Irvin vs. Phoenix, Sept. 20, 1992 (8 catches).
203 - James Dixon @ Phoenix, Nov. 12, 1989 (6 catches).
 195 - Bob Hayes vs. N.Y. Giants, Sept. 18, 1966 (6 catches).
 190 - Frank Clarke @ San Francisco, Nov. 10, 1963 (8 catches).
 188 - Drew Pearson @ Detroit, Oct. 6, 1975 (6 catches).
 187 - Bob Hayes vs. Houston, Dec. 20, 1970 (6 catches).
 181 - Bob Hayes vs. Baltimore, Dec. 13, 1969 (5 catches).
 181 - Tony Hill @ Detroit, Sept. 15, 1985 (11 catches).
177 - Bob Hayes vs. Philadelphia, Oct. 10, 1965 (8 catches).
 170 - Bob Hayes @ Pittsburgh, Oct. 22, 1967 (7 catches).
 170 - Herschel Walker vs. Philadelphia, Dec. 14, 1986 (9 catches).
 169 - Michael Irvin vs. Atlanta, Dec. 22, 1991 (10 catches).
 168 - Frank Clarke @ N.Y. Giants, Oct. 20, 1963 (4 catches).
 168 - Michael Irvin vs. L.A. Rams, Nov. 15, 1992 (8 catches).
 168 - Michael Irvin vs. San Francisco, Oct. 17, 1993 (12 catches).
 164 - Mike Renfro @ San Francisco, Dec. 22, 1985 (9 catches).

100-YARD RECEIVING GAMES - CAREER

	100-YARD GAMES	TEAM RECORD	PCT.
Tony Hill	26	17-9	.654
Michael Irvin	25	19-6	.760
Bob Hayes	21	16-5	.762
Drew Pearson	19	11-8	.579
Lance Rentzel	12	10-2	.833
Frank Clarke	12	4-6-2	.417
Alvin Harper	6	4-2	.667
Bill Howton	5	1-4	.200
Jay Novacek	4	1-3	.250
Doug Cosbie	4	2-2	.500
Mike Renfro	4	2-2	.500
Ray Alexander	3	1-2	.333
Herschel Walker	3	1-2	.333
Doug Donley	2	2-0	1.000
Billy Joe DuPree	2	2-0	1.000
Preston Pearson	2	2-0	1.000
Dan Reeves	2	2-0	1.000
Ron Sellers	2	2-0	1.000
Mike Sherrard	2	2-0	1.000
Emmitt Smith	2	2-0	1.000
Kelvin Edwards	2	1-1	.500
Lee Folkins	2	1-1	.500
Jim Doran	2	0-2	.000
Cornell Burbage	1	1-0	1.000
Buddy Dial	1	1-0	1.000
Tony Dorsett	1	1-0	1.000
Ron Springs	1	1-0	1.000
Tommy McDonald	1	0-0-1	.500
James Dixon	1	0-1	.000
Butch Johnson	1	0-1	.000
Karl Powe	1	0-1	.000
Total	172	109-60-3	.642

Bold denotes rookie

Cowboys Longest Plays

LONG RUNS FROM SCRIMMAGE

- 99 - Tony Dorsett @ Minnesota, Jan. 3, 1983 (TD).
84 - Tony Dorsett vs. Philadelphia, Dec. 4, 1977 (TD).
 84 - Herschel Walker vs. Philadelphia, Dec. 14, 1986 (TD).
77 - Tony Dorsett @ St. Louis, Oct. 9, 1977 (TD).
 77 - Tony Dorsett @ Washington, Sept. 5, 1983.
 75 - Tony Dorsett @ New England, Sept. 21, 1981 (TD).
 75 - Emmitt Smith vs. Washington, Sept. 9, 1991 (TD).
73 - Amos Bullocks vs. Chicago, Nov. 18, 1962 (TD).
71 - Amos Marsh vs. N.Y. Giants, Oct. 15, 1961.
 70 - Amos Marsh @ Washington, Nov. 4, 1962.
68 - Les Shy vs. Philadelphia, Oct. 9, 1966.
 68 - Emmitt Smith vs. N.Y. Giants, Nov. 26, 1992 (TD).
 67 - Dan Reeves vs. Washington, Dec. 11, 1966 (TD).
 64 - Jim Stiger @ Washington, Nov. 22, 1964.
 63 - Tony Dorsett vs. New Orleans, Nov. 19, 1978.
 63 - Paul Palmer @ Kansas City, Oct. 22, 1989 (TD).
 62 - Kelvin Edwards vs. Philadelphia, Oct. 11, 1987 (TD).
 62 - Emmitt Smith @ Philadelphia, Oct. 31, 1993 (TD).
 60 - Tony Dorsett vs. Atlanta, Oct. 27, 1985 (TD).
 60 - Herschel Walker @ New England, Nov. 15, 1987 (TD).
 60 - Emmitt Smith @ Phoenix, Sept. 22, 1991 (TD).

LONG FORWARD PASSES

- 95 - Don Meredith to Bob Hayes @ Washington, Nov. 13, 1966 (TD).
 91 - Roger Staubach to Tony Dorsett vs. Baltimore, Sept. 4, 1978 (TD).
 90 - Troy Aikman to Alvin Harper @ San Francisco, Nov. 13, 1994.
 89 - Craig Morton to Bob Hayes @ Kansas City, Oct. 25, 1970 (TD).
 87 - Troy Aikman to Michael Irvin vs. Phoenix, Sept. 20, 1992 (TD).
 86 - Craig Morton to Lance Rentzel vs. Philadelphia, Nov. 1, 1970 (TD).
 86 - Bernie Kosar to Emmitt Smith vs. Phoenix, Nov. 14, 1993.
 85 - Eddie LeBaron to Amos Marsh @ L.A. Rams, Sept. 30, 1962 (TD).
 85 - Roger Staubach to Bob Hayes @ N.Y. Giants, Dec. 12, 1971 (TD).
 84 - Don Meredith to Pete Gent vs. Pittsburgh, Oct. 30, 1966 (TD).
 84 - Steve Pelluer to Herschel Walker vs. Philadelphia, Dec. 14, 1986 (TD).

LONG PUNTS

- 84 - Ron Widby @ New Orleans, Nov. 3, 1968.
 75 - Sam Baker @ L.A. Rams, Sept. 30, 1962.
75 - Billy Lothridge vs. N.Y. Giants, Oct. 11, 1964.
 73 - Danny White vs. L.A. Rams, Oct. 14, 1979.
 71 - Sam Baker @ N.Y. Giants, Dec. 16, 1962.
71 - Billy Lothridge vs. St. Louis, Sept. 12, 1964.
 67 - Dave Sherer @ St. Louis, Oct. 23, 1960.
 64 - Sam Baker vs. N.Y. Giants, Dec. 1, 1963.
 64 - Mike Saxon vs. Atlanta, Dec. 22, 1991.
 63 - Mike Saxon @ St. Louis, Sept. 13, 1987.

LONG PUNT RETURNS

- 98 - Dennis Morgan @ St. Louis, Oct. 13, 1974 (TD).**
 90 - Bob Hayes vs. Pittsburgh, Dec. 8, 1968 (TD).
 85 - Kelvin Martin @ Philadelphia, Dec. 15, 1991 (TD).
 83 - Kevin Williams vs. Washington, Nov. 20, 1994 (TD).

Bold denotes rookie

THE RECORDS

LONG PUNT RETURNS (cont.)

- 79 - Kelvin Martin vs. Washington, Sept. 7, 1992 (TD).
- 74 - Kelvin Martin vs. L.A. Rams, Nov. 15, 1992 (TD).
- 69 - Bob Hayes vs. St. Louis, Nov. 23, 1967 (TD).
- 69 - Mel Renfro vs. Green Bay, Nov. 29, 1964 (TD).**
- 68 - Gary Allen vs. Kansas City, Nov. 20, 1983 (TD).
- 64 - Kevin Williams vs. Miami, Nov. 25, 1993 (TD).**

LONG KICKOFF RETURNS

- 102 - Alexander Wright vs. Atlanta, Dec. 22, 1991 (TD).
- 101 - Amos Marsh vs. Philadelphia, Oct. 14, 1962 (TD).
- 101 - Ike Thomas vs. N.Y. Jets, Dec. 4, 1971 (TD).**
- 100 - Mel Renfro vs. San Francisco, Nov. 7, 1965 (TD).
- 100 - Mark Washington @ Washington, Nov. 22, 1970 (TD).**
- 97 - Thomas Henderson vs. St. Louis, Sept. 28, 1975 (TD).**
- 97 - James Dixon @ Kansas City, Oct. 22, 1989 (TD).**
- 90 - James Dixon @ Green Bay, Oct. 8, 1989.**
- 90 - Alexander Wright vs. N.Y. Giants, Sept. 16, 1990 (TD).**
- 89 - Ike Thomas vs. L.A. Rams, Nov. 25, 1971 (TD).**

LONG INTERCEPTION RETURNS

- 100 - Mike Gaechter vs. Philadelphia, Oct. 14, 1962 (TD).**
- 96 - Dennis Thurman @ Washington, Sept. 6, 1981.
- 94 - Darren Woodson @ Philadelphia, Dec. 4, 1994 (TD).
- 90 - Mel Renfro @ St. Louis, Oct. 4, 1965 (TD).
- 86 - Mike Gaechter vs. Washington, Nov. 3, 1963.
- 79 - Thomas Henderson vs. Tampa Bay, Oct. 2, 1977 (TD).
- 78 - Dennis Thurman @ St. Louis, Nov. 2, 1980 (TD).
- 74 - Jim Ridlon @ N.Y. Giants, Nov. 8, 1964 (TD).
- 68 - Randy Hughes vs. Cincinnati, Sept. 30, 1979.
- 68 - Dextor Clinkscale vs. N.Y. Giants, Sept. 18, 1983 (TD).

LONG FUMBLE RETURNS

- 97 - Chuck Howley @ Atlanta, Oct. 2, 1966 (TD).
- 86 - Michael Downs @ Houston, Dec. 13, 1982 (TD).
- 84 - Don Bishop vs. St. Louis, Oct. 28, 1962 (TD).
- 77 - Jim Jeffcoat vs. Washington, Sept. 24, 1989 (TD).
- 72 - Benny Barnes @ San Francisco, Oct. 11, 1981 (TD).
- 63 - Jim Ridlon vs. Philadelphia, Dec. 6, 1964 (TD).
- 58 - Chuck Howley vs. San Francisco, Nov. 7, 1965.
- 54 - Mike Montgomery vs. Detroit, Oct. 30, 1972 (TD).
- 42 - Bob Lilly @ St. Louis, Dec. 15, 1963 (TD).
- 41 - Bob Lilly @ Washington, Nov. 28, 1965.

LONG RETURNS OF FIELD GOAL ATTEMPTS

- 94 - Jerry Norton @ St. Louis, Dec. 9, 1962 (TD).
- 62 - Ron Fellows vs. New Orleans, Sept. 25, 1983 (TD).
- 60 - Mike Gaechter @ Washington, Nov. 28, 1965 (TD).
- 60 - Obert Logan @ N.Y. Giants, Dec. 19, 1965 (TD).**
- 51 - Bernard Ford @ Philadelphia, Dec. 10, 1989.

Bold denotes rookie

Temperature at Kickoff

Cowboys Warmest Games

DATE	TEAM	W/L	SCORE	TEMPERATURE
9/20/92	Phoenix	W	31-20	99°
9/13/81	St. Louis	W	30-17	98°
9/12/88	at Phoenix	W	17-14	98°
9/12/93	Buffalo	L	10-13	97°
9/16/90	N.Y. Giants	L	7-28	96°
9/21/80	Tampa Bay	W	28-17	95°
10/1/89	N.Y. Giants	L	13-30	94°
9/25/77	N.Y. Giants	W	41-21	93°
9/30/79	Cincinnati	W	38-13	93°
9/19/93	at Phoenix	W	17-10	93°
Playoffs				
12/19/76	L.A. Rams	L	12-14	71°
1/21/79	*Pittsburgh	L	31-35	71°
1/17/71	*Baltimore	L	13-16	70°

*at Miami

Cowboys Coldest Games

DATE	TEAM	W/L	SCORE	TEMPERATURE
12/15/63	at St. Louis	W	28-24	16°
12/6/92	at Denver	W	31-27	19°
12/16/89	at N.Y. Giants	L	0-15	20°
12/15/68	at N.Y. Giants	W	28-10	21°
12/11/60	at Detroit	L	14-23	22°
12/16/73	at St. Louis	W	30-3	22°
12/19/81	at N.Y. Giants	L	10-13	25°
12/9/61	at St. Louis	L	20-52	26°
12/21/75	at N.Y. Jets	W	31-21	28°
12/11/88	at Washington	W	24-17	29°

Coldest regular season home game:

11/25/93 Miami L 14-16 32°

Playoffs

12/31/67	at Green Bay	L	17-21	-13°
1/11/81	at Philadelphia	L	7-20	16°
12/28/75	at Minnesota	W	17-14	27°
12/26/83	L.A. Rams	L	17-27	27°

The Last Time . . .

400 YARDS TOTAL OFFENSE

By Cowboys - 436, vs. Green Bay, 11/24/94
Playoffs - 451, @ San Francisco, 1/15/95

By Opponents - 400, @ Atlanta, 11/21/93
Playoffs - 415, @ San Francisco, 1/17/93

500 YARDS TOTAL OFFENSE

By Cowboys - 554, @ Detroit, 9/15/85
Playoffs - 528, vs. L.A. Rams, 12/28/80

By Opponents - 583, @ Houston, 11/10/91
Playoffs - Has never happened

300 YARDS PASSING IN A GAME BY A PLAYER

By Cowboys - Jason Garrett, 311, vs. Green Bay, 11/24/94
Playoffs - Troy Aikman, 380, @ San Francisco, 1/15/95

By Opponents - Randall Cunningham, 327, @ Philadelphia, 12/4/94
Playoffs - Brett Favre, 331, Green Bay, 1/16/94

400 YARDS PASSING IN A GAME BY A PLAYER

By Cowboys - Don Meredith, 406, @ San Francisco, 11/13/66
Playoffs - Has never happened

By Opponents - Warren Moon, @ Houston, 432, 11/10/91
Playoffs - Has never happened

4 TOUCHDOWN PASSES IN A GAME BY A PLAYER

By Cowboys - Troy Aikman, vs. L.A. Rams, 12/3/89
Playoffs - Troy Aikman, vs. Buffalo, 1/31/93

By Opponents - Brett Favre, Green Bay, 11/24/94
Playoffs - Terry Bradshaw, Pittsburgh, 1/21/79

100 YARDS RUSHING IN A GAME BY A PLAYER

By Cowboys - Emmitt Smith, 112, vs. Cleveland, 12/10/94
Playoffs - Emmitt Smith, 132, vs. Buffalo, 1/30/94

By Opponents - Barry Sanders, 194, vs. Detroit, 9/19/94
Playoffs - Eric Dickerson, 248, @ L.A. Rams, 1/4/86

200 YARDS RUSHING IN A GAME BY A PLAYER

By Cowboys - Emmitt Smith, 237, @ Philadelphia, 10/31/93
Playoffs - Has never happened

By Opponents - Greg Bell, 206, @ Buffalo, 11/18/84
Playoffs - Eric Dickerson, 248, @ L.A. Rams, 1/4/86

3 TOUCHDOWNS RUSHING IN A GAME BY A PLAYER

By Cowboys - Emmitt Smith (7, 1, 1), @ Detroit, 11/8/92
Playoffs - Has never happened

By Opponents - Cleveland Gary (16, 4, 1), @ L.A. Rams, 11/18/90
Playoffs - Larry Schreiber (1, 1, 1), @ San Francisco, 12/23/72

100 YARDS RECEIVING IN A GAME BY A PLAYER

By Cowboys - Michael Irvin, 117, @ Philadelphia, 12/4/94
Playoffs - Michael Irvin, 192, @ San Francisco, 1/15/95

By Opponents - Sterling Sharpe, 122 Green Bay, 11/24/94
Playoffs - Robert Brooks, 138, Green Bay, 1/8/95

3 TOUCHDOWN CATCHES IN A GAME BY A PLAYER

By Cowboys - Michael Irvin (87, 41, 4), vs. Phoenix, 9/20/92
Playoffs - Preston Pearson (18, 15, 19), @ L.A. Rams, 1/14/76

By Opponents - Sterling Sharpe (four TDs) (1, 36, 30, 5), Green Bay 11/24/94
Playoffs - Has never happened

3 TOUCHDOWNS IN A GAME BY A PLAYER

By Cowboys - Emmitt Smith (3 rushing), @ Detroit, 11/8/92
Playoffs - Preston Pearson (3 receiving), @ L.A. Rams, 1/14/76

By Opponents - Cleveland Gary (3 rushing), @ L.A. Rams, 11/18/90
Playoffs - Larry Schreiber (3 rushing), @ San Francisco, 12/23/72

4 TOUCHDOWNS IN A GAME BY A PLAYER

By Cowboys - Emmitt Smith (4 rushing), vs. Phoenix, 12/16/90
Playoffs - Has never happened

By Opponents - Sterling Sharpe (4 receiving), Green Bay, 11/24/94
Playoffs - Has never happened

3 INTERCEPTIONS IN A GAME BY A PLAYER

By Cowboys - Dennis Thurman, vs. Philadelphia, 12/13/81
Playoffs - Dennis Thurman, vs. Green Bay, 1/16/83

By Opponents - Roger Wehril, @ St. Louis, 12/7/75
Playoffs - Has never happened

PUNT RETURNED FOR A TOUCHDOWN

By Cowboys - Kevin Williams, 83 yards, vs. Washington, 11/20/94
Playoffs - Golden Richards, 63 yards, vs. Minnesota, 12/30/73

By Opponents - Terance Mathis, 98 yards, @ N.Y. Jets, 11/4/90
Playoffs - Has never happened

KICKOFF RETURNED FOR A TOUCHDOWN

By Cowboys - Kevin Williams, 87 yards, vs. Arizona, 10/9/94
Playoffs - Has never happened

By Opponents - Robert Brooks, 95 yards, Green Bay, 10/3/93
Playoffs - Vic Washington, 97 yards, @ San Francisco, 12/23/72

INTERCEPTION RETURNED FOR A TOUCHDOWN

By Cowboys - Tony Tolbert (54 yards) and Darrin Smith (13 yards), @ New Orleans, 12/19/94
Playoffs - Dennis Thurman, 39 yards, vs. Green Bay, 1/16/83

By Opponents - Martin Mayhew, 31 yards, @ Washington, 11/24/91
Playoffs - Eric Davis, 44 yards, @ San Francisco, 1/15/95

FUMBLE RETURNED FOR A TOUCHDOWN

By Cowboys - Russell Maryland, 26 yards, vs. Chicago, 12/27/92
Playoffs - James Washington, 46 yards, vs. Buffalo, 1/30/94

By Opponents - Eric Davis, 47 yards, San Francisco, 10/17/93
Playoffs - Hugh Green, 60 yards, Tampa Bay, 1/9/83

PUNT BLOCKED

By Cowboys - Ken Norton, @ N.Y. Giants, 9/13/92

Playoffs - Darrick Brownlow, @ Chicago, 12/29/91

By Opponents - Dwayne Jiles, @ N.Y. Giants, 12/16/89

Playoffs - Steve Tasker, Buffalo, 1/31/93

PUNT BLOCKED FOR A TOUCHDOWN

By Cowboys - Ken Norton, @ N.Y. Giants, (Robert Williams runs 3 yards), 9/13/92

Playoffs - Has never happened

By Opponents - Miles McPherson, @ San Diego, (Derrie Nelson runs 21 yards), 11/13/83

Playoffs - Has never happened

PUNT BLOCKED FOR A SAFETY

By Cowboys - Issiac Holt, vs. Washington, 9/7/92

Playoffs - Has never happened

By Opponents - Ron McGovern, @ Kansas City, 10/22/89

Playoffs - Reggie Harrison, Pittsburgh, 1/18/76

SAFETY SCORED

By Cowboys - Issiac Holt, blocked Kelly Goodburn punt out of end zone, vs. Wash., 9/7/92

Playoffs - Randy White, tackled Vince Ferragamo in end zone, vs. L.A. Rams, 12/30/79

By Opponents - Rodney Peete fumbled out the back of the end zone, @ N.Y. Giants, 12/24/94

Playoffs - Reggie Harrison, Pitt., blocked Mitch Hoopes punt out of end zone, 1/18/76

FIELD GOAL BLOCKED

By Cowboys - Leon Lett, vs. Detroit, 9/19/94 (twice)

Playoffs - Aaron Mitchell, @ Philadelphia, 1/11/81

By Opponents - Joe Johnson, @ New Orleans, 12/19/94

Playoffs - Frank Nunley, @ San Francisco, 1/2/72

BLOCKED FIELD GOAL RETURNED FOR A TOUCHDOWN

By Cowboys - Ron Fellows, vs. New Orleans, 62 yards, (blocked by Ed Jones), 9/25/83

Playoffs - Has never happened

By Opponents - William White, @ Detroit, 55 yards, (blocked by Marc Spindler), 10/27/91

Playoffs - Has never happened

PAT KICK MISSED

By Cowboys - Lin Elliott, @ Washington, 9/6/93

Playoffs - Lin Elliott, @ San Francisco, 1/17/93

By Opponents - Fumbled snap, @ Denver, 12/6/92

Playoffs - Jan Stenerud, Green Bay, 1/16/83

PAT KICK BLOCKED

By Cowboys - Jim Jeffcoat, @ N.Y. Giants, 12/16/89

Playoffs - Rod Hill, vs. Green Bay, 1/16/83

By Opponents - Shawn Patterson, @ Green Bay, 10/8/89

Playoffs - Carl Eller, Minnesota, 1/1/78

TWO POINT ATTEMPT MADE

By Cowboys - Has never happened

Playoffs - Has never happened

By Opponents - Has never happened

Playoffs - Has never happened

TWO POINT ATTEMPT FAILED

By Cowboys - E. Smith rush, vs. Green Bay, 11/24/94

Playoffs - Has never happened

By Opponents - R. Cunningham pass incomplete, @ Philadelphia, 12/4/94

Playoffs - B. Favre pass incomplete, Green Bay, 1/8/95

50 POINTS SCORED IN A GAME

By Cowboys - Dallas 51, Seattle, 7, 11/27/80

Playoffs - Dallas 52, Buffalo 17, 1/31/93

By Opponents - @ Cincinnati 50, Dallas 24, 12/8/85

Playoffs - Has never happened

40 POINTS SCORED IN A GAME

By Cowboys - Dallas 42, Green Bay 31, 11/24/94

Playoffs - Dallas 52, Buffalo 17, 1/31/93

By Opponents - Minnesota 43, Dallas 3, 11/13/88

Playoffs - Has never happened

SHUTOUT SCORED IN A GAME

By Cowboys - Dallas 27, Seattle 0, 10/11/92

Playoffs - Dallas 38, Tampa Bay 0, 1/2/82

By Opponents - Philadelphia 24, Dallas 0, 9/15/91

Playoffs - @ L.A. Rams 20, Dallas 0, 1/4/86

Consecutive Winning Seasons

LONGEST WINNING STREAKS OF ALL-TIME

1. New York Yankees (1926-1964).....	39
2. Montreal Canadiens (1951/52-1982/83).....	32
*3. Boston Bruins (1967/68-1994/95).....	28
4. DALLAS COWBOYS (1966-1985).....	20
5. Baltimore Orioles (1968-1985).....	18
6. Chicago White Sox (1951-1967).....	17
7. Chicago Black Hawks (1960/61-1975/76).....	16
Los Angeles Raiders (1965-1980).....	16
Boston Red Sox (1967-1982).....	16
Philadelphia Flyers (1972/73-1987/88).....	16
Los Angeles Lakers (1976/77-1991/92).....	16
*Active	

THANKSGIVING DAY RECORD

(18-8-1)

1966 W Cleveland 26-14	1981 W Chicago 10-9
1967 W St. Louis 46-21	1982 W Cleveland 31-14
1968 W Washington 29-20	1983 W St. Louis 35-17
1969 T San Francisco 24-24	1984 W New England 20-17
1970 W Green Bay 16-3	1985 W St. Louis 35-17
1971 W Los Angeles 28-21	1986 L Seattle 31-14
1972 L San Francisco 31-10	1987 L Minnesota 44-38 (OT)
1973 L Miami 14-7	1988 L Houston 25-17
1974 W Washington 24-23	1989 L Philadelphia 27-0
1975 DNP	1990 W Washington 27-17
1976 W St. Louis 19-14	1991 W Pittsburgh 20-10
1977 DNP	1992 W N.Y. Giants 30-3
1978 W Washington 37-10	1993 L Miami 14-16
1979 L Houston 30-24	1994 W Green Bay 42-31
1980 W Seattle 51-7	

COWBOYS' WON-LOST RECORD

(Regular Season)

Vs. AFC - 54-30	On Thanksgiving Day - 18-8-1
On Monday Night Football - 25-22*	Game After Thanksgiving - 21-6
Week After MNF - 22-21+	On Thursdays - 0-1
On Sunday Night Football - 8-5	(non-Thanksgiving)
(ESPN 1-2) (TNT 2-0)	On Saturdays - 10-9
In Overtime - 7-5	On Fridays - 0-1
In Season Openers - 26-8-1	In Domes - 14-9

*The Cowboys played three Monday night games prior to the creation of ABC-TV Monday Night Football.
 *Three times the Cowboys final game of the season was on a Monday night. Once they followed with a bye.

The Playoff Records



Cowboys Career Playoff Records

RUSHING

Player	G	Att.	Yds.	Avg.	Long	TD
1. Dorsett, Tony (1977-85).....	17	302	1,383	4.6	53	9
2. Smith, Emmitt (1990-94).....	10	205	919	4.5	38	10
3. Newhouse, Robert (1972-83).....	23	174	651	3.7	19	3
4. Thomas, Duane (1970-71).....	6	130	520	4.0	23	4
5. Garrison, Walt (1966-74).....	15	126	493	4.0	19	0
6. Staubach, Roger (1969-79).....	20	76	432	5.7	29	0
7. Hill, Calvin (1969-74).....	8	90	335	3.8	48	2
8. Perkins, Don (1961-68).....	4	66	284	4.0	24	3
9. Springs, Ron (1979-83).....	9	42	201	4.8	32	2
10. Dennison, Doug (1974-78).....	7	38	130	3.4	14	2

RECEIVING

Player	G	Att.	Yds.	Avg.	Long	TD
1. Pearson, Drew (1973-83).....	22	67	1,105	16.5	83t	8
2. Irvin, Michael (1988-94).....	10	61	973	16.0	53	5
3. Novacek, Jay (1990-94).....	10	49	512	10.4	25	5
4. Hill, Tony (1977-85).....	17	46	618	13.4	49	4
5. Dorsett, Tony (1977-85).....	17	46	403	8.8	32	1
6. Pearson, Preston (1975-80).....	13	43	504	11.7	34	3
7. DuPree, Billy Joe (1973-83).....	22	38	438	11.5	28	4
8. Smith, Emmitt (1990-94).....	10	31	234	7.5	28	2
9. Hayes, Bob (1965-74).....	15	27	425	15.7	86t	3
10. Johnson, Butch (1976-83).....	17	25	394	15.8	45t	4

RUSHING-RECEIVING

Player	G	Rushing	Receiving	Total
1. Dorsett, Tony (1977-85).....	17	1,383	403	1,786
2. Smith, Emmitt (1990-94).....	10	919	234	1,153
3. Pearson, Drew (1973-83).....	22	16	1,105	1,121
4. Irvin, Michael (1988-94).....	10	0	973	973
5. Newhouse, Robert (1972-83).....	23	651	69	720
6. Hill, Tony (1977-85).....	17	-6	618	612

PASSING (Min. 150 Attempts)

Player	G	Att.	Comp.	Pct.	Yds.	TD	Int.	Rating
1. Aikman, Troy (1989-94).....	9	270	186	68.9	2,312	17	8	103.8
2. Staubach, Roger (1969-79).....	20	410	223	54.4	2,791	24	19	76.0
3. White, Danny (1976-85).....	18	360	206	57.2	2,284	15	16	71.6

THE PLAYOFF RECORDS

SCORING

Player	G	TD	PAT	FG	Total
1. Septien, Rafael (1978-85)	13	—	40	18	94
2. Smith, Emmitt (1990-94)	10	12	—	—	72
3. Dorsett, Tony (1977-85)	17	10	—	—	60
4. Fritsch, Toni (1971-73, 75)	7	—	15	12	51
5. Pearson, Drew (1973-83)	22	8	—	—	48
6. Clark, Mike (1968-71, 73)	8	—	14	9	41
7. Herrera, Efren (1974, 1976-77)	4	—	10	7	31
8. Thomas, Duane (1970-71)	6	5	—	—	30
Irvin, Michael (1988-94)	10	5	—	—	30
Novacek, Jay (1990-94)	10	5	—	—	30

FIELD GOALS (Min. 10 Field Goals)

Player	G	Att.	Made	Pct.	Long
1. Septien, Rafael (1978-85)	15	21	18	85.7	50
2. Fritsch, Toni (1971-73, 75)	7	14	12	85.7	45

PUNTING (Min. 25 Punts)

Player	G	No.	Avg.	Long	Blk
1. Saxon, Mike (1985-92)	6	26	43.5	57	1
2. Widby, Ron (1968-71)	8	51	40.1	65	0
3. White, Danny (1976-83)	17	84	36.6	53	0

PUNT RETURNS (Min. 10)

Player	G	No.	Yds.	Avg.	Long	TD
1. Hayes, Bob (1965-74)	15	12	151	12.6	68	0
2. Johnson, Butch (1976-83)	17	19	208	11.0	44	0

KICKOFF RETURNS (Min. 10)

Player	G	No.	Yds.	Avg.	Long	TD
1. Williams, Kevin (1993-94)	5	12	303	25.3	50	0
2. Harris, Cliff (1970-79)	21	11	243	22.1	34	0
3. Martin, Kelvin (1987-92)	5	11	237	21.5	39	0
4. Jones, James (1980-82, 1984-85)	6	13	267	20.5	33	0
5. Fellows, Ron (1981-85)	6	11	191	17.4	33	0
6. Johnson, Butch (1976-83)	17	12	207	17.3	26	0

INTERCEPTIONS

Player	G	No.	Yds.	Avg.	Long	TD
1. Water, Charlie (1970-78, 80-81)	25	9	124	13.8	29	0
2. Thurman, Dennis (1978-85)	13	7	126	18.0	39t	1
3. Harris, Cliff (1970-79)	21	6	103	17.2	30	0
4. Howley, Chuck (1961-73)	11	4	89	22.3	41	0
Lewis, D.D. (1968-81)	27	4	64	16.0	23	0
Jordan, Lee Roy (1963-76)	19	4	34	8.5	41	0
Renfro, Mel (1964-77)	21	4	32	8.0	19	0
8. Washington, James (1990-93)	8	3	46	15.3	21	0
Everett, Thomas (1992-93)	6	3	36	12.0	22	0
Walls, Everson (1981-85)	7	3	20	6.7	20	0
Hughes, Randy (1975-80)	12	3	1	0.3	1	0
Barnes, Benny (1972-82)	21	3	0	0.0	0	0

Cowboys Individual Playoff Records

SERVICE

Most Games, Career

- 27 D.D. Lewis, 1968, 1970-81
 26 Larry Cole, 1968-80
 25 Charlie Waters, 1970-78, 1980-81

SCORING

POINTS

Most Points, Game

- 18 Craig Baynham, vs. Cleveland, 12/24/67
 18 Preston Pearson, @ L.A. Rams, 1/4/76
 13 Toni Fritch, @ L.A. Rams, 1/4/76
 13 Efen Herrera, vs. Chicago, 12/26/77
 13 Rafael Septien, vs. Green Bay, 1/16/83

Game, Opponent

- 18 Larry Schreiber, @ S.F., 12/23/72
 14 Curt Knight, @ Washington, 12/31/72

TOUCHDOWNS

Game

- 3 Craig Baynham, vs. Cleveland, 12/24/67
 (2-r, 1-p)
 3 Preston Pearson, @ L.A. Rams, 1/4/76 (3-p)

Game, Opponent

- 3 Larry Schreiber, @ S.F., 12/23/72 (3-r)

Most Consecutive Games Scoring Touchdown

- 5 Duane Thomas, 1970-71
 4 Emmitt Smith, 1993-94
 3 Tony Dorsett, 1977-78
 3 Tony Dorsett, 1981-82
 3 Emmitt Smith, 1992
 3 Alvin Harper, 1993-94
 3 Jay Novacek, 1993-94

POINTS AFTER TOUCHDOWNS

Most Attempted, Career

- 40 Rafael Septien, 1978-86

Most Attempted, Game

- 7 Danny Villanueva, vs. Cleveland, 12/24/67
 7 Lin Elliott, vs. Buffalo, 1/31/93

Most Made, Career

- 40 Rafael Septien, 1978-86

Most Made, Game

- 7 Danny Villanueva, vs. Cleveland, 12/24/67
 7 Lin Elliott, vs. Buffalo, 1/31/93

Made, Opponent

- 5 Don Cockroft, vs. Cleveland, 12/28/69
 5 Roy Gerela, vs. Pittsburgh, 1/21/79
 5 Eddie Murray, @ Detroit, 1/5/92
 5 Doug Brien, @ San Francisco, 1/15/95

Most Made, No Misses, Career

- 40 Rafael Septien 1978-86

FIELD GOALS

Most Attempted, Game

- 5 Efen Herrera, vs. Denver, 1/15/78
 4 Mike Clark, @ Cleveland, 12/21/68

Most Attempted, Opponent, Game

- 6 David Ray, vs. L.A. Rams, 12/23/73
 4 Curt Knight, @ Washington, 12/31/72

Most Made, Game

- 3 5 times, last by Eddie Murray vs.
 Buffalo, 1/30/94

Most Made, Opponent, Game

- 4 Curt Knight, @ Washington, 12/31/72
 3 David Ray, vs. L.A. Rams, 12/23/73

Most Consecutive Field Goals Made

- 15 Rafael Septien, 1978-82
 7 Efen Herrera, 1976-77
 6 Eddie Murray, 1993

Most Consecutive Games Made

- 7 Toni Fritch, 1972-76
 6 Rafael Septien, 1976-78
 4 Efen Herrera, 1982-83

Longest Field Goal

- 50 Rafael Septien, vs. Green Bay, 1/16/83
 50 Eddie Murray, vs. S.F., 1/23/94
 48 Rafael Septien, vs. Atlanta, 1/30/78

Longest Field Goal, Opponent

- 54 Steve Christie, vs. Buffalo, 1/30/94
 51 Roy Gerela, vs. Pittsburgh, 1/21/79
 50 Chris Jacke, vs. Green Bay, 1/8/95

SAFETIES

Most, Game

- 1 George Andrie and Jethro Pugh, vs.
 Detroit, 12/26/70
 1 Jim Jensen, vs. L.A. Rams, 12/19/76

Most, Opponent, Game

- 1 Alan Page, @ Minnesota, 12/25/71
 1 Reggie Harrison, vs. Pittsburgh, 1/18/76

RUSHING

ATTEMPTS

Game

- 30 Duane Thomas, vs. Detroit, 12/26/70
 30 Emmitt Smith, vs. Buffalo, 1/30/94
 27 Duane Thomas, @ San Francisco, 1/3/71
 27 Tony Dorsett, vs. Green Bay, 1/16/83

Opponent, Game

- 36 John Riggins, vs. Washington, 1/22/83
 34 Eric Dickerson, @ L.A. Rams, 1/4/86
 30 Larry Brown, @ Washington, 12/31/72

YARDS GAINED

Game

- 160 Tony Dorsett, vs. L.A. Rams, 12/28/80
 143 Duane Thomas, @ San Francisco, 1/3/71
 135 Duane Thomas, vs. Detroit, 12/26/70

Game, Opponent

- 248 Eric Dickerson, @ L.A. Rams, 1/4/86
 194 Wilbert Montgomery, @ Philadelphia,
 1/11/81
 140 John Riggins, vs. Washington, 1/22/83

Longest Run

- 53 Tony Dorsett, @ L.A. Rams, 1/7/79
 38 Emmitt Smith, vs. Buffalo, 1/31/93
 32 Ron Springs, vs. L.A. Rams, 12/28/80

Longest Run, Opponent

- 71 James Lofton, vs. Green Bay, 1/16/83 (TD)
 55 Wilbert Montgomery, @ Philadelphia, 1/7/79
 55 Eric Dickerson, vs. L.A. Rams, 12/26/83 (TD)

Most Games, 100 or More Yards

- 5 Emmitt Smith, 1991-93
 3 Tony Dorsett, 1978-83
 2 Duane Thomas, 1970-71

Most Consecutive Games, 100 or More Yards

- 3 Emmitt Smith, 1992
- 2 Duane Thomas, 1970-71

AVERAGE GAIN

Career (50 attempts)

- 5.68 Roger Staubach, 1969-79 (76-432)
- 4.58 Tony Dorsett, 1977-85 (302-1,383)
- 4.48 Emmitt Smith, 1990-94 (205-919)

Game (10 attempts)

- 7.27 Tony Dorsett, vs. L.A. Rams, 12/28/80 (22-160)
- 6.94 Calvin Hill, @ San Francisco, 12/23/72 (18-125)
- 6.35 Don Perkins, vs. Green Bay, 1/1/67 (17-108)

TOUCHDOWNS

Game

- 2 Don Perkins, vs. Cleveland, 12/24/67
- 2 Craig Baynham, vs. Cleveland, 12/24/67
- 2 Tony Dorsett, vs. Chicago, 12/26/77
- 2 Emmitt Smith, vs. Buffalo, 1/30/94
- 2 Blair Thomas, vs. Green Bay, 1/8/95
- 2 Emmitt Smith, @ San Francisco, 1/15/95

Opponent, Game

- 3 Larry Schreiber, @ San Francisco, 12/23/72
- 2 4 times, last by Eric Dickerson, @ L.A. Rams, 1/4/86

Most Consecutive Games Rushing for Touchdown

- 4 Emmitt Smith, 1993-94
- 3 Duane Thomas, 1971-72
- 3 Tony Dorsett, 1977-78
- 3 Tony Dorsett, 1981-82
- 3 Emmitt Smith, 1992

PASSING

ATTEMPTS

Game

- 53 Danny White, vs. L.A. Rams, 12/26/83
- 53 Troy Aikman, @ San Francisco, 1/15/95
- 45 Danny White, vs. Tampa Bay, 1/9/83

Game, Opponent

- 50 Jim Kelly, vs. Buffalo, 1/30/94
- 45 Brett Favre, vs. Green Bay, 1/16/94
- 45 Steve Young, vs. San Francisco, 1/22/94

COMPLETIONS

Game

- 32 Danny White, vs. L.A. Rams, 12/26/83
- 30 Troy Aikman, @ San Francisco, 1/15/95
- 28 Troy Aikman, vs. Green Bay, 1/16/94

Opponent, Game

- 31 Jim Kelly, vs. Buffalo, 1/30/94
- 29 Erik Kramer, @ Detroit, 1/5/92
- 28 Brett Favre, vs. Green Bay, 1/16/94

Consecutive Passes Completed

- 8 Danny White, vs. Green Bay, 1/16/83
- 8 Troy Aikman, vs. Buffalo, 1/31/93
- 7 Roger Staubach, vs. Pittsburgh, 1/18/76
- 7 Danny White, vs. Tampa Bay, 1/2/82

COMPLETION PERCENTAGE

Game (20 attempts)

- 76.67 Troy Aikman, vs. Green Bay, 1/8/95 (23 of 30)
- 75.68 Troy Aikman, vs. Green Bay, 1/16/94 (28 of 37)
- 73.33 Troy Aikman, vs. Buffalo, 1/31/93 (22 of 30)

YARDS GAINED

Game

- 380 Troy Aikman, @ San Francisco, 1/15/95
- 337 Troy Aikman, vs. Green Bay, 1/8/95
- 330 Danny White, vs. L.A. Rams, 12/26/83

Game, Opponent

- 341 Erik Kramer, @ Detroit, 1/5/92
- 332 Lynn Dickey, vs. Green Bay, 1/16/83
- 320 Steve Bartkowski, @ Atlanta, 1/4/81

Most Games, 300 or More Passing Yards, Career

- 4 Troy Aikman, 1991-94
- 3 Danny White, 1976-88

Longest Pass Completion (All TDs)

- 94 Troy Aikman (to Harper), vs. Green Bay, 1/8/95
- 86 Don Meredith (to Hayes), vs. Cleveland, 12/24/67
- 83 Roger Staubach (to D. Pearson), vs. L.A. Rams, 12/23/73

Opponent, Longest Pass Completion (All TDs except as noted)

- 75 Frank Ryan (to Paul Warfield), vs. Cleveland, 12/24/67
- 75 John Unitas (to John Mackey), vs. Baltimore, 1/17/71
- 75 Doug Williams (to Jimmie Giles), vs. Tampa Bay, 1/2/82 (no TD)

TOUCHDOWNS

Game

- 4 Roger Staubach, @ L.A. Rams, 1/4/76
- 4 Troy Aikman, vs. Buffalo, 1/31/93

Opponent, Game

- 4 Bart Starr, vs. Green Bay, 1/1/67
- 4 Terry Bradshaw, vs. Pittsburgh, 1/21/79

Most Consecutive Games, Touchdown Pass

- 5 Troy Aikman, 1992-93
- 4 Danny White, 1982-83
- 3 Roger Staubach, 1977-78

HAD INTERCEPTED

Game

- 4 Roger Staubach, vs. Minnesota, 12/30/73

Opponent, Game

- 4 Bob Avellini, vs. Chicago, 12/26/77
- 4 Craig Morton, vs. Denver, 1/15/78
- 4 Doug Williams, vs. Tampa Bay, 1/2/82

Most Consecutive Passes Attempted, None Intercepted

- 111 Troy Aikman, 1991-93
- 102 Roger Staubach, 1969-1973
- 61 Roger Staubach, 1978-79

Most Attempts, No Interceptions, Game

- 34 Troy Aikman, @ San Francisco, 1/17/93
- 30 Troy Aikman, vs. Buffalo, 1/31/93
- 29 Roger Staubach, @ Minnesota, 12/28/75

Most Attempts, No Interceptions, Opponent

- 38 Erik Kramer, @ Detroit, 1/5/92
- 30 Vince Ferragamo, vs. L.A. Rams, 12/26/83
- 30 Randall Cunningham, vs. Philadelphia, 1/10/93

TIMES SACKED

Game

- 7 Roger Staubach, vs. L.A. Rams, 12/23/73
- 7 Roger Staubach, vs. Pittsburgh, 1/18/76
- 5 5 times, last by Danny White, @ L.A. Rams, 1/4/86

THE PLAYOFF RECORDS

Opponent, Game

- 5 John Hadl, vs. L.A. Rams, 12/23/73
- 5 Ron Jaworski, vs. L.A. Rams, 1/4/76
- 5 Steve Bartkowski, @ Atlanta, 12/30/78
- 5 Randall Cunningham, vs. Philadelphia, 1/10/93

PASS RECEIVING

RECEPTIONS

Game

- 12 Michael Irvin, @ San Francisco, 1/15/95
- 11 Jay Novacek, vs. Green Bay, 1/8/95
- 9 Tony Hill, vs. L.A. Rams, 12/26/83
- 9 Michael Irvin, vs. Green Bay, 1/16/94

Opponent, Game

- 9 Tom Waddle, @ Chicago, 12/29/91
- 9 Edgar Bennett, vs. Green Bay, 1/16/94
- 8 6 times, last by Robert Brooks, vs. Green Bay, 1/8/95

Most Consecutive Games, Pass Reception

- 22 Drew Pearson, 1973-83
- 10 Billy Joe DuPree, 1976-81
- 10 Michael Irvin, 1991-94

YARDS

Game

- 192 Michael Irvin, @ San Francisco, 1/15/95
- 144 Bob Hayes, vs. Cleveland, 12/24/67
- 142 Tony Hill, @ L.A. Rams, 1/16/83

Game, Opponent

- 161 Lynn Swann, vs. Pittsburgh, 1/18/76
- 152 Andre Reed, vs. Buffalo, 1/31/93
- 146 Charlie Taylor, vs. Washington, 12/31/72

Longest Pass Reception (All TDs)

- 94 Alvin Harper (from Aikman), vs. Green Bay, 1/8/95
- 86 Bob Hayes (from Meredith), vs. Cleveland, 12/24/67
- 83 Drew Pearson (from Staubach), vs. L.A. Rams, 12/23/73

Most Games, 100 or More Yards Receiving, Career

- 4 Michael Irvin, 1991-94
- 2 Tony Hill, 1977-86

AVERAGE GAIN

Career (20 receptions)

- 27.29 Alvin Harper, 1991-94 (24-655)
- 16.49 Drew Pearson, 1973-83 (67-1,105)
- 15.96 Michael Irvin, 1991-94 (61-973)

Game (3 receptions)

- 39.00 Alvin Harper, @ San Francisco, 1/17/93 (3-117)
- 28.80 Bob Hayes, vs. Cleveland, 12/24/67 (5-144)
- 25.33 Bob Hayes, @ Minnesota, 1/5/69 (3-76)

TOUCHDOWNS

Game

- 3 Preston Pearson, @ L.A. Rams, 1/4/76

Game, Opponent

- 2 6 times, last by Jerry Rice, @ San Francisco, 1/17/93

Most Consecutive Games, Touchdown

- 3 Alvin Harper, 1992-93
- 3 Jay Novacek, 1992-93

RUSHING-RECEIVING

ATTEMPTS

Game

- 34 Emmitt Smith, vs. Buffalo, 1/30/94 (ru-30, re-4)
- 30 Tony Dorsett, vs. Green Bay, 1/16/83 (ru-27, re-3)
- 29 Duane Thomas, @ San Francisco, 1/3/71 (ru-27, re-2)

YARDS

Game

- 192 Michael Irvin, @ San Francisco, 1/15/95 (re-192)
- 188 Tony Dorsett, vs. L.A. Rams, 12/28/80 (ru-160, re-28)
- 173 Emmitt Smith, @ San Francisco, 1/17/93 (ru-114, re-59)

PUNTING

PUNTS

Game

- 9 Ron Widby, vs. Baltimore, 1/17/71
- 8 5 times, last by Danny White, vs. L.A. Rams, 12/30/79

Game, Opponent

- 8 Donny Anderson, @ Green Bay, 12/31/67
- 8 Herman Weaver, vs. Detroit, 12/26/70
- 8 Neil Clabo, @ Minnesota, 1/1/78

Longest Punt

- 65 Ron Widby, vs. Detroit, 12/26/70
- 60 Ron Widby, vs. San Francisco, 12/72
- 59 Marv Bateman, @ San Francisco, 12/23/72

Longest Punt, Opponent

- 64 Dave Chapple, vs. L.A. Rams, 12/23/73
- 62 Craig Hentrich, vs. Green Bay, 1/8/95
- 61 Herman Weaver, vs. Detroit, 12/26/70

AVERAGE GROSS YARDS

Game (4 punts)

- 46.9 Mike Saxon, @ L.A. Rams, 1/4/86 (7-328)
- 46.7 Marv Bateman, vs. L.A. Rams, 12/23/73 (7-327)
- 45.8 John Jett, vs. Green Bay, 1/8/95 (4-183)

Game, Opponent (4 punts)

- 48.8 Herman Weaver, vs. Detroit, 12/26/70 (8-391)
- 45.5 Klaus Wilmsmeyer, vs. San Francisco, 1/23/94 (4-182)
- 44.0 Craig Hentrich, vs. Green Bay, 1/8/95 (4-176)

HAD BLOCKED

Career

- 1 Mike Saxon, 1986-1992

Most Consecutive Punts, None Blocked

- 84 Danny White, 1976-83
- 60 Ron Widby, 1968-72
- 24 Marv Bateman, 1972-75

INSIDE 20

Career

- 21 Danny White, 1976-83
- 9 Ron Widby, 1968-72
- 6 Mike Saxon, 1986-1992

- Game**
3 4 times, last by Danny White, vs. L.A. Rams, 12/30/79

PUNT RETURNS

RETURNS

- Game**
5 James Jones, vs. L.A. Rams, 12/28/80
5 Roni Fellows, vs. Tampa Bay, 1/9/83
4 6 times, last by Gordon Banks, 1/4/86 @ L.A. Rams

- Game, Opponent**
6 John Sciarra, @ Philadelphia, 1/11/81
5 Lem Barney, vs. Detroit, 12/26/70

FAIR CATCHES

- Career**
10 Bob Hayes, 1966-72
9 Lance Rentzel, 1967-69

- Game**
4 Lance Rentzel, @ Cleveland, 12/21/68
4 Cliff Harris, @ San Francisco, 12/23/72
3 Lance Rentzel, @ Green Bay, 12/31/67
3 Golden Richards, vs. Pittsburgh, 1/18/76
3 Gordon Banks, @ L.A. Rams, 1/4/86

- Game, Opponent**
4 Bobby Bryant, @ Minnesota, 12/25/71
3 Bobby Bryant, vs. Minnesota, 12/30/73

YARDS GAINED

- Career**
208 Butch Johnson, 1976-83
151 Bob Hayes, 1965-74

- Game**
141 Bob Hayes, vs. Cleveland, 12/24/67
81 James Jones, vs. L.A. Rams, 12/20/80
64 Butch Johnson, vs. L.A. Rams, 12/19/76

- Game, Opponent**
95 Bobby Bryant, vs. Minnesota, 1/5/69
69 John Sciarra, @ Philadelphia, 1/11/81
59 Reggie Brooks, vs. Green Bay, 1/16/94

- Longest Punt Return**
68 Bob Hayes, vs. Cleveland, 12/24/67
63 Golden Richards, vs. Minnesota, 12/30/73 (TD)
44 Butch Johnson, vs. L.A. Rams, 12/19/76

- Longest Punt Return, Opponent**
81 Bobby Bryant, vs. Minnesota, 1/5/69 (TD)
43 Reggie Brooks, vs. Green Bay, 1/16/94

AVERAGE YARDAGE

- Game (3 returns)**
47.0 Bob Hayes, vs. Cleveland, 12/24/67 (3-141)
16.2 James Jones, vs. L.A. Rams, 12/20/80 (5-81)
16.0 Butch Johnson, vs. L.A. Rams, 12/19/76 (4-64)

- Game, Opponents (3 returns)**
13.0 Jim Bertelsen, vs. L.A. Rams, 1/23/73 (4-52)
11.5 John Sciarra, @ Philadelphia, 1/11/81 (6-69)

TOUCHDOWNS

- Game**
1 Bob Hayes, vs. Cleveland, 12/24/67
1 Golden Richards, vs. Minnesota, 12/30/73

- Game, Opponent**
None

KICKOFF RETURNS

RETURNS

- Game**
6 Kevin Williams, @ San Francisco, 1/15/95
5 Mel Renfro, vs. Green Bay, 1/1/67
4 7 times, last by Kelvin Martin, vs. Buffalo, 1/31/93

- Game, Opponent**
7 Del Rodgers, vs. Green Bay, 1/16/83

YARDS

- Game**
130 Kevin Williams, @ San Francisco, 1/15/95
124 Mel Renfro, vs. Green Bay, 1/1/67
118 Rod Hill, vs. Green Bay, 1/9/83

- Game, Opponent**
136 Vic Washington, vs. San Francisco, 12/23/72
132 Corey Harris, vs. Green Bay, 1/8/95
103 Willie McGee, vs. L.A. Rams, 1/4/76

Longest Kickoff Return

- 89 Rod Hill, vs. Green Bay, 1/9/83
50 Kevin Williams, vs. Buffalo, 1/30/94
48 Thomas Henderson, vs. Pittsburgh, 1/18/76

Longest Kickoff Return, Opponent

- 97 Vic Washington, vs. San Francisco, 12/23/72 (TD)
67 Rick Upchurch, vs. Denver, 1/15/78
61 Clinton Jones, @ Minnesota, 12/25/71

AVERAGE YARDAGE

- Game (3 returns)**
39.3 Rod Hill, vs. Green Bay, 1/9/83 (3-118)
29.3 Kevin Williams, vs. Green Bay, 1/8/95 (3-88)
24.8 Mel Renfro, vs. Green Bay, 1/1/67 (5-118)

Game, Opponent (3 returns)

- 45.3 Vic Washington, vs. San Francisco, 12/23/72 (3-136)
31.3 Rick Upchurch, vs. Denver, 1/15/78 (3-94)

TOUCHDOWNS

- Game**
None

- Game, Opponent**
1 Vic Washington, vs. San Francisco, 12/23/72

INTERCEPTIONS BY

- Game**
3 Charlie Waters, vs. Chicago, 12/26/77
3 Dennis Thurman, vs. Green Bay, 1/16/83
2 6 times, last by Thomas Everett, vs. Buffalo, 1/31/93

- Game, Opponent**
2 Skip Vanderhurd, @ San Francisco, 12/23/72
2 Bobby Bryant, vs. Minnesota, 12/30/73
2 Eric Davis, @ San Francisco, 1/15/95

Most Consecutive Games Intercept Pass

- 3 Mel Renfro, 1970
3 Randy Hughes, 1977-78

YARDS GAINED

- Game**
68 Thomas Henderson, @ L.A. Rams, 1/7/79
60 Cornell Green, vs. Cleveland, 1/24/67
39 Dennis Thurman, vs. Green Bay, 1/16/83

THE PLAYOFF RECORDS

Game, Opponent

- 94 LeRoy Irvin, vs. L.A. Rams, 12/26/83
- 88 Walt Sumner, vs. Cleveland, 12/28/69
- 63 Bobby Bryant, vs. Minnesota, 12/30/73

Longest Return (all TD)

- 68 Thomas Henderson, @ L.A. Rams, 1/7/79
- 60 Cornell Green, vs. Cleveland, 1/24/67
- 39 Dennis Thurman, vs. Green Bay, 1/16/83

Longest Return, Opponents

(all TDs except as noted)

- 94 LeRoy Irvin, vs. L.A. Rams, 12/26/83 (no TD)
- 88 Walt Sumner, vs. Cleveland, 12/28/64
- 63 Bobby Bryant, vs. Minnesota, 12/30/73

FUMBLES

OPPONENTS' FUMBLES RECOVERED

Career

- 4 Cliff Harris, 1970-79
- 3 Charlie Waters, 1970-78, 1980-81

Game

- 2 Charlie Waters, vs. Detroit, 12/26/70
- 2 Harvey Martin, vs. Minnesota, 1/1/78
- 2 Randy Hughes, vs. Denver, 1/15/78
- 2 Jimmie Jones, vs. Buffalo, 1/31/93

Longest Fumble Returns

(All TDs except as noted)

- 64 Leon Lett, vs. Buffalo, 1/31/93 (no TD)
- 46 James Washington, vs. Buffalo, 1/30/94
- 44 Chuck Howley, @ Cleveland, 12/21/68

Longest Fumble Returns, Opponent (All TDs)

- 60 Hugh Green, vs. Tampa Bay, 1/9/83
- 18 Jim Grabowski, vs. Green Bay, 1/1/67

OPPONENTS' FUMBLE RETURNED FOR TOUCHDOWNS

Career

- 1 George Andrie, 1962-72
- 1 Chuck Howley, 1961-73
- 1 Mike Hegman, 1976-88
- 1 Ken Norton, 1989-93
- 1 Jimmie Jones, 1990-93
- 1 James Washington, 1990-93

SACKS

TOTAL SACKS

Game

- 3 Tony Casillas, @ San Francisco, 1/17/93

Game, Opponent

- 3 Gary Jeter, @ L.A. Rams, 1/4/86

BLOCKED KICKS

BLOCKED PUNTS

Game

- 1 Darrick Brownlow, vs. Chicago, 12/29/91

Game, Opponent

- 1 Steve Tasker, vs. Buffalo, 1/31/93

Cowboys Team Playoff Records

SINGLE GAME

SCORING

Most Points

- 52 vs. Cleveland, 12/24/67
(Dallas 52, Cleveland 14)
- 52 vs. Buffalo, 1/31/93 (Dallas 52, Buffalo 17)

Most Points, Opponent

- 38 vs. Cleveland, 12/28/69
(Cleveland 38, Dallas 14)
- 38 @ Detroit, 1/5/92 (Detroit 38, Dallas 6)
- 38 @ San Francisco, 1/15/95 (San Francisco 38, Dallas 28)

Fewest Points

- 0 @ L.A. Rams, 1/4/86 (L.A. Rams 20, Dallas 0)

Fewest Points, Opponent

- 0 vs. Detroit, 12/26/70 (Dallas 5, Detroit 0)
- 0 @ L.A. Rams, 1/7/79 (Dallas 28, L.A. Rams 0)
- 0 vs. Tampa Bay, 1/2/82
(Dallas 38, Tampa Bay 0)

Most Decisive Win

- 38 vs. Tampa Bay, 1/2/82
(Dallas 38, Tampa Bay 0)
- 38 vs. Cleveland, 12/24/67
(Dallas 52, Cleveland 14)

Most Decisive Loss

- 32 @ Detroit, 1/5/92 (Detroit 38, Dallas 6)

Most Points, Both Teams

- 69 vs. Buffalo, 1/31/93 (Dallas 52, Buffalo 17)

FIRST DOWNS

Most First Downs

- 29 vs. L.A. Rams, 12/28/80
- 29 vs. Green Bay, 1/9/83
- 29 @ San Francisco, 1/15/95

Most First Downs, Opponent

- 26 @ San Francisco, 1/10/82
- 26 @ Chicago, 12/29/91

Most First Downs, Both Teams

- 48 @ San Francisco, 1/17/93
- 48 @ San Francisco, 1/15/95

Fewest First Downs

- 8 @ Washington, 12/31/72

Fewest First Downs, Opponent

- 7 vs. Detroit, 12/26/70

Fewest First Downs, Both Teams

- 21 vs. Detroit, 12/26/70

Most First Downs, Rushing

- 19 vs. L.A. Rams, 12/28/80

Most First Downs, Rushing, Opponent

- 14 vs. Minnesota, 12/30/73

Fewest First Downs, Rushing

- 2 @ Washington, 1/22/83

Fewest First Downs, Rushing, Opponent

- 1 @ L.A. Rams, 1/4/76

Most First Downs, Passing

- 20 vs. L.A. Rams, 12/26/83

Most First Downs, Passing, Opponent

19 @ Detroit, 1/5/92

Fewest First Downs, Passing

3 vs. Detroit, 12/26/70

3 @ Washington, 12/31/72

Fewest First Downs, Passing, Opponent

1 vs. Denver, 1/15/78

Most First Downs, Penalty

3 vs. Green Bay, 1/8/95

3 @ San Francisco, 1/15/95

Most First Downs, Penalty, Opponent

4 vs. Baltimore, 1/17/71

4 vs. Buffalo, 1/31/93

**NET YARDS GAINED
RUSHING AND PASSING**
Most Yards Gained

528 vs. L.A. Rams, 12/28/80

456 vs. Tampa Bay, 1/9/83

Most Yards Gained, Opponent

466 vs. Green Bay, 1/6/83

Most Yards Gained, Both Teams

841 vs. Green Bay, 1/6/83

Fewest Yards Gained

153 vs. Minnesota, 12/30/73

Fewest Yards Gained, Opponent

118 @ L.A. Rams, 1/4/76

Fewest Yards Gained, Both Teams

387 vs. Detroit, 12/26/70

RUSHING
ATTEMPTS
Most Rushing Attempts

51 @ San Francisco, 1/3/71

Most Rushing Attempts, Opponent

49 vs. L.A. Rams, 12/19/76

Fewest Rushing Attempts

18 @ L.A. Rams, 1/4/86

Fewest Rushing Attempts, Opponent

13 vs. Green Bay, 1/16/94

YARDS
Most Yards Gained Rushing

338 vs. L.A. Rams, 12/28/80

252 vs. Miami, 1/16/72

Most Yards Gained Rushing, Opponent

269 @ L.A. Rams, 1/4/86

Most Yards Gained Rushing, Both Teams

430 vs. L.A. Rams, 12/28/80

Fewest Yards Gained Rushing

61 @ L.A. Rams, 1/4/86

Fewest Yards Gained Rushing, Opponent

22 vs. L.A. Rams, 1/4/76

Fewest Yards Gained Rushing, Both Teams

127 vs. Minnesota, 1/5/69

PASSING
ATTEMPTS
Most Passes Attempted

53 vs. L.A. Rams, 12/26/83

53 @ San Francisco, 1/15/95

Most Passes Attempted, Opponent

50 vs. Buffalo, 1/30/94

Most Passes Attempted, Both Teams

84 vs. L.A. Rams, 12/26/83

Fewest Passes Attempted

14 @ Minnesota, 12/25/71

14 vs. Chicago, 12/24/77

Fewest Passes Attempted, Opponent

18 @ Washington, 12/31/72

Fewest Passes Attempted, Both Teams

38 vs. Detroit, 12/26/70

COMPLETIONS
Most Passes Completed

32 vs. L.A. Rams, 12/26/83

Most Passes Completed, Opponent

31 vs. Buffalo, 1/30/94

Most Passes Completed, Both Teams

56 vs. Green Bay, 1/16/94

Fewest Passes Completed

4 vs. Detroit, 12/26/70

Fewest Passes Completed, Opponent

6 @ L.A. Rams, 1/4/86

Fewest Passes Completed, Both Teams

11 vs. Detroit, 12/26/70

YARDS
Most Yards Gained Passing

352 @ San Francisco, 1/15/95

310 @ Atlanta, 1/4/81

Most Yards Gained Passing, Opponent

337 @ Detroit, 1/5/92

Most Yards Gained Passing, Both Teams

611 vs. Green Bay, 1/16/94

Fewest Yards Gained, Passing

22 vs. Detroit, 12/26/70

Fewest Yards Gained, Passing, Opponent

35 vs. Denver, 1/15/78

**Fewest Yards Gained, Passing,
Both Teams, Game**

102 vs. Detroit, 12/26/70

SACKS
TOTAL SACKS
Most Sacks

8 @ Green Bay, 12/31/67

Most Sacks, Opponent

7 vs. L.A. Rams, 12/23/73

7 vs. Pittsburgh, 1/18/76

SACK YARDAGE
Most Sack Yardage

76 @ Green Bay, 12/31/67

Most Sack Yardage, Opponent

52 vs. Pittsburgh, 1/21/79

INTERCEPTIONS
TOTAL INTERCEPTIONS
Most Interceptions

5 @ L.A. Rams, 1/7/79

Most Interceptions, Opponent

4 @ Cleveland, 12/21/68

4 vs. Minnesota, 12/30/73

THE PLAYOFF RECORDS

YARDS

Most Yards

123 @ L.A. Rams, 1/7/79

Most Yards, Opponent

123 vs. Cleveland, 12/28/69

PUNTING

TOTAL PUNTS

Most Punts

9 vs. Baltimore, 1/17/71

Most Punts, Opponent

8 @ Green Bay, 12/31/67

8 vs. Detroit, 12/26/70

8 vs. Minnesota, 1/1/78

Fewest Punts

1 @ San Francisco, 1/15/95

2 vs. Cleveland, 12/24/67

2 vs. L.A. Rams, 12/28/80

Fewest Punts, Opponent

1 vs. Cleveland, 12/28/69

1 @ Chicago, 12/29/91

1 @ San Francisco, 1/17/93

AVERAGE YARDAGE

Highest Average Distance, Punting (4 punts)

46.9 @ L.A. Rams, 1/4/86

Highest Average Distance, Punting, Opponent (4 punts)

48.8 vs. Detroit, 12/26/70

PUNT RETURNS

TOTAL RETURNS

Most Punt Returns

5 vs. Minnesota, 1/1/78

5 vs. L.A. Rams, 12/28/80

5 vs. Tampa Bay, 1/9/83

Most Punt Returns, Opponent

6 vs. Detroit, 12/26/70

6 @ Philadelphia, 1/11/81

YARDS GAINED

Most Yards, Punt Returns

155 vs. Cleveland, 12/24/67

Most Yards, Punt Returns, Opponent

69 @ Philadelphia, 1/11/81

KICKOFF RETURNS

TOTAL RETURNS

Most Kickoff Returns

7 @ San Francisco, 1/15/95

6 5 times, last @ Detroit, 1/15/92

Most Kickoff Returns, Opponent

8 @ L.A. Rams, 1/4/76

8 vs. Chicago, 12/26/77

YARDS GAINED

Most Yards, Kickoff Returns

173 vs. Green Bay, 1/16/83

Most Yards, Kickoff Returns, Opponent

188 @ Minnesota, 12/25/71

FUMBLES

TOTAL FUMBLES

Most Fumbles

6 vs. Atlanta, 12/30/78

6 vs. Denver, 1/15/78

Most Fumbles, Opponent

8 vs. Buffalo, 1/31/93

FUMBLES LOST

Most Fumbles Lost

3 @ San Francisco, 12/23/72

3 vs. Atlanta, 12/28/78

3 @ L.A. Rams, 1/4/86

Most Fumbles Lost, Opponent

5 vs. Buffalo, 1/31/93

PENALTIES

TOTAL PENALTIES

Most Penalties

12 vs. Denver, 1/15/78

Most Penalties, Opponent

10 vs. Tampa Bay, 1/2/82

Fewest Penalties

2 8 times, last @ Chicago, 12/29/91

Fewest Penalties, Opponent

0 vs. Detroit, 12/26/70

0 vs. Miami, 1/16/72

0 vs. Pittsburgh, 1/18/76

YARDS PENALIZED

Most Yards Penalized

133 vs. Baltimore, 1/17/71

Most Yards Penalized, Opponent

94 @ L.A. Rams, 1/19/76

Fewest Yards Penalized

10 vs. Cleveland, 12/24/67

10 @ Minnesota, 12/25/71

Fewest Yards Penalized, Opponent

0 vs. Detroit, 12/26/70

0 vs. Miami, 1/16/72

0 vs. Pittsburgh, 1/18/76



Cowboys Big Days/Playoffs

100 YARD RUSHING GAMES

160 yards	— Tony Dorsett vs. L.A. Rams	December 28, 1980
143 yards	— Duane Thomas @ San Francisco	January 3, 1971
135 yards	— Duane Thomas vs. Detroit	December 26, 1970
132 yards	— Emmitt Smith vs. Buffalo	January 30, 1994
125 yards	— Calvin Hill @ San Francisco	December 23, 1972
114 yards	— Emmitt Smith vs. Philadelphia	January 10, 1993
114 yards	— Emmitt Smith @ San Francisco	January 17, 1993
110 yards	— Tony Dorsett vs. Tampa Bay	January 9, 1983
108 yards	— Don Perkins vs. Green Bay	January 1, 1967
108 yards	— Emmitt Smith vs. Buffalo	January 31, 1993
105 yards	— Emmitt Smith @ Chicago	December 29, 1991
101 yards	— Tony Dorsett @ L.A. Rams	January 7, 1979

300 YARD PASSING GAMES

380 yards	— Troy Aikman @ San Francisco	January 15, 1995
337 yards	— Troy Aikman vs. Green Bay	January 8, 1995
330 yards	— Danny White vs. L.A. Rams	December 26, 1983
322 yards	— Danny White @ Atlanta	January 4, 1981
322 yards	— Troy Aikman @ San Francisco	January 17, 1993
312 yards	— Danny White vs. Tampa Bay	January 9, 1983
302 yards	— Troy Aikman vs. Green Bay	January 16, 1994

100 YARD RECEIVING GAMES

192 yards	— Michael Irvin @ San Francisco	January 15, 1995
144 yards	— Bob Hayes vs. Cleveland	December 24, 1967
142 yards	— Tony Hill vs. Green Bay	January 16, 1983
136 yards	— Billy Parks @ San Francisco	December 23, 1972
126 yards	— Michael Irvin vs. Green Bay	January 16, 1994
123 yards	— Preston Pearson @ L.A. Rams	January 4, 1976
117 yards	— Alvin Harper @ San Francisco	January 17, 1993
115 yards	— Tony Hill vs. L.A. Rams	December 26, 1983
114 yards	— Michael Irvin vs. Buffalo	January 31, 1993
111 yards	— Michael Irvin vs. Green Bay	January 8, 1995
108 yards	— Alvin Harper vs. Green Bay	January 8, 1995
104 yards	— Jay Novacek vs. Green Bay	January 8, 1995
102 yards	— Frank Clarke vs. Green Bay	January 1, 1967

Cowboys Longest Plays/Playoffs

LONG RUNS FROM SCRIMMAGE

53 yards	— Tony Dorsett @ L.A. Rams	January 7, 1979
48 yards	— Calvin Hill @ San Francisco	December 23, 1972
38 yards	— Emmitt Smith vs. Buffalo	January 31, 1993
32 yards	— Ron Springs vs. L.A. Rams	December 28, 1980
29 yards	— Roger Staubach vs. Washington	December 31, 1972
29 yards	— Tony Dorsett vs. Pittsburgh	January 21, 1979
*23 yards	— Don Perkins vs. Green Bay (TD)	January 1, 1967
*23 yards	— Emmitt Smith vs. Philadelphia (TD)	January 10, 1993

*longest touchdown run

LONG FORWARD PASS

94 yards	— Troy Aikman to Alvin Harper vs. Green Bay (TD)	January 8, 1995
86 yards	— Don Meredith to Bob Hayes vs. Cleveland (TD)	December 24, 1967
83 yards	— Roger Staubach to Drew Pearson vs. L.A. Rams (TD)	December 23, 1973
70 yards	— Troy Aikman to Alvin Harper @ San Francisco	January 17, 1993
68 yards	— Don Meredith to Frank Clarke vs. Green Bay (TD)	January 1, 1967

LONG PUNT RETURNS

68 yards	— Bob Hayes vs. Cleveland	December 24, 1967
63 yards	— Golden Richards vs. Minnesota (TD)	December 30, 1973
44 yards	— Butch Johnson vs. L.A. Rams	December 19, 1976
43 yards	— James Jones vs. L.A. Rams	December 28, 1980

LONG KICKOFF RETURNS


89 yards	— Rod Hill vs. Green Bay	January 16, 1983
50 yards	— Kevin Williams vs. Buffalo	January 30, 1994
48 yards	— Thomas Henderson vs. Pittsburgh	January 18, 1976
39 yards	— Kelvin Martin, vs. Philadelphia	January 10, 1993
39 yards	— Kevin Williams, vs. Green Bay	January 8, 1995

LONG INTERCEPTION RETURNS

68 yards	— Thomas Henderson @ L.A. Rams (TD)	January 7, 1979
60 yards	— Cornell Green vs. Cleveland (TD)	December 24, 1967
39 yards	— Dennis Thurman vs. Green Bay (TD)	January 16, 1983

LONG FUMBLE RETURNS

64 yards	— Leon Lett vs. Buffalo	January 31, 1993
46 yards	— James Washington vs. Buffalo (TD)	January 30, 1994
44 yards	— Chuck Howley @ Cleveland (TD)	December 21, 1968
37 yards	— Mike Hegman vs. Pittsburgh (TD)	January 21, 1979



The History

Cowboys All-Time Results

All-Time Regular Season Record: 306-202-6

Playoff Record: 28-18

1960 (0-11-1)

Tom Landry, Head Coach

Seventh place, Western Conference

9/24	L	28	Pittsburgh (30,000)	35
9/30	L	25	Philadelphia (18,500)	27
10/9	L	14	@ Washington (21,142)	26
10/16	L	7	Cleveland (28,500)	48
10/23	L	10	@ St. Louis (23,128)	12
10/30	L	7	Baltimore (25,500)	45
11/6	L	13	Los Angeles (16,000)	38
11/13	L	7	@ Green Bay (32,294)	41
11/20	L	14	San Francisco (10,000)	26
11/27	L	7	@ Chicago (39,951)	17
12/4	T	31	@ New York (55,033)	31
12/11	L	14	@ Detroit (43,272)	23
		177		369

1961 (4-9-1)

Tom Landry, Head Coach

Sixth place, Eastern Conference

9/17	W	27	Pittsburgh (23,500)	24
9/24	W	21	Minnesota (20,500)	7
10/1	L	7	@ Cleveland (43,638)	25
10/8	W	28	@ Minnesota (33,070)	0
10/15	L	10	New York (41,500)	31
10/22	L	7	Philadelphia (25,000)	43
10/29	W	17	@ New York (60,254)	16
11/5	L	17	St. Louis (20,500)	31
11/12	L	7	@ Pittsburgh (17,519)	37
11/19	T	28	Washington (17,500)	28
11/26	L	13	@ Philadelphia (60,127)	35
12/3	L	17	Cleveland (23,500)	38
12/10	L	13	@ St. Louis (15,384)	31
12/17	L	24	@ Washington (21,451)	34
		236		380

1962 (5-8-1)

Tom Landry, Head Coach

Fifth place, Eastern Conference

9/16	T	35	Washington (15,730)	35
9/23	L	28	Pittsburgh (19,478)	30
9/30	W	27	@ Los Angeles (26,907)	17
10/7	L	10	@ Cleveland (44,040)	19
10/14	W	41	Philadelphia (18,645)	19
10/21	W	42	@ Pittsburgh (23,106)	27
10/28	L	24	St. Louis (16,027)	28
11/4	W	38	@ Washington (49,888)	10
11/11	L	10	New York (45,668)	41
11/18	L	33	Chicago (12,692)	34
11/25	L	14	@ Philadelphia (58,070)	28
12/2	W	45	Cleveland (24,226)	21
12/9	L	20	@ St. Louis (14,102)	52
12/16	L	31	@ New York (62,694)	41
		393		402

1963 (4-10)

Tom Landry, Head Coach

Fifth place, Eastern Conference

9/14	L	7	St. Louis (36,432)	34
9/22	L	24	Cleveland (28,710)	41

228

9/29	L	17	@ Washington (40,101)	21
10/6	L	21	@ Philadelphia (60,671)	24
10/13	W	17	Detroit (27,264)	14
10/20	L	21	@ New York (62,889)	37
10/27	L	21	@ Pittsburgh (19,047)	27
11/3	W	35	Washington (18,838)	20
11/10	L	24	@ San Francisco (29,563)	31
11/17	W	27	Philadelphia (23,694)	20
11/24	L	17	@ Cleveland (55,096)	27
12/1	L	27	New York (29,653)	34
12/8	L	19	Pittsburgh (24,136)	24
12/15	W	28	@ St. Louis (12,695)	24
		305		378

1964 (5-8-1)

Tom Landry, Head Coach

Fifth place, Eastern Conference

9/12	L	6	St. Louis (36,605)	16
9/20	W	24	Washington (25,158)	18
9/27	L	17	@ Pittsburgh (35,594)	23
10/4	L	6	@ Cleveland (72,062)	27
10/11	T	13	New York (33,324)	13
10/18	L	16	Cleveland (37,456)	20
10/25	W	31	@ St. Louis (28,253)	13
11/1	W	24	@ Chicago (47,527)	10
11/8	W	31	@ New York (63,031)	21
11/15	L	14	Philadelphia (55,972)	17
11/22	L	16	@ Washington (49,219)	28
11/29	L	21	Green Bay (44,975)	45
12/6	L	14	@ Philadelphia (60,671)	24
12/13	W	17	Pittsburgh (35,271)	14
		250		289

1965 (7-7)

Tom Landry, Head Coach

Sixth place, Eastern Conference

9/19	W	31	New York (59,366)	2
9/26	W	27	Washington (61,577)	7
10/4	L	13	@ St. Louis (32,034)	20
10/10	L	24	Philadelphia (56,249)	35
10/17	L	17	@ Cleveland (80,451)	23
10/24	L	3	@ Green Bay (48,311)	13
10/31	L	13	@ Pittsburgh (37,804)	22
11/7	W	39	San Francisco (39,677)	31
11/14	W	24	Pittsburgh (57,293)	17
11/21	L	17	Cleveland (76,251)	24
11/28	L	31	@ Washington (50,205)	34
12/5	W	21	@ Philadelphia (54,714)	19
12/11	W	27	St. Louis (38,499)	13
12/19	W	38	@ New York (62,871)	20
		325		280

PLAYOFF BOWL GAME

(Miami)

1/9/66	L	3	Baltimore (65,569)	35
--------	---	---	--------------------	----

1966 (10-3-1)

Tom Landry, Head Coach

First place, Eastern Conference

9/18	W	52	New York (60,010)	7
9/25	W	28	Minnesota (64,116)	17
10/2	W	47	@ Atlanta (56,990)	14

1966, cont.

10/9	W	56	Philadelphia (69,372).....	7
10/16	T	10	@ St. Louis (50,673).....	10
10/23	L	21	@ Cleveland (84,721).....	30
10/30	W	52	Pittsburgh (58,453).....	21
11/6	L	23	@ Philadelphia (60,658).....	24
11/13	W	31	@ Washington (50,927).....	30
11/20	W	20	@ Pittsburgh (42,185).....	7
11/24	W	26	Cleveland (80,259).....	14
12/4	W	31	St. Louis (76,965).....	17
12/11	L	31	Washington (64,198).....	34
12/18	W	17	@ New York (62,735).....	7
		445		239

1966 CHAMPIONSHIP GAME
(Dallas)

1/1/67	L	27	Green Bay (75,504).....	34
--------	---	----	-------------------------	----

1967 (9-5)

Tom Landry, Head Coach
First place, Capitol Division

9/17	W	21	@ Cleveland (81,039).....	14
9/24	W	38	New York (66,209).....	24
10/1	L	13	Los Angeles (75,229).....	35
10/8	W	17	@ Washington (50,566).....	14
10/15	W	14	New Orleans (64,128).....	10
10/22	W	24	@ Pittsburgh (39,641).....	21
10/29	L	14	@ Philadelphia (60,740).....	21
11/5	W	37	Atlanta (54,751).....	7
11/12	W	27	@ New Orleans (83,437).....	10
11/19	L	20	Washington (75,538).....	27
11/23	W	46	St. Louis (68,787).....	21
12/3	L	17	@ Baltimore (60,238).....	23
12/10	W	38	Philadelphia (55,834).....	17
12/16	L	16	@ San Francisco (27,182).....	24
		342		268

1967 EASTERN CHAMPIONSHIP GAME
(Dallas)

12/24	W	52	Cleveland (70,786).....	14
-------	---	----	-------------------------	----

1967 CHAMPIONSHIP GAME
(Green Bay)

12/31	L	17	Green Bay (50,861).....	21
-------	---	----	-------------------------	----

1968 (12-2)

Tom Landry, Head Coach
First place, Capitol Division

9/15	W	59	Detroit (61,382).....	13
9/22	W	28	Cleveland (68,733).....	7
9/29	W	45	@ Philadelphia (60,858).....	13
10/6	W	27	@ St. Louis (48,296).....	10
10/13	W	34	Philadelphia (72,083).....	14
10/20	W	20	@ Minnesota (47,644).....	7
10/28	L	17	Green Bay (74,604).....	28
11/3	W	17	@ New Orleans (84,728).....	3
11/10	L	21	New York (72,163).....	27
11/17	W	44	@ Washington (50,816).....	24
11/24	W	34	@ Chicago (46,667).....	3
11/28	W	29	Washington (66,076).....	20
12/8	W	28	Pittsburgh (55,069).....	7
12/15	W	28	@ New York (62,617).....	10
		431		186

1968 EASTERN CHAMPIONSHIP GAME
(Cleveland)

12/21	L	20	Cleveland (81,497).....	31
-------	---	----	-------------------------	----

PLAYOFF BOWL GAME
(Miami)

1/5/69	W	17	Minnesota (22,961).....	13
--------	---	----	-------------------------	----

1969 (11-2-1)

Tom Landry, Head Coach
First place, Capitol Division

9/21	W	24	St. Louis (62,134).....	3
9/28	W	21	@ New Orleans (79,567).....	17
10/5	W	38	@ Philadelphia (60,658).....	7
10/12	W	24	@ Atlanta (54,833).....	17
10/19	W	49	Philadelphia (71,509).....	14
10/27	W	25	New York (58,964).....	3
11/2	L	10	@ Cleveland (84,850).....	42
11/9	W	33	New Orleans (68,282).....	17
11/16	W	41	@ Washington (50,474).....	28
11/23	L	23	@ Los Angeles (79,105).....	24
11/27	T	24	San Francisco (62,348).....	24
12/7	W	10	@ Pittsburgh (24,990).....	7
12/13	W	27	Baltimore (63,191).....	10
12/21	W	20	Washington (56,924).....	10
		369		233

1969 EASTERN CHAMPIONSHIP GAME
(Dallas)

12/28	L	14	Cleveland (69,321).....	38
-------	---	----	-------------------------	----

PLAYOFF BOWL GAME
(Miami)

1/3/70	L	0	Los Angeles (31,151).....	31
--------	---	---	---------------------------	----

1970 (10-4)

Tom Landry, Head Coach
First place, NFC East

9/20	W	17	@ Philadelphia (59,728).....	7
9/27	W	28	N.Y. Giants (57,239).....	10
10/4	L	7	@ St. Louis (50,780).....	20
10/11	W	13	Atlanta (53,611).....	0
10/18	L	13	@ Minnesota (47,900).....	54
10/25	W	27	@ Kansas City (51,158).....	16
11/1	W	21	Philadelphia (55,736).....	17
11/8	L	20	@ N.Y. Giants (62,928).....	23
11/16	L	0	St. Louis (69,323).....	38
11/22	W	45	@ Washington (50,415).....	21
11/26	W	16	Green Bay (67,182).....	3
12/6	W	34	Washington (57,936).....	0
12/12	W	6	@ Cleveland (75,458).....	2
12/20	W	52	Houston (50,504).....	10
		299		221

1970 DIVISIONAL PLAYOFF
(Dallas)

12/26	W	5	Detroit (73,167).....	0
-------	---	---	-----------------------	---

1970 NFC CHAMPIONSHIP GAME
(San Francisco)

1/3/71	W	17	San Francisco (59,625).....	10
--------	---	----	-----------------------------	----

SUPER BOWL V
(Miami)

1/17/71	L	13	Baltimore (80,055).....	16
---------	---	----	-------------------------	----

1971 (11-3)

Tom Landry, Head Coach
First place, NFC East

9/19	W	49	@ Buffalo (46,206).....	37
9/26	W	42	@ Philadelphia (65,358).....	7
10/3	L	16	Washington (72,000).....	20
10/11	W	20	N.Y. Giants (68,378).....	13
10/17	L	14	@ New Orleans (83,088).....	24
10/24	W	44	New England (65,708).....	21
10/31	L	19	@ Chicago (55,049).....	23
11/7	W	16	@ St. Louis (50,486).....	13
11/14	W	20	Philadelphia (60,178).....	7
11/21	W	13	@ Washington (53,041).....	0

THE HISTORY

1971 Cont.

11/25	W	28	Los Angeles (66,595)	21
12/4	W	52	N.Y. Jets (66,689)	10
12/12	W	42	@ N.Y. Giants (62,815)	14
12/18	W	31	St. Louis (66,672)	12
		406		222

1971 DIVISIONAL PLAYOFF (Minnesota)

12/25	W	20	Minnesota (49,100)	12
-------	---	----	--------------------	----

1971 NFC CHAMPIONSHIP GAME (Dallas)

1/2/72	W	14	San Francisco (66,311)	3
--------	---	----	------------------------	---

SUPER BOWL VI (New Orleans)

1/16/72	W	24	Miami (81,035)	3
---------	---	----	----------------	---

1972 (10-4)

Tom Landry, Head Coach Second place, NFC East

9/17	W	28	Philadelphia (55,850)	6
9/24	W	23	@ N.Y. Giants (62,725)	14
10/1	L	13	@ Green Bay (47,103)	16
10/8	W	17	Pittsburgh (65,682)	13
10/15	W	21	@ Baltimore (58,992)	0
10/22	L	20	@ Washington (53,039)	24
10/30	W	28	Detroit (65,378)	24
11/5	W	34	@ San Diego (54,476)	28
11/12	W	33	St. Louis (65,218)	24
11/19	W	28	@ Philadelphia (65,720)	7
11/23	L	10	San Francisco (65,124)	31
12/3	W	27	@ St. Louis (49,797)	6
12/9	W	34	Washington (65,136)	24
12/17	L	3	N.Y. Giants (64,602)	23
		319		240

1972 DIVISIONAL PLAYOFF (San Francisco)

12/23	W	30	San Francisco (61,214)	28
-------	---	----	------------------------	----

1972 NFC CHAMPIONSHIP GAME (Washington)

12/31	L	3	Washington (53,129)	26
-------	---	---	---------------------	----

1973 (10-4)

Tom Landry, Head Coach First place, NFC East

9/16	W	20	@ Chicago (55,701)	17
9/24	W	40	New Orleans (53,972)	3
9/30	W	45	St. Louis (64,815)	10
10/8	L	7	@ Washington (54,314)	14
10/14	L	31	@ Los Angeles (81,428)	37
10/21	W	45	N.Y. Giants (64,898)	28
10/28	L	16	@ Philadelphia (65,954)	30
11/4	W	38	Cincinnati (58,802)	10
11/11	W	23	@ N.Y. Giants (70,128)	10
11/18	W	31	Philadelphia (61,985)	10
11/22	L	7	Miami (64,100)	14
12/2	W	22	@ Denver (51,706)	10
12/9	W	27	Washington (64,458)	7
12/16	W	30	@ St. Louis (43,946)	3
		382		203

1973 DIVISIONAL PLAYOFF (Dallas)

12/23	W	27	Los Angeles (64,291)	16
-------	---	----	----------------------	----

1973 NFC CHAMPIONSHIP GAME (Dallas)

12/30	L	10	Minnesota (64,524)	27
-------	---	----	--------------------	----

1974 (8-6)

Tom Landry, Head Coach Third place, NFC East

9/15	W	24	@ Atlanta (52,322)	0
9/23	L	10	@ Philadelphia (64,088)	13
9/29	L	6	N.Y. Giants (45,841)	14
10/6	L	21	Minnesota (57,847)	23
10/13	L	28	@ St. Louis (49,885)	31
10/20	W	31	Philadelphia (43,586)	24
10/27	W	17	@ N.Y. Giants (61,918)	7
11/3	W	21	St. Louis (64,146)	14
11/10	W	20	San Francisco (50,018)	14
11/17	L	21	@ Washington (54,395)	28
11/24	W	10	@ Houston (49,775)	0
11/28	W	24	Washington (63,243)	23
12/7	W	41	Cleveland (48,754)	17
12/14	L	23	@ Oakland (45,850)	27
		297		235

1975 (10-4)

Tom Landry, Head Coach Second place, NFC East

9/21	W	18	Los Angeles (49,091)	7
9/28	W	37	St. Louis (52,417)(OT)	31
10/6	W	36	@ Detroit (79,784)	10
10/12	W	13	@ N.Y. Giants (56,511)	7
10/19	L	17	Green Bay (64,934)	19
10/26	W	20	@ Philadelphia (64,889)	17
11/2	L	24	@ Washington (55,004)(OT)	30
11/10	L	31	Kansas City (63,539)	34
11/16	W	34	@ New England (60,905)	31
11/23	W	27	Philadelphia (57,893)	17
11/30	W	14	N.Y. Giants (53,329)	3
12/7	L	17	@ St. Louis (49,701)	31
12/13	W	31	Washington (61,091)	10
12/21	W	31	@ N.Y. Jets (37,279)	21
		350		268

1975 DIVISIONAL PLAYOFF (Minnesota)

12/28	W	17	Minnesota (48,341)	14
-------	---	----	--------------------	----

1975 NFC CHAMPIONSHIP GAME (Los Angeles)

1/4/76	W	37	Los Angeles (84,483)	7
--------	---	----	----------------------	---

SUPER BOWL X (Miami)

1/18/76	L	17	Pittsburgh (80,187)	21
---------	---	----	---------------------	----

1976 (11-3)

Tom Landry, Head Coach First place, NFC East

9/12	W	27	Philadelphia (54,052)	7
9/19	W	24	@ New Orleans (61,413)	6
9/26	W	30	Baltimore (64,237)	27
10/3	W	28	@ Seattle (62,027)	13
10/10	W	24	@ N.Y. Giants (76,042)	14
10/17	L	17	@ St. Louis (50,317)	21
10/24	W	31	Chicago (61,346)	21
10/31	W	20	@ Washington (55,004)	7
11/7	W	9	N.Y. Giants (58,870)	3
11/15	W	17	Buffalo (51,779)	10
11/21	L	10	@ Atlanta (54,992)	17
11/25	W	19	St. Louis (62,498)	14
12/5	W	26	@ Philadelphia (55,072)	7
12/12	L	14	Washington (59,916)	27
		296		194

1976 DIVISIONAL PLAYOFF (Dallas)

12/19	L	12	Los Angeles (62,436)	14
-------	---	----	----------------------	----

1977 (12-2)

Tom Landry, Head Coach
First place, NFC East

9/18	W	16	@ Minnesota (47,678)(OT).....	10
9/25	W	41	N.Y. Giants (64,215).....	21
10/2	W	23	Tampa Bay (55,316).....	7
10/9	W	30	@ St. Louis (50,129).....	24
10/16	W	34	Washington (62,115).....	16
10/23	W	16	@ Philadelphia (65,507).....	10
10/30	W	37	Detroit (63,160).....	0
11/6	W	24	@ N.Y. Giants (74,532).....	10
11/14	L	17	St. Louis (64,038).....	24
11/20	L	13	@ Pittsburgh (49,761).....	28
11/27	W	14	@ Washington (55,031).....	7
12/4	W	24	Philadelphia (60,289).....	14
12/12	W	42	@ San Francisco (55,848).....	35
12/18	W	14	Denver (63,752).....	6
		345		212

1977 DIVISIONAL PLAYOFF
(Dallas)

12/26	W	37	Chicago (62,920).....	7
-------	---	----	-----------------------	---

1977 NFC CHAMPIONSHIP GAME
(Dallas)

1/1/78	W	23	Minnesota (61,968).....	6
--------	---	----	-------------------------	---

SUPER BOWL XII
(New Orleans)

1/15/78	W	27	Denver (76,400).....	10
---------	---	----	----------------------	----

1978 (12-4)

Tom Landry, Head Coach
First place, NFC East

9/4	W	38	Baltimore (64,224).....	0
9/10	W	34	@ N.Y. Giants (73,265).....	24
9/17	L	14	@ Los Angeles (65,749).....	27
9/24	W	21	St. Louis (62,760).....	12
10/2	L	5	@ Washington (55,031).....	9
10/8	W	24	N.Y. Giants (63,420).....	3
10/15	W	24	@ St. Louis (48,991)(OT).....	21
10/22	W	14	Philadelphia (60,525).....	7
10/26	L	10	Minnesota (61,848).....	21
11/5	L	16	@ Miami (69,414).....	23
11/12	W	42	@ Green Bay (55,256).....	14
11/19	W	27	New Orleans (57,920).....	7
11/23	W	37	Washington (64,905).....	10
12/3	W	17	New England (63,263).....	10
12/10	W	31	@ Philadelphia (64,667).....	13
12/17	W	30	@ N.Y. Jets (52,532).....	7
		384		208

1978 DIVISIONAL PLAYOFF
(Dallas)

12/30	W	27	Atlanta (60,338).....	20
-------	---	----	-----------------------	----

1978 NFC CHAMPIONSHIP GAME
(Los Angeles)

1/7/79	W	28	Los Angeles (67,470).....	0
--------	---	----	---------------------------	---

SUPER BOWL XIII
(Miami)

1/21/79	L	31	Pittsburgh (78,656).....	35
---------	---	----	--------------------------	----

1979 (11-5)

Tom Landry, Head Coach
First place, NFC East

9/2	W	22	@ St. Louis (50,855).....	21
9/9	W	21	@ San Francisco (56,728).....	13
9/16	W	24	Chicago (64,056).....	20
9/24	L	7	@ Cleveland (80,123).....	26
9/30	W	38	Cincinnati (63,179).....	13
10/7	W	36	@ Minnesota (47,572).....	20

10/14	W	30	Los Angeles (64,462).....	6
10/21	W	22	St. Louis (64,300).....	13
10/28	L	3	@ Pittsburgh (50,199).....	14
11/4	W	16	@ N.Y. Giants (76,490).....	14
11/12	L	21	Philadelphia (62,417).....	31
11/18	L	20	@ Washington (55,031).....	34
11/22	L	24	Houston (63,897).....	30
12/2	W	28	N.Y. Giants (63,787).....	7
12/8	W	24	@ Philadelphia (71,434).....	17
12/16	W	35	Washington (62,867).....	34
		371		313

1979 DIVISIONAL PLAYOFF
(Dallas)

12/30	L	19	Los Angeles (64,792).....	21
-------	---	----	---------------------------	----

1980 (12-4)

Tom Landry, Head Coach
Second place, NFC East

9/8	W	17	@ Washington (55,045).....	3
9/14	L	20	@ Denver (74,919).....	41
9/21	W	28	Tampa Bay (62,750).....	17
9/28	W	28	@ Green Bay (54,776).....	7
10/5	W	24	N.Y. Giants (59,126).....	3
10/12	W	59	San Francisco (63,399).....	14
10/19	L	10	@ Philadelphia (70,696).....	17
10/26	W	42	San Diego (60,639).....	31
11/2	W	27	@ St. Louis (50,701).....	24
11/9	L	35	@ N.Y. Giants (68,343).....	38
11/16	W	31	St. Louis (52,567).....	21
11/23	W	14	Washington (58,809).....	10
11/27	W	51	Seattle (57,540).....	7
12/7	W	19	@ Oakland (53,194).....	13
12/15	L	14	@ Los Angeles (65,154).....	38
12/21	W	35	Philadelphia (62,548).....	27
		454		311

1980 NFC WILD CARD GAME
(Dallas)

12/28	W	34	Los Angeles (64,533).....	13
-------	---	----	---------------------------	----

1980 DIVISIONAL PLAYOFF
(Atlanta)

1/4/81	W	30	Atlanta (60,022).....	27
--------	---	----	-----------------------	----

1980 NFC CHAMPIONSHIP GAME
(Philadelphia)

1/11/81	L	7	Philadelphia (70,696).....	20
---------	---	---	----------------------------	----

1981 (12-4)

Tom Landry, Head Coach
First place, NFC East

9/6	W	26	@ Washington (55,045).....	10
9/13	W	30	St. Louis (63,602).....	17
9/21	W	35	@ New England (60,311).....	21
9/27	W	18	N.Y. Giants (63,449).....	10
10/4	L	17	@ St. Louis (49,777).....	20
10/11	L	14	@ San Francisco (57,574).....	45
10/18	W	29	Los Angeles (64,649).....	17
10/25	W	28	Miami (64,221).....	27
11/1	W	17	@ Philadelphia (72,111).....	14
11/9	W	27	Buffalo (62,583).....	14
11/15	L	24	@ Detroit (79,694).....	27
11/22	W	24	Washington (64,583).....	10
11/26	W	10	Chicago (63,499).....	9
12/6	W	37	@ Baltimore (54,871).....	13
12/13	W	21	Philadelphia (64,955).....	10
12/19	L	10	@ N.Y. Giants (73,009)(OT).....	13
		367		277

1981 DIVISIONAL PLAYOFF
(Dallas)

1/2/82	W	38	Tampa Bay (64,848).....	0
--------	---	----	-------------------------	---

THE HISTORY

1981, Cont.

1981 NFC CHAMPIONSHIP GAME (San Francisco)

1/10/82 L 27 San Francisco (60,525).....28

1982 (6-3)

Tom Landry, Head Coach Second place, NFC

9/13	L	28	Pittsburgh (63,431).....	36
9/19	W	24	@ St. Louis (50,705).....	7
			@ Minnesota-canceled	
			Washington-canceled	
			@ Philadelphia-canceled	
			@ Cincinnati-canceled	
			@ N.Y. Giants-canceled	
			St. Louis-canceled	
			@ San Francisco-canceled	
11/21	W	14	Tampa Bay (49,578).....	9
11/25	W	31	Cleveland (46,267).....	14
12/5	W	24	@ Washington (54,633).....	10
12/13	W	37	@ Houston (51,808).....	7
12/19	W	21	New Orleans (64,506).....	7
12/26	L	20	Philadelphia (46,199).....	24
1/3/83	L	27	@ Minnesota (60,007).....	31
		226		145

1982 SUPER BOWL TOURNAMENT (Dallas)

1/9/83 W 30 Tampa Bay (65,042).....17

1982 SUPER BOWL TOURNAMENT (Dallas)

1/16/83 W 37 Green Bay (63,972).....26

1982 NFC CHAMPIONSHIP GAME (Washington)

1/22/83 L 17 Washington (55,045).....31

1983 (12-4)

Tom Landry, Head Coach Second place, NFC East

9/5	W	31	@ Washington (55,045).....	30
9/11	W	34	@ St. Louis (48,532).....	17
9/18	W	28	N.Y. Giants (62,347).....	13
9/25	W	21	New Orleans (62,136).....	20
10/2	W	37	@ Minnesota (60,774).....	24
10/9	W	27	T. Bay (63,308)(OT).....	24
10/16	W	37	Philadelphia (63,070).....	7
10/23	L	38	L.A. Raiders (64,991).....	40
10/30	W	38	@ N.Y. Giants (76,142).....	20
11/6	W	27	@ Philadelphia (71,236).....	20
11/13	L	23	@ San Diego (46,192).....	24
11/20	W	41	Kansas City (64,103).....	21
11/24	W	35	St. Louis (60,764).....	17
12/4	W	35	@ Seattle (63,352).....	10
12/11	L	10	Washington (65,074).....	31
12/19	L	17	@ San Francisco (59,957).....	42
		479		360

1983 NFC WILD CARD GAME (Dallas)

12/26 L 17 L.A. Rams (43,521).....24

1984 (9-7)

Tom Landry, Head Coach Fourth place, NFC East

9/3	W	20	@ L.A. Rams (65,403).....	13
9/9	L	7	@ N.Y. Giants (75,921).....	28
9/16	W	23	Philadelphia (64,521).....	17
9/23	W	20	Green Bay (64,222).....	6
9/30	W	23	@ Chicago (63,623).....	14

10/7	L	20	St. Louis (61,438).....	31
10/14	L	14	@ Washington (55,431).....	34
10/21	W	30	N. Orleans (50,966)(OT).....	27
10/28	W	22	Indianapolis (58,724).....	3
11/4	L	7	N.Y. Giants (60,235).....	19
11/11	W	24	@ St. Louis (48,721).....	17
11/18	L	3	@ Buffalo (74,391).....	14
11/22	W	20	New England (55,341).....	10
12/2	W	26	@ Philadelphia (66,322).....	10
12/9	L	28	Washington (64,286).....	30
12/17	L	21	@ Miami (74,139).....	28
		308		308

1985 (10-6)

Tom Landry, Head Coach First place, NFC East

9/9	W	44	Washington (62,292).....	14
9/15	L	21	@ Detroit (72,985).....	26
9/22	W	20	Cleveland (61,456).....	7
9/29	W	17	@ Houston (49,686).....	10
10/6	W	30	@ N.Y. Giants (74,981).....	29
10/13	W	27	Pittsburgh (62,932).....	13
10/20	L	14	@ Philadelphia (70,114).....	16
10/27	W	24	Atlanta (57,941).....	10
11/4	L	10	@ St. Louis (49,347).....	21
11/10	W	13	@ Washington (55,750).....	7
11/17	L	0	Chicago (63,855).....	44
11/24	W	34	Philadelphia (54,047).....	17
11/28	W	35	St. Louis (54,125).....	17
12/8	L	24	@ Cincinnati (56,936).....	50
12/15	W	28	N.Y. Giants (62,310).....	21
12/22	L	16	@ San Francisco (60,114).....	31
		357		333

1985 DIVISIONAL PLAYOFF (Los Angeles)

1/4/86 L 0 L.A. Rams (66,351).....20

1986 (7-9)

Tom Landry, Head Coach Third place, NFC East

9/8	W	31	N.Y. Giants (59,804).....	28
9/14	W	31	@ Detroit (73,812).....	7
9/21	L	35	Atlanta (62,880).....	37
9/29	W	31	@ St. Louis (49,077).....	7
10/5	L	14	@ Denver (76,082).....	29
10/12	W	30	Washington (63,264).....	6
10/19	W	17	@ Philadelphia (68,572).....	14
10/26	W	37	St. Louis (60,756).....	6
11/2	L	14	@ N.Y. Giants (74,871).....	17
11/9	L	13	L.A. Raiders (61,706).....	17
11/16	W	24	@ San Diego (55,622).....	21
11/23	L	14	@ Washington (55,642).....	41
11/27	L	14	Seattle (58,023).....	31
12/7	L	10	@ L.A. Rams (64,949).....	29
12/14	L	21	Philadelphia (46,117).....	23
12/21	L	10	Chicago (57,256).....	24
		346		337

1987 (7-8)

Tom Landry, Head Coach Second place, NFC East

9/13	L	13	@ St. Louis (47,241).....	24
9/20	W	16	@ N.Y. Giants (73,426).....	14
9/27			Buffalo-canceled	
10/4	W	38	@ N.Y. Jets (12,370).....	24
10/11	W	41	Philadelphia (40,622).....	22
10/19	L	7	Washington (60,415).....	13
10/25	L	20	@ Philadelphia (61,630).....	37
11/2	W	33	N.Y. Giants (55,730).....	24

1987, Cont.

11/8	L	17	@ Detroit (45,325).....	27
11/15	W	23	@ N. England (60,567)(OT).....	17
11/22	L	14	Miami (56,519).....	20
11/26	L	38	Minnesota (54,229)(OT).....	44
12/6	L	10	Atlanta (40,103).....	21
12/13	L	20	@ Washington (54,882).....	24
12/21	W	29	@ L.A. Rams (60,700).....	21
12/27	W	21	St. Louis (36,788).....	16
		340		348

1988 (3-13)

Tom Landry, Head Coach

Fifth place, NFC East

9/4	L	21	@ Pittsburgh (56,813).....	24
9/12	W	17	@ Phoenix (67,139).....	14
9/18	L	10	N.Y. Giants (55,325).....	12
9/25	W	26	Atlanta (39,702).....	20
10/3	L	17	@ New Orleans (68,474).....	20
10/9	L	17	Washington (63,235).....	35
10/16	L	7	@ Chicago (64,759).....	17
10/23	L	23	@ Philadelphia (66,309).....	24
10/30	L	10	Phoenix (42,196).....	16
11/6	L	21	@ N.Y. Giants (75,826).....	29
11/13	L	3	Minnesota (57,830).....	43
11/20	L	24	Cincinnati (37,865).....	38
11/24	L	17	Houston (50,845).....	25
12/4	L	21	@ Cleveland (77,683).....	24
12/11	W	24	@ Washington (51,526).....	17
12/18	L	7	Philadelphia (46,131).....	23
		265		381

1989 (1-15)

Jimmy Johnson, Head Coach

Fifth place, NFC East

9/10	L	0	@ New Orleans (66,977).....	28
9/17	L	21	@ Atlanta (55,285).....	27
9/24	L	7	Washington (63,200).....	30
10/1	L	13	N.Y. Giants (51,785).....	30
10/8	L	13	@ Green Bay (56,656).....	31
10/15	L	14	San Francisco (61,077).....	31
10/22	L	28	@ Kansas City (76,841).....	36
10/29	L	10	Phoenix (44,431).....	19
11/5	W	13	@ Washington (53,187).....	3
11/12	L	20	@ Phoenix (49,657).....	24
11/19	L	14	Miami (56,044).....	17
11/23	L	0	Philadelphia (54,444).....	27
12/3	L	31	L.A. Rams (46,100).....	35
12/10	L	0	@ Philadelphia (59,842).....	20
12/16	L	0	@ N.Y. Giants (72,141).....	15
12/24	L	10	Green Bay (41,265).....	20
		204		393

1990 (7-9)

Jimmy Johnson, Head Coach

Fourth place, NFC East

9/9	W	17	San Diego (48,063).....	14
9/16	L	7	N.Y. Giants (61,090).....	28
9/23	L	15	@ Washington (53,804).....	19
9/30	L	17	@ N.Y. Giants (75,923).....	31
10/7	W	14	Tampa Bay (60,076).....	10
10/14	L	3	@ Phoenix (45,235).....	20
10/21	W	17	@ Tampa Bay (68,315).....	13
10/28	L	20	Philadelphia (62,605).....	21
11/4	L	9	@ N.Y. Jets (68,086).....	24
11/11	L	6	San Francisco (62,966).....	24
11/18	W	24	@ L.A. Rams (58,589).....	21
11/22	W	27	Washington (60,355).....	17
12/2	W	17	New Orleans (60,087).....	13

— Bye —

12/16	W	41	Phoenix (60,190).....	10
12/23	L	3	@ Philadelphia (63,895).....	17
12/30	L	7	@ Atlanta (50,097).....	26
		244		308

1991 (11-5)

Jimmy Johnson, Head Coach

Second place, NFC East

9/1	W	26	@ Cleveland (78,860).....	14
9/9	L	31	Washington (63,025).....	33
9/15	L	0	Philadelphia (62,656).....	24
9/22	W	17	@ Phoenix (68,814).....	9
9/29	W	21	N.Y. Giants (64,010).....	16
10/6	W	20	@ Green Bay (53,695).....	17
10/13	W	35	Cincinnati (63,275).....	23
			— Bye —	
10/27	L	10	@ Detroit (74,906).....	34
11/3	W	27	Phoenix (61,190).....	7
11/10	L	23	@ Houston (63,001)(OT).....	26
11/17	L	9	@ N.Y. Giants (76,410).....	22
11/24	W	24	@ Washington (55,561).....	21
11/28	W	20	Pittsburgh (62,253).....	10
12/8	W	23	New Orleans (64,530).....	14
12/15	W	25	@ Philadelphia (65,854).....	13
12/22	W	31	Atlanta (60,962).....	27
		342		310

1991 FIRST ROUND PLAYOFFS

(Chicago)

12/29	W	17	Chicago (62,594).....	13
-------	---	----	-----------------------	----

1991 DIVISIONAL PLAYOFFS

(Detroit)

1/5/92	L	6	Detroit (78,290).....	38
--------	---	---	-----------------------	----

1992 (13-3)

Jimmy Johnson, Head Coach

First place, NFC East

9/7	W	23	Washington (63,538).....	10
9/13	W	34	@ N.Y. Giants (76,430).....	28
9/20	W	31	Phoenix (62,575).....	20
			— Bye —	
10/5	L	7	@ Philadelphia (66,572).....	31
10/11	W	27	Seattle (62,311).....	0
10/18	W	17	Kansas City (64,115).....	10
10/25	W	28	@ L.A. Raiders (91,505).....	13
11/1	W	20	Philadelphia (65,012).....	10
11/8	W	37	@ Detroit (74,816).....	3
11/15	L	23	L.A. Rams (63,690).....	27
11/22	W	16	@ Phoenix (72,439).....	10
11/26	W	30	N.Y. Giants (62,416).....	3
12/6	W	31	@ Denver (74,946).....	20
12/13	L	17	@ Washington (56,437).....	20
12/21	W	41	@ Atlanta (67,036).....	17
12/27	W	27	Chicago (63,101).....	14
		409		243

1992 DIVISIONAL PLAYOFFS

(Dallas)

1/10/93	W	34	Philadelphia (63,721).....	10
---------	---	----	----------------------------	----

1992 NFC CHAMPIONSHIP GAME

(San Francisco)

1/17/93	W	30	San Francisco (64,920).....	20
---------	---	----	-----------------------------	----

SUPER BOWL XXVII

(Pasadena)

1/31/93	W	52	Buffalo (98,374).....	17
---------	---	----	-----------------------	----

THE HISTORY

1993 (12-4)

Jimmy Johnson, Head Coach

First place, NFC East

9/6	L	16	@ Washington (56,345).....	35
9/12	L	10	Buffalo (63,226).....	13
9/19	W	17	@ Phoenix (73,025).....	10
			— Bye —	
10/3	W	36	Green Bay (63,568).....	14
10/10	W	27	@ Indianapolis (60,453).....	3
10/17	W	26	San Francisco (65,099).....	17
			— Bye —	
10/31	W	23	@ Philadelphia (61,912).....	10
11/7	W	31	N.Y. Giants (64,735).....	9
11/14	W	20	Phoenix (64,224).....	15
11/21	L	14	@ Atlanta (67,337).....	27
11/25	L	14	Miami (60,198).....	16
12/6	W	23	Philadelphia (64,521).....	17
12/12	W	37	@ Minnesota (63,321).....	20
12/18	W	28	@ N.Y. Jets (73,233).....	7
12/26	W	38	Washington (64,497).....	3
1/2/94	W	16	@ N.Y. Giants (77,356)(OT).....	13
			376	229

1993 DIVISIONAL PLAYOFFS

(Dallas)

1/16/94	W	27	Green Bay (64,790).....	17
---------	---	----	-------------------------	----

1993 NFC CHAMPIONSHIP GAME

(Dallas)

1/23/94	W	38	San Francisco (64,902).....	21
---------	---	----	-----------------------------	----

SUPER BOWL XXVIII

(Atlanta)

1/30/94	W	30	Buffalo (72,817).....	13
---------	---	----	-----------------------	----

1994 (12-4)

Barry Switzer, Head Coach

First Place, NFC East

9/4	W	26	@ Pittsburgh (60,156).....	9
9/11	W	20	Houston (64,402).....	17
9/19	L	17	Detroit (64,102)(OT).....	20
9/25			— Bye —	
10/2	W	34	@ Washington (55,394).....	7
10/9	W	38	Arizona (64,518).....	3
10/16	W	24	Philadelphia (64,703).....	13
10/23	W	28	@ Arizona (71,023).....	21
10/30	W	23	@ Cincinnati (57,096).....	20
11/7	W	38	N.Y. Giants (64,836).....	20
11/13	L	14	@ San Francisco (69,014).....	21
11/20	W	31	Washington (64,644).....	7
11/24	W	42	Green Bay (64,597).....	31
12/4	W	31	@ Philadelphia (65,947).....	19
12/10	L	14	Cleveland (64,826).....	19
12/19	W	24	@ New Orleans (67,323).....	16
12/24	L	10	@ N.Y. Giants (66,943).....	15
			414	248

1994 DIVISIONAL PLAYOFFS

(Dallas)

1/8/95	W	35	Green Bay (64,745).....	9
--------	---	----	-------------------------	---

1994 NFC CHAMPIONSHIP GAME

(San Francisco)

1/15/95	L	28	San Francisco (69,125).....	38
---------	---	----	-----------------------------	----



Preseason Results

1960 (1-5)

8/6	L	10	San Francisco @Seattle (22,000).....	16
8/13	L	13	St. Louis @San Antonio (14,000).....	20
8/19	L	10	Baltimore (40,000).....	14
8/27	W	14	New York @Louisville (10,663).....	43
9/4	L	14	Los Angeles @Pendleton (13,500).....	9
9/11	L	23	Green Bay @Minneapolis (20,121).....	28

1961 (2-3)

8/5	W	38	Minnesota @Sioux Falls (4,954).....	13
8/11	L	7	Green Bay (30,000).....	30
8/26	L	10	New York @Albuquerque (21,500).....	28
9/1	W	35	Baltimore @Norman (19,000).....	24
9/9	L	10	San Fran. @Sacramento (22,130).....	24

1962 (0-5)

8/10	L	7	Green Bay (54,500).....	31
8/18	L	24	Detroit @Cleveland (77,683).....	35
8/25	L	10	Baltimore @Roanoke (14,000).....	24
9/1	L	7	San Fran. @Sacramento (20,000).....	26
9/8	L	26	Minnesota @Atlanta (12,500).....	45

1963 (3-2)

8/8	W	17	@ Los Angeles (70,675).....	14
8/17	L	10	Green Bay (53,121).....	31
8/24	L	17	Los Angeles @Portland (29,349).....	20
8/30	W	37	San Fran. @Bakersfield (9,927).....	24
9/7	W	27	Detroit @New Orleans (51,218).....	17

1964 (1-4)

8/8	L	6	@ Los Angeles (57,450).....	17
8/15	W	34	San Francisco @Portland (24,679).....	23
8/22	L	16	Los Angeles @Portland (30,565).....	25
8/29	L	3	Green Bay (60,057).....	35
9/5	L	6	Chicago @New Orleans(35,000).....	21

1965 (2-3)

8/17	L	0	@ Los Angeles (31,579).....	9
8/21	L	7	San Francisco @Portland(24,837).....	12
8/28	W	21	Green Bay (67,954).....	27
9/3	L	17	Minnesota @Birmingham (41,500).....	57
9/11	W	34	Chicago @Tulsa (33,525).....	21

1966 (5-0)

8/7	W	24	@ San Francisco (28,899).....	13
8/13	W	20	@ Los Angeles (44,217).....	10
8/20	W	21	Green Bay (75,504).....	3
8/27	W	20	Detroit @Tulsa (31,250).....	10
9/2	W	28	Minnesota (58,316).....	24

1967 (2-3)

8/12	L	6	@ Los Angeles (57,595).....	20
8/20	W	30	@ San Francisco (31,212).....	24
8/28	L	3	Green Bay (78,087).....	20
9/2	W	30	@ Houston (53,125).....	17
9/9	L	7	Baltimore (58,492).....	33

1968 (3-3)

8/3	L	24	Chicago @Canton (14,578).....	30
8/11	W	16	@ San Francisco (27,530).....	14
8/17	W	42	@ Los Angeles (64,978).....	10
8/24	L	27	Green Bay (72,014).....	31
8/31	W	33	@ Houston (52,289).....	19
9/7	L	10	Baltimore (69,520).....	16

1969 (4-2)

8/8	L	17	@ Los Angeles (87,381).....	24
8/17	W	20	@ San Francisco (33,894).....	17
8/23	W	31	Green Bay (73,764).....	13
8/28	W	14	@ Houston (55,310).....	11

1969 Cont.

9/6	W	25	N.Y. Jets (74,771)	9
9/14	L	7	Baltimore (58,975)	23

1970 (1-5)

8/8	W	20	@ San Diego (39,392)	10
8/15	L	10	@ Los Angeles (64,646)	17
8/22	L	34	Green Bay (72,389)	35
8/29	L	21	@ Houston (46,548)	37
9/5	L	0	Kansas City (69,055)	13
9/13	L	21	N.Y. Jets (55,297)	29

1971 (6-0)

8/6	W	45	@ Los Angeles (87,187)	21
8/14	W	36	New Orleans (73,560)	21
8/20	W	16	Cleveland (69,099)	15
8/26	W	28	@ Houston (49,078)	20
9/3	W	27	@ Baltimore (22,291)	14
9/11	W	24	Kansas City (74,035)	17

1972 (6-1)

7/28	W	20	College All-Stars @ Chi. (54,162)	7
8/5	W	26	Houston (65,405)	24
8/12	W	27	@ Los Angeles (66,051)	13
8/19	W	30	@ New Orleans (81,070)	7
8/26	W	34	N.Y. Jets (65,386)	27
9/2	L	10	@ Kansas City (79,592)	20
9/9	W	16	Oakland (62,607)	10

1973 (4-2)

8/3	W	24	@ Los Angeles (75,461)	7
8/11	L	26	@ Oakland (53,723)	27
8/18	W	24	New Orleans (61,022)	14
8/23	L	24	@ Houston (46,942)	27
9/1	W	27	Kansas City (57,468)	16
9/6	W	26	Miami (61,378)	23

1974 (3-3)

8/3	L	7	@ Oakland (41,049)	27
8/10	W	13	@ Los Angeles (46,468)	6
8/17	W	19	Houston (53,148) (OT)	13
8/24	L	7	@ New Orleans (56,563)	16
8/31	W	25	Kansas City (43,492)	16
9/5	L	15	Pittsburgh (43,900)	41

1975 (2-4)

8/9	L	7	@ Los Angeles (62,843)	35
8/18	L	20	@ Kansas City (35,630)	26
8/23	L	13	Minnesota (45,395)	16
8/30	W	17	@ Houston (46,951)	14
9/5	L	20	Oakland (39,562)	31
9/13	W	17	Pittsburgh (43,186)	16

1976 (3-3)

7/31	L	14	@ Oakland (52,391)	17
8/7	L	9	@ Los Angeles (60,158)	26
8/14	L	14	Denver (54,567)	13
8/21	W	36	Detroit @ Memphis (30,340)	16
8/28	W	20	Pittsburgh (64,264)	10
9/4	W	26	Houston (58,844) (OT)	20

1977 (3-3)

8/6	W	34	San Diego (59,504)	14
8/13	L	17	@ Seattle (58,789) (OT)	23
8/20	L	13	Miami (56,820)	20
8/27	W	24	Baltimore (54,835)	21
9/3	L	14	@ Houston (49,777)	23
9/8	W	30	Pittsburgh (49,824)	0

1978 (3-1)

8/5	W	41	San Francisco (63,736)	24
8/12	W	21	@ Denver (74,619)	14
8/19	L	13	Houston (62,242)	27
8/26	W	16	Pittsburgh (59,747)	13

1979 (3-2)

7/28	L	13	Oakland @ Canton (20,648)	20
8/4	W	7	Denver (61,192)	6
8/12	L	17	@ Seattle (59,803)	27
8/18	W	16	Houston (62,803)	13
8/25	W	16	Pittsburgh (64,543)	14

1980 (3-1)

8/9	W	17	Green Bay (54,876)	14
8/16	W	19	@ Los Angeles (63,283)	16
8/23	W	20	Houston (63,658)	13
8/30	L	10	Pittsburgh (62,795)	31

1981 (2-2)

8/8	L	17	Green Bay (55,967)	21
8/15	L	21	@ Los Angeles (61,459)	33
8/22	W	24	Pittsburgh (63,504)	14
8/29	W	28	Houston (63,799)	20

1982 (3-1)

8/14	L	10	Buffalo (48,612)	14
8/21	W	26	@ San Diego (49,182)	16
8/28	W	36	New England (50,113)	21
9/4	W	20	Houston (60,150)	14

1983 (3-1)

8/6	W	20	Miami (46,826)	17
8/15	W	30	@ L.A. Rams (54,268)	7
8/20	L	7	Pittsburgh (62,164)	24
8/27	W	34	Houston (54,363)	31

1984 (3-1)

8/4	W	31	Green Bay (43,371)	17
8/11	W	24	@ San Diego (50,740)	13
8/16	L	10	Pittsburgh (55,658)	20
8/25	W	31	Houston (53,877)	24

1985 (4-0)

8/10	W	27	Green Bay (41,847)	3
8/17	W	27	@ San Diego (48,596) (OT)	24
8/26	W	15	Chicago (49,540)	13
8/31	W	20	Houston (53,812)	10

1986 (0-5)

8/3	L	6	Chicago @ London (82,699)	17
8/9	L	0	@ San Diego (47,744)	20
8/16	L	19	@ L.A. Rams (52,153)	24
8/22	L	28	Pittsburgh (54,299)	41
8/30	L	14	Houston (62,239)	17

1987 (1-3)

8/15	L	0	@ San Diego (48,020)	29
8/22	W	13	@ San Francisco (57,598)	3
8/30	L	10	L.A. Raiders (46,666)	34
9/5	L	13	Houston (47,043)	18

1988 (2-2)

8/6	L	21	@ San Diego (40,110)	24
8/13	W	27	@ L.A. Raiders (40,774)	17
8/22	W	17	Chicago (47,796)	9
8/27	L	10	Houston (48,400)	54

1989 (3-1)

8/13	W	20	@ San Diego (45,203)	3
8/19	W	27	@ L.A. Raiders (40,358)	20
8/26	L	21	@ Denver (74,076) (OT)	24
9/2	W	30	Houston (63,582)	28

1990 (1-3)

8/11	L	16	@ San Diego (42,221)	28
8/18	L	14	@ L.A. Raiders (28,273)	16
8/25	W	20	Pittsburgh (47,723)	9
9/1	L	6	Houston (55,499)	27

THE HISTORY

1991 (2-2)

8/3	W	24	@ Kansas City (56,038)	14
8/12	L	12	L.A. Raiders (55,981)	17
8/18	L	20	@ Houston (53,314)	30
8/23	W	20	Atlanta (53,689) (OT)	17

1992 (2-3)

8/2	L	23	Houston @Tokyo (51,058)	34
8/7	W	27	@Miami (50,803)	24
8/15	L	16	Houston (61,334)	17
8/22	W	17	Denver (61,485)	3
8/28	L	13	Chicago (60,218)	20

1993 (1-3-1)

8/1	L	7	Minnesota (60,010)	13
8/8	T	13	Detroit @London (43,522) (OT)	13
8/14	W	13	L.A. Raiders (60,411)	7
8/21	L	20	Houston @San Antonio (63,285)	23
8/27	L	21	@ Chicago (56,181)	23

1994 (2-3)

7/31	W	17	Minnesota (59,062)	9
8/7	L	19	L.A. Raiders (61,932)	27
8/15	L	0	Houston @Mexico City (112,376)	6
8/21	W	34	Denver(63,923)	10
8/25	L	10	@ New Orleans (57,281)	28

All-Time Preseason Record (88-85-1)

Arizona	0-1	Miami	3-1
Atlanta	1-0	Minnesota	3-4
Buffalo	0-1	New England	1-0
Carolina	0-0	New Orleans	3-2
Chicago	3-5	New York Giants	1-1
Cincinnati	0-0	New York Jets	2-1
Cleveland	1-0	Philadelphia	0-0
Denver	4-2	Pittsburgh	7-5
Detroit	3-1-1	St. Louis	9-11
Green Bay	6-9	San Diego	6-4
Houston	16-13	San Francisco	8-4
Indianapolis	3-5	Seattle	0-2
Jacksonville	0-0	Tampa Bay	0-0
Kansas City	4-3	Washington	0-0
L.A. Raiders	4-10		



COWBOYS OVERTIME GAMES

The Cowboys have played in 12 regular season overtime games with a record of 7-5 since the NFL adopted the extra session in 1974.

	Score by Quarters						Total	Winning Score
	1	2	3	4	OT	—		
<i>Sept. 28, 1975 at Texas Stadium</i>								
St. Louis.....	0	3	14	14	0	—	31	DuPree 3 pass from
DALLAS.....	0	7	21	3	6	—	37	Staubach at 7:07
<i>Nov. 2, 1975 at RFK Stadium</i>								
DALLAS.....	0	17	0	7	0	—	24	
Washington.....	3	7	7	7	6	—	30	Kilmer 1 run at 8:26
<i>Sept. 18, 1977 at Metropolitan Stadium</i>								
DALLAS.....	0	3	0	7	6	—	16	Staubach 4 run at 8:46
Minnesota.....	7	0	0	3	0	—	10	
<i>Oct. 15, 1978 at Busch Stadium</i>								
DALLAS.....	0	7	14	0	3	—	24	FG Septien 47 at 11:32
St. Louis.....	7	7	0	7	0	—	21	
<i>Dec. 19, 1981 at Giants Stadium</i>								
DALLAS.....	0	0	0	10	0	—	10	
N.Y. Giants.....	0	0	7	3	3	—	13	FG Danelo 35 at 8:41
<i>Oct. 9, 1983 at Texas Stadium</i>								
Tampa Bay.....	10	0	7	7	0	—	24	
DALLAS.....	7	7	3	7	3	—	27	FG Septien 42 at 10:22
<i>Oct. 21, 1984 at Texas Stadium</i>								
New Orleans.....	0	17	10	0	0	—	27	
DALLAS.....	3	0	3	21	3	—	30	FG Septien 41 at 11:18
<i>Nov. 15, 1987 at Sullivan Stadium</i>								
DALLAS.....	7	7	0	3	6	—	23	Walker 60 run at 13:10
New England.....	0	7	0	10	0	—	17	
<i>Nov. 26, 1987 at Texas Stadium</i>								
Minnesota.....	14	7	7	10	6	—	44	Nelson 24 run at 7:09
DALLAS.....	0	14	10	14	0	—	38	
<i>Nov. 10, 1991 at The Astrodome</i>								
DALLAS.....	10	3	3	7	0	—	23	
Houston.....	0	10	3	10	3	—	26	FG Del Greco 23 at :29
<i>Jan. 2, 1994 at Giants Stadium</i>								
DALLAS.....	3	10	0	0	3	—	16	FG Murray 41 at 4:16
N.Y. Giants.....	0	0	10	3	0	—	13	
<i>Sept. 19, 1994 at Texas Stadium</i>								
Detroit.....	3	7	7	0	3	—	20	FG Hanson 44 at :27
DALLAS.....	7	0	3	7	0	—	17	

THE OPPONENTS

Arizona Cardinals
 (Dallas Leads Series 42-22-1)

Year	Site	Winner-Score	Att.
1960	St. Louis	St. Louis, 12-10	23,128
1961	Dallas	St. Louis, 31-17	20,500
1961	St. Louis	St. Louis, 31-13	15,384
1962	Dallas	St. Louis, 28-24	16,027
1962	St. Louis	St. Louis, 55-20	14,201
1963	Dallas	St. Louis, 34-7	36,432
1963	St. Louis	Dallas, 28-24	12,695
1964	Dallas	St. Louis, 16-6	36,605
1964	St. Louis	Dallas, 31-13	28,253
1965	St. Louis	St. Louis, 20-13	32,034
1965	Dallas	Dallas, 27-6	38,499
1966	St. Louis	Tie, 10-10	50,673
1966	Dallas	Dallas, 31-17	76,965
1967	Dallas	Dallas, 46-21	68,787
1968	Dallas	Dallas, 27-10	48,296
1969	Dallas	Dallas, 24-3	62,134
1970	St. Louis	St. Louis, 20-7	50,780
1970	Dallas	St. Louis, 38-0	69,323
1971	St. Louis	Dallas, 16-13	50,486
1971	Dallas	Dallas, 31-12	66,672
1972	Dallas	Dallas, 33-24	65,218
1972	St. Louis	Dallas, 27-6	49,787
1973	Dallas	Dallas, 45-10	64,729
1973	St. Louis	Dallas, 30-3	43,946
1974	St. Louis	St. Louis, 31-28	49,885
1974	Dallas	Dallas, 17-14	64,146
1975	Dallas	Dallas, 37-31	52,417
1975	St. Louis	St. Louis, 31-17	49,701
1976	St. Louis	St. Louis, 21-17	50,317
1976	Dallas	Dallas, 19-14	62,498
1977	St. Louis	Dallas, 30-24	50,129
1977	Dallas	St. Louis, 24-17	64,038
1978	Dallas	Dallas, 21-12	62,760
1978	St. Louis	Dallas, 24-21 (OT)	48,991
1979	St. Louis	Dallas, 22-21	50,855
1979	Dallas	Dallas, 22-13	64,300
1980	St. Louis	Dallas, 27-24	50,701
1980	Dallas	Dallas, 31-21	52,567
1981	Dallas	Dallas, 30-17	63,602
1981	St. Louis	St. Louis, 20-17	49,777
1982	St. Louis	Dallas, 24-7	50,705
1983	St. Louis	Dallas, 34-17	48,532
1983	Dallas	Dallas, 35-17	60,764
1984	Dallas	St. Louis, 31-20	61,438
1984	St. Louis	Dallas, 24-17	48,721
1985	St. Louis	St. Louis, 21-10	49,347
1985	Dallas	Dallas, 35-17	54,125
1986	St. Louis	Dallas, 31-7	49,077
1986	Dallas	Dallas, 37-6	60,756
1987	St. Louis	St. Louis, 24-13	47,241
1987	Dallas	Dallas, 21-16	36,788
1988	Phoenix	Dallas, 17-14	67,139
1988	Dallas	Phoenix, 16-10	42,196
1989	Dallas	Phoenix, 19-10	44,431
1989	Phoenix	Phoenix, 24-20	49,657
1990	Phoenix	Phoenix, 20-3	45,235
1990	Dallas	Dallas, 41-10	60,190
1991	Phoenix	Dallas, 17-9	68,814
1991	Dallas	Dallas, 27-7	61,190
1992	Dallas	Dallas, 31-20	62,575
1992	Phoenix	Dallas, 16-10	72,439
1993	Phoenix	Dallas, 17-10	73,025
1993	Dallas	Dallas, 20-15	64,224
1994	Dallas	Dallas, 38-3	64,518
1994	Arizona	Dallas, 28-21	71,023

Continued

Arizona Cardinals Cont.

 1995 Sept. 24 at Dallas
 1995 Dec. 25 at Arizona

ARIZONA CARDINALS

'94 Results (7-9)		'95 Schedule	
12	@ L.A. Rams	14	Sept. 3 @ Washington
17	N.Y. Giants	20	Sept. 10 Philadelphia
0	@ Cleveland	32	Sept. 17 @ Detroit
17	Minnesota	7	Sept. 24 @ Dallas
3	@ Dallas	38	Oct. 1 Kansas City
19	@ Wash. (OT)	16	Oct. 8 @ N.Y. Giants
21	Dallas	28	Oct. 15 Washington
20	Pittsburgh (OT)	17	Oct. 22 Open Date
7	@ Philadelphia	17	Oct. 29 Seattle
10	@ N.Y. Giants	9	Nov. 5 @ Denver
12	Philadelphia	6	Nov. 12 Minnesota
16	Chicago (OT)	19	Nov. 19 @ Carolina
30	@ Houston	12	Nov. 26 Atlanta
17	Washington	15	Nov. 30 N.Y. Giants
28	Cincinnati	7	Dec. 9 @ San Diego
6	@ Atlanta	10	Dec. 17 @ Phil.
235		267	Dec. 25 Dallas

Atlanta Falcons
 (Dallas Leads Series, 11-6)

Year	Site	Winner-Score	Att.
1966	Atlanta	Dallas, 47-14	56,990
1967	Dallas	Dallas, 37-7	54,751
1969	Atlanta	Dallas, 24-17	54,833
1970	Dallas	Dallas, 13-0	53,611
1974	Atlanta	Dallas, 24-0	52,322
1976	Atlanta	Atlanta, 17-10	54,972
1978*	Dallas	Dallas, 27-20	60,388
1980*	Atlanta	Dallas, 30-27	60,022
1985	Dallas	Dallas, 24-10	57,941
1986	Dallas	Atlanta, 37-35	62,880
1987	Dallas	Atlanta, 21-10	40,103
1988	Dallas	Dallas, 26-20	39,702
1989	Atlanta	Atlanta, 27-21	55,285
1990	Atlanta	Atlanta, 26-7	50,097
1991	Dallas	Dallas, 31-27	60,962
1992	Atlanta	Dallas, 41-17	67,036
1993	Atlanta	Atlanta, 27-14	67,337

1995 Oct. 29 at Atlanta

*NFC Divisional Playoffs

ATLANTA FALCONS

'94 Results (7-9)		'95 Schedule	
28	@ Detroit (OT)	31	Sept. 3 Carolina
31	L.A. Rams	13	Sept. 10 @ San Fran.
10	Kansas City	30	Sept. 17 @ New Or.
27	@ Washington	20	Sept. 24 N.Y. Jets
8	@ L.A. Rams	5	Oct. 1 New England
34	Tampa Bay	13	Oct. 8 Open Date
3	San Francisco	42	Oct. 12 @ St. Louis
17	@ L.A. Raiders	30	Oct. 22 @ Tampa Bay
10	San Diego	9	Oct. 29 Dallas
32	@ New Orleans	33	Nov. 5 Detroit
28	@ Denver	32	Nov. 12 @ Buffalo
28	Philadelphia	21	Nov. 19 St. Louis
14	@ San Francisco	50	Nov. 26 @ Arizona
20	New Orleans	29	Dec. 3 @ Miami
17	@ Green Bay	21	Dec. 10 New Orleans
10	Arizona	6	Dec. 17 @ Carolina
317		385	Dec. 24 San Fran.

Buffalo Bills

(Dallas Leads Series, 5-2)

Year	Site	Winner-Score	Att.
1971	Buffalo	Dallas, 49-37	46,206
1976	Dallas	Dallas, 17-10	51,779
1981	Dallas	Dallas, 27-14	62,583
1984	Buffalo	Buffalo, 14-3	74,391
1992*	Pasadena	Dallas, 52-17	98,374
1993	Dallas	Buffalo, 13-10	63,226
1993**	Atlanta	Dallas, 30-13	72,817

*Super Bowl XXVII, Jan. 31, 1993

**Super Bowl XXVIII, Jan. 30, 1994

Chicago Bears

(Dallas Leads Series, 10-6)

Year	Site	Winner-Score	Att.
1960	Chicago	Chicago, 17-7	39,951
1962	Dallas	Chicago, 34-33	12,692
1964	Chicago	Dallas, 24-10	47,527
1968	Chicago	Dallas, 34-3	46,667
1971	Chicago	Chicago, 23-19	55,049
1973	Chicago	Dallas, 20-17	55,701
1976	Dallas	Dallas, 31-21	61,346
1977*	Dallas	Dallas, 37-7	62,920
1979	Dallas	Dallas, 24-20	64,056
1981	Dallas	Dallas, 10-9	63,499
1984	Chicago	Dallas, 23-14	63,623
1985	Dallas	Chicago, 44-0	63,855
1986	Dallas	Chicago, 24-10	57,256
1988	Chicago	Chicago, 17-7	64,759
1991**	Chicago	Dallas, 17-13	62,594
1992	Dallas	Dallas, 27-14	63,101

*NFC Divisional Playoffs

**NFC First-Round Playoffs

Cincinnati Bengals

(Dallas Leads Series, 4-2)

Year	Site	Winner-Score	Att.
1973	Dallas	Dallas, 38-10	58,802
1979	Dallas	Dallas, 38-13	63,179
1985	Cincinnati	Cincinnati, 50-24	56,936
1988	Dallas	Cincinnati, 38-24	37,865
1991	Dallas	Dallas, 35-23	63,275
1994	Cincinnati	Dallas, 23-20	57,096

Cleveland Browns

(Cleveland Leads Series, 17-10)

Year	Site	Winner-Score	Att.
1960	Dallas	Cleve., 48-7	28,500
1961	Cleveland	Cleve., 25-7	43,638
1961	Dallas	Cleve., 38-17	23,500
1962	Cleveland	Cleve., 19-10	40,040
1962	Dallas	Dallas, 45-21	24,226
1963	Dallas	Cleve., 41-24	28,710
1963	Cleveland	Cleve., 27-17	55,096
1964	Cleveland	Cleve., 27-6	72,062
1964	Dallas	Cleve., 20-16	37,456
1965	Cleveland	Cleve., 23-17	80,451
1965	Dallas	Cleve., 24-17	76,251
1966	Cleveland	Cleve., 30-21	84,721
1966	Dallas	Dallas, 26-14	80,259
1967	Cleveland	Dallas, 21-14	81,039
1967*	Dallas	Dallas, 52-14	70,786

Continued

Cleveland Browns, Cont.

1968	Dallas	Dallas, 28-7	68,733
1968*	Cleveland	Cleve., 31-20	81,497
1969	Cleveland	Cleve., 42-10	84,850
1969*	Dallas	Cleve., 38-14	69,321
1970	Cleveland	Dallas, 6-2	75,458
1974	Dallas	Dallas, 41-17	48,754
1979	Cleveland	Cleve., 26-7	80,123
1982	Dallas	Dallas, 31-14	46,267
1985	Dallas	Dallas, 20-7	61,456
1988	Cleveland	Cleve., 24-21	77,683
1991	Cleveland	Dallas, 26-14	78,860
1994	Dallas	Cleve., 19-14	64,826

*Eastern Conference Championship Game

Denver Broncos

(Dallas Leads Series, 4-2)

Year	Site	Winner-Score	Att.
1973	Denver	Dallas, 22-10	51,706
1977	Dallas	Dallas, 14-6	63,752
1978*	N. Orleans	Dallas, 27-10	76,400
1980	Denver	Denver, 41-20	74,919
1986	Denver	Denver, 29-14	76,062
1992	Denver	Dallas, 31-27	74,946

1995 Sept. 10 at Dallas

*Super Bowl XII, Jan. 15, 1978

DENVER BRONCOS

'94 Results (7-9)		'95 Schedule	
34	San Diego 37	Sept. 3	Buffalo
22	@ N.Y. Jets (OT) 25	Sept. 10	@ Dallas
16	L.A. Raiders 48	Sept. 17	Washington
20	@ Buffalo 27	Sept. 24	@ San Diego
16	@ Seattle 9	Oct. 1	@ Seattle
28	Kansas City 31	Oct. 8	@ New Eng.
20	@ San Diego 15	Oct. 16	Los Angeles
26	Cleveland 14	Oct. 22	Kansas City
21	@ L.A. Rams 27	Oct. 29	Open Date
17	Seattle 10	Nov. 5	Arizona
32	Atlanta 28	Nov. 12	@ Phil.
15	Cincinnati 13	Nov. 19	San Diego
20	@ Kan. City (OT) 17	Nov. 26	@ Houston
13	@ L.A. Raiders 23	Dec. 3	Jacksonville
19	@ San Francisco 42	Dec. 10	Seattle
28	New Orleans 30	Dec. 17	@ Kan. City
347	396	Dec. 24	@ Los Ang.

Detroit Lions

(Dallas Leads Series, 8-7)

Year	Site	Winner-Score	Att.
1960	Detroit	Detroit, 23-14	43,272
1963	Dallas	Dallas, 17-14	27,262
1968	Dallas	Dallas, 59-13	61,382
1970*	Dallas	Dallas, 5-0	73,167
1972	Dallas	Dallas, 28-24	65,378
1975	Detroit	Dallas, 36-10	79,784
1977	Dallas	Dallas, 37-0	63,160
1981	Detroit	Detroit, 27-24	79,694
1985	Detroit	Detroit, 26-21	72,985
1986	Detroit	Dallas, 31-7	73,812
1987	Detroit	Detroit, 27-17	45,325
1991	Detroit	Detroit, 34-10	74,906
1991*	Detroit	Detroit, 38-6	78,290
1992	Detroit	Dallas, 37-3	74,816
1994	Dallas	Detroit, 20-17 (OT)	64,102

*NFC Divisional Playoffs

THE HISTORY

Green Bay Packers (Series Tied, 10-10)

Year	Site	Winner-Score	Att.
1960	Gr. Bay	Green Bay, 41-7	32,294
1964	Dallas	Green Bay, 45-21	44,975
1965	Milwau.	Green Bay, 13-3	48,311
1966*	Dallas	Green Bay, 34-27	75,504
1967*	Gr. Bay	Green Bay, 21-17	50,861
1968	Dallas	Green Bay, 28-17	74,604
1970	Dallas	Dallas, 16-3	67,182
1972	Milwau.	Green Bay, 16-14	47,103
1975	Dallas	Green Bay, 19-17	64,934
1978	Milwau.	Dallas, 42-14	55,256
1980	Milwau.	Dallas, 28-7	54,776
1982**	Dallas	Dallas, 37-26	63,972
1984	Dallas	Dallas, 20-6	64,222
1989	Gr. Bay	Green Bay, 31-13	56,656
1989	Dallas	Green Bay, 20-10	41,265
1991	Milwau.	Dallas, 20-17	53,695
1993	Dallas	Dallas, 36-14	63,568
1993\$	Dallas	Dallas, 27-17	64,790
1994	Dallas	Dallas, 42-31	64,597
1994\$	Dallas	Dallas, 35-9	64,745

1995 Oct. 8 at Dallas

\$NFC Divisional Playoffs

*NFL Championship Game

**Super Bowl Tournament

GREEN BAY PACKERS

'94 Results (7-9)		'95 Schedule	
16	Minnesota	10	Sept. 3 St. Louis
14	Miami	24	Sept. 11 @ Chicago
7	Philadelphia	13	Sept. 17 N.Y. Giants
30	Tampa Bay	3	Sept. 24 @ Jack'ville
16 @	New England	17	Oct. 1 Open Date
24	L.A. Rams	17	Oct. 8 @ Dallas
10	@ Minn. (OT)	13	Oct. 15 Detroit
33	@ Chicago	6	Oct. 22 Minnesota
38	Detroit	30	Oct. 29 @ Detroit
17	N.Y. Jets	10	Nov. 5 @ Minnesota
20	@ Buffalo	29	Nov. 12 Chicago
31	@ Dallas	42	Nov. 19 @ Cleveland
31	@ Detroit	34	Nov. 26 Tampa Bay
40	Chicago	3	Dec. 3 Cincinnati
21	Atlanta	17	Dec. 10 @ Tam. Bay
34	Tampa Bay	19	Dec. 16 @ New Or.
382		287	Dec. 24 Pittsburgh

Houston Oilers (Dallas Leads Series, 5-3)

Year	Site	Winner-Score	Att.
1970	Dallas	Dallas, 52-10	50,504
1974	Houston	Dallas, 10-0	49,775
1979	Dallas	Houston, 30-24	63,897
1982	Houston	Dallas, 37-7	51,808
1985	Houston	Dallas, 17-10	49,686
1988	Dallas	Houston, 25-17	50,845
1991	Houston	Houston, 26-23 (OT)	63,001
1994	Dallas	Dallas, 20-17	64,402

Indianapolis Colts (Dallas Leads Series, 7-3)

Year	Site	Winner-Score	Att.
1960	Dallas	Baltimore, 45-7	25,500
1967	Baltimore	Baltimore, 23-17	60,238
1969	Dallas	Dallas, 27-10	63,191
1970*	Miami	Baltimore, 16-13	80,055
1972	Baltimore	Dallas, 21-0	58,992
1976	Dallas	Dallas, 30-27	64,237
1978	Dallas	Dallas, 38-0	64,224
1981	Baltimore	Dallas, 37-13	54,871
1984	Dallas	Dallas, 22-3	58,724
1993	Indianapolis	Dallas, 27-3	60,453

*Super Bowl V, Jan. 17, 1971

Kansas City Chiefs (Dallas Leads Series, 3-2)

Year	Site	Winner-Score	Att.
1970	Kan. City	Dallas, 27-16	51,158
1975	Dallas	Kansas City, 34-31	63,539
1983	Dallas	Dallas, 41-21	64,103
1989	Kan. City	Kansas City, 36-28	76,841
1992	Dallas	Dallas, 17-10	64,115

1995 Nov. 23 at Dallas

KANSAS CITY CHIEFS

'94 Results (7-9)		'95 Schedule	
30	@ New Orleans	17	Sept. 3 @ Seattle
24	San Francisco	17	Sept. 10 N.Y. Giants
30	@ Atlanta	10	Sept. 17 L.A. Raiders
0	L.A. Rams	16	Sept. 24 @ Cleveland
6	@ San Diego	20	Oct. 1 @ Arizona
31	@ Denver	28	Oct. 9 San Diego
38	Seattle	23	Oct. 15 New England
10	@ Buffalo	44	Oct. 22 @ Denver
13	L.A. Raiders	3	Oct. 29 Open Date
13	San Diego	14	Nov. 5 Washington
20	Cleveland	13	Nov. 12 @ San Diego
9	@ Seattle	10	Nov. 19 Houston
17	Denver (OT)	20	Nov. 23 @ Dallas
28	@ Miami	45	Dec. 3 @ L.A. Raiders
31	Houston	9	Dec. 11 @ Miami
19	@ L.A. Raiders	9	Dec. 17 Denver
319		298	Dec. 24 Seattle

Miami Dolphins (Miami Leads Series, 6-2)

Year	Site	Winner-Score	Att.
1971*	N. Orleans	Dallas, 24-3	81,035
1973	Dallas	Miami, 14-7	64,100
1978	Miami	Miami, 23-16	69,414
1981	Dallas	Dallas, 28-27	64,221
1984	Miami	Miami, 28-21	74,139
1987	Dallas	Miami, 20-14	56,519
1989	Dallas	Miami, 17-14	56,044
1993	Dallas	Miami, 16-14	60,198

*Super Bowl VI, Jan. 16, 1972



Minnesota Vikings

(Dallas Leads Series, 11-7)

Year	Site	Winner-Score	Att.
1961	Dallas	Dallas, 21-7	20,500
1961	Minn.	Dallas, 28-0	33,070
1966	Dallas	Dallas, 28-17	64,116
1968	Dallas	Dallas, 20-7	47,644
1970	Minn.	Minn., 54-13	47,900
1971*	Minn.	Dallas, 20-12	49,100
1973**	Dallas	Minn., 27-10	64,524
1974	Dallas	Minn., 23-21	57,847
1975*	Minn.	Dallas, 17-14	48,341
1977	Minn.	Dallas, 16-10 (OT)	47,678
1977**	Dallas	Dallas, 23-6	61,968
1978	Dallas	Minn., 21-10	61,848
1979	Minn.	Dallas, 36-20	47,572
1982	Minn.	Minn., 31-27	60,007
1983	Minn.	Dallas, 37-24	60,774
1987	Dallas	Minn., 44-38 (OT)	54,229
1988	Dallas	Minn., 43-3	57,830
1993	Minn.	Dallas, 37-20	63,321

1995 Sept. 17 at Minnesota

*NFC Divisional Playoff Game

**NFC Championship Game

MINNESOTA VIKINGS

'94 Results (7-9)		'95 Schedule	
10 @ Green Bay	16	Sept. 3 @ Chicago	
10 Detroit	3	Sept. 10 Detroit	
42 @ Chicago	14	Sept. 17 Dallas	
38 Miami	35	Sept. 24 @ Pittsburgh	
7 @ Arizona	17	Oct. 1 Open Date	
27 @ N.Y. Giants	10	Oct. 8 Houston	
13 Green Bay (OT)	10	Oct. 15 @ Tampa Bay	
36 @ Tampa Bay	13	Oct. 22 @ Green Bay	
21 New Orleans	20	Oct. 30 Chicago	
20 @ New Eng. (OT)	26	Nov. 5 Green Bay	
21 N.Y. Jets	31	Nov. 12 @ Arizona	
17 Tampa Bay (OT)	20	Nov. 19 New Orleans	
33 Chicago (OT)	27	Nov. 23 @ Detroit	
21 @ Buffalo	17	Dec. 3 Tampa Bay	
19 @ Detroit	41	Dec. 9 Cleveland	
21 San Francisco	14	Dec. 18 @ San Fran.	
356	314	Dec. 24 @ Cincinnati	

New England Patriots

(Dallas Leads Series, 6-0)

Year	Site	Winner-Score	Att.
1971	Dallas	Dallas, 44-21	65,708
1975	N. Eng.	Dallas, 34-31	60,905
1978	Dallas	Dallas, 17-10	63,263
1981	N. Eng.	Dallas, 35-21	60,311
1984	Dallas	Dallas, 20-17	55,341
1987	N. Eng.	Dallas, 23-17 (OT)	60,567

New Orleans Saints

(Dallas Leads Series, 14-3)

Year	Site	Winner-Score	Att.
1967	Dallas	Dallas, 14-10	52,562
1967	N.O.	Dallas, 27-10	83,437
1968	N.O.	Dallas, 17-3	84,728
1969	N.O.	Dallas, 21-17	79,567
1969	Dallas	Dallas, 33-17	68,282
1991	N.O.	N.O., 24-14	83,088

Continued

New Orleans Saints, Cont.

1973	Dallas	Dallas, 40-3	53,972
1976	N.O.	Dallas, 24-6	61,413
1978	Dallas	Dallas, 27-7	57,920
1982	Dallas	Dallas, 21-7	64,506
1983	Dallas	Dallas, 21-20	62,136
1984	Dallas	Dallas, 30-27 (OT)	50,966
1988	N.O.	N.O., 20-17	68,474
1989	N.O.	N.O., 28-0	66,977
1990	Dallas	Dallas, 17-13	60,087
1991	Dallas	Dallas, 23-14	64,530
1994	N.O.	Dallas, 24-16	67,323

New York Giants

(Dallas Leads Series, 41-22-2)

Year	Site	Winner-Score	Att.
1960	New York	Tie, 31-31	55,033
1961	Dallas	New York, 31-10	41,500
1961	New York	Dallas, 17-16	60,254
1962	Dallas	New York, 41-10	45,668
1962	New York	New York, 41-31	62,694
1963	New York	New York, 37-21	62,889
1963	Dallas	New York, 34-27	29,635
1964	Dallas	Tie, 13-13	33,225
1964	New York	Dallas, 31-21	63,031
1965	Dallas	Dallas, 31-2	59,366
1965	New York	Dallas, 38-20	62,871
1966	Dallas	Dallas, 52-7	60,010
1966	New York	Dallas, 17-7	62,735
1967	Dallas	Dallas, 38-24	66,209
1968	Dallas	New York, 27-21	72,163
1968	New York	Dallas, 28-10	62,617
1969	Dallas	Dallas, 25-3	58,964
1970	Dallas	Dallas, 28-10	57,236
1970	New York	New York, 23-20	62,938
1971	Dallas	Dallas, 20-13	68,378
1971	New York	Dallas, 42-14	62,815
1972	New York	Dallas, 23-14	62,725
1972	Dallas	New York, 23-3	64,602
1973	Dallas	Dallas, 45-28	64,898
1973	N. Haven	Dallas, 23-10	70,128
1974	Dallas	New York, 14-6	46,353
1974	N. Haven	Dallas, 21-7	61,191
1975	New York	Dallas, 13-7	56,511
1975	Dallas	Dallas, 14-3	53,329
1976	New York	Dallas, 24-14	76,042
1976	Dallas	Dallas, 9-3	58,870
1977	Dallas	Dallas, 41-21	64,215
1977	New York	Dallas, 24-10	74,532
1978	New York	Dallas, 34-24	73,265
1978	Dallas	Dallas, 24-3	64,869
1979	New York	Dallas, 16-14	76,490
1979	Dallas	Dallas, 28-7	63,787
1980	Dallas	Dallas, 24-3	59,126
1980	New York	New York, 38-35	68,343
1981	Dallas	Dallas, 18-10	63,499
1981	New York	N.Y., 13-10 (OT)	73,009
1983	Dallas	Dallas, 28-13	62,347
1983	New York	Dallas, 38-20	76,142
1984	New York	New York, 28-7	75,921
1984	Dallas	New York, 19-7	60,235
1985	New York	Dallas, 30-29	74,981
1985	Dallas	Dallas, 28-21	62,310
1986	Dallas	Dallas, 31-28	59,804
1986	New York	New York, 17-14	74,871
1987	New York	Dallas, 16-14	73,426
1987	Dallas	Dallas, 33-24	55,730
1988	Dallas	New York, 12-10	55,325
1988	New York	New York, 29-21	75,826
1989	Dallas	New York, 30-13	51,785

Continued

THE HISTORY

New York Giants, Cont.

1989	New York	New York, 15-0	72,141
1990	Dallas	New York, 28-7	61,090
1990	New York	New York, 31-17	75,923
1991	Dallas	Dallas, 21-16	64,010
1991	New York	New York, 22-9	76,410
1992	New York	Dallas, 34-28	76,430
1992	Dallas	Dallas, 30-3	62,416
1993	Dallas	Dallas, 31-9	64,735
1993	New York	Dallas, 16-13 (OT)	77,356
1994	Dallas	Dallas, 38-10	64,836
1994	New York	New York, 15-10	66,943

1995	Sept. 4 at New York
1995	Dec. 17 at Dallas

NEW YORK GIANTS

'94 Results (7-9)		'95 Schedule	
28	Philadelphia	23	Sept. 4 Dallas
20	@ Arizona	17	Sept. 10 @ Kan. City
31	Washington	23	Sept. 17 @ Green Bay
22	@ New Orleans	27	Sept. 24 New Orleans
10	Minnesota	27	Oct. 1 @ San Fran.
10	@ L.A. Rams	17	Oct. 8 Arizona
6	Pittsburgh	10	Oct. 15 Philadelphia
25	Detroit (OT)	28	Oct. 22 Open Date
10	@ Dallas	38	Oct. 29 @ Wash.
9	Arizona	10	Nov. 5 @ Seattle
13	@ Houston	10	Nov. 12 Los Angeles
21	@ Wash.	19	Nov. 19 @ Phil.
16	@ Cleveland	13	Nov. 26 Chicago
27	Cincinnati	20	Nov. 30 @ Arizona
16	@ Philadelphia	13	Dec. 10 Washington
15	Dallas	10	Dec. 17 @ Dallas
279		305	Dec. 23 San Diego

New York Jets (Dallas Leads Series, 5-1)

Year	Site	Winner-Score	Att.
1971	Dallas	Dallas, 52-10	66,689
1975	New York	Dallas, 31-21	37,279
1978	New York	Dallas, 30-7	52,532
1987	New York	Dallas, 38-24	12,370
1990	New York	New York, 24-9	68,086
1993	New York	Dallas, 28-7	73,233

Oakland Raiders (Raiders Lead Series, 3-2)

Year	Site	Winner-Score	Att.
1974	Oakland	Oakland, 27-23	45,850
1980	Oakland	Dallas, 19-13	53,194
1983	Dallas	L.A., 40-38	64,991
1986	Dallas	L.A., 17-13	61,706
1992	L.A.	Dallas, 28-13	91,505

1995 Nov. 19 at Los Angeles

Continued



Oakland Raiders, Cont.

OAKLAND RAIDERS

'94 Results (7-9)		'95 Schedule	
14	@ San Francisco	44	Sept. 3 San Diego
9	Seattle	38	Sept. 10 @ Wash.
48	@ Denver	16	Sept. 17 @ Kan. City
24	San Diego	26	Sept. 24 Philadelphia
21	@ New England	17	Oct. 1 @ N.Y. Jets
17	@ Miami (OT)	20	Oct. 8 Seattle
30	Atlanta	17	Oct. 16 @ Denver
17	Houston	14	Oct. 2 Indianapolis
3	@ Kan. City	13	Oct. 29 Open Date
20	@ L.A. Rams	17	Nov. 5 at Cincinnati
24	New Orleans	19	Nov. 12 @ N.Y. Giants
3	Pittsburgh	21	Nov. 19 Dallas
24	@ San Diego	17	Nov. 27 @ San Diego
23	Denver	13	Dec. 3 Kansas City
17	@ Seattle	16	Dec. 10 Pittsburgh
9	Kansas City	19	Dec. 17 @ Seattle
303		327	Dec. 24 Denver

Philadelphia Eagles (Dallas Leads Series 43-27)

Year	Site	Winner-Score	Att.
1960	Dallas	Phil., 27-25	18,500
1961	Dallas	Phil., 43-7	25,000
1961	Phil.	Phil., 35-13	60,127
1962	Dallas	Dallas, 41-19	18,645
1962	Phil.	Phil., 28-14	58,070
1963	Phil.	Phil., 24-21	60,671
1963	Dallas	Dallas, 27-20	23,694
1964	Dallas	Phil., 17-14	55,972
1964	Phil.	Phil., 24-14	60,671
1965	Dallas	Phil., 35-24	56,249
1965	Phil.	Dallas, 21-19	54,714
1966	Dallas	Dallas, 56-7	69,372
1966	Phil.	Phil., 24-23	60,658
1967	Phil.	Phil., 21-14	60,740
1967	Dallas	Dallas, 38-17	55,834
1968	Phil.	Dallas, 45-13	60,858
1968	Dallas	Dallas, 34-14	72,083
1969	Phil.	Dallas, 38-7	60,658
1969	Dallas	Dallas, 49-14	71,509
1970	Phil.	Dallas, 17-7	59,728
1970	Dallas	Dallas, 21-17	55,736
1971	Phil.	Dallas, 42-7	65,358
1971	Dallas	Dallas, 20-7	60,178
1972	Dallas	Dallas, 28-6	55,850
1972	Phil.	Dallas, 28-7	65,720
1973	Phil.	Phil., 30-16	65,954
1973	Dallas	Dallas, 31-10	61,985
1974	Phil.	Phil., 13-10	64,088
1974	Dallas	Dallas, 31-24	43,586
1975	Phil.	Dallas, 20-17	64,889
1975	Dallas	Dallas, 27-17	57,893
1976	Dallas	Dallas, 27-7	54,052
1976	Phil.	Dallas, 26-7	55,072
1977	Phil.	Dallas, 16-10	65,507
1977	Dallas	Dallas, 24-14	60,289
1978	Dallas	Dallas, 14-7	60,525
1978	Phil.	Dallas, 31-13	64,667
1979	Dallas	Phil., 31-21	62,417
1979	Phil.	Dallas, 24-17	71,434
1980	Phil.	Phil., 17-10	70,696
1980	Dallas	Dallas, 35-27	62,548
1981**	Phil.	Phil., 20-7	70,696
1981	Phil.	Dallas, 17-14	72,111
1981	Dallas	Dallas, 21-10	64,955

Continued

Philadelphia Eagles, Cont.

1982	Dallas	Phil., 24-20	46,199
1983	Dallas	Dallas, 37-7	63,070
1983	Phil.	Dallas, 27-20	71,236
1984	Dallas	Dallas, 23-17	64,521
1984	Phil.	Dallas, 26-10	66,322
1985	Phil.	Phil., 16-14	70,114
1985	Dallas	Dallas, 35-17	54,047
1986	Phil.	Dallas, 17-14	68,572
1986	Dallas	Phil., 23-21	46,117
1987	Dallas	Dallas, 41-22	40,622
1987	Phil.	Phil., 37-20	61,630
1988	Phil.	Phil., 24-23	66,309
1988	Dallas	Phil., 23-7	46,131
1989	Dallas	Phil., 27-0	54,444
1989	Phil.	Phil., 20-10	59,842
1990	Dallas	Phil., 21-20	62,605
1990	Phil.	Phil., 17-3	63,895
1991	Dallas	Phil., 24-0	62,656
1991	Phil.	Dallas, 25-13	65,854
1992	Phil.	Phil., 31-7	66,572
1992	Dallas	Dallas, 20-10	65,012
1992*	Dallas	Dallas, 34-10	63,721
1993	Phil.	Dallas, 23-10	61,912
1993	Dallas	Dallas, 23-17	64,521
1994	Dallas	Dallas, 24-13	64,703
1994	Phil.	Dallas, 31-19	65,947

1995 Nov. 6 at Dallas

1995 Dec. 10 at Philadelphia

*NFC Divisional Playoffs

**NFC Championship Game

PHILADELPHIA EAGLES

'94 Results (7-9)		'95 Schedule	
23	NY Giants	28	Sept. 3 Tampa Bay
30	Chicago	22	Sept. 10 @ Arizona
13	Green Bay	7	Sept. 17 San Diego
40	San Fran.	8	Sept. 24 @ Los Ang.
21	Washington	17	Oct. 1 @ New Orleans
13	@ Dallas	24	Oct. 8 Washington
21	Houston	6	Oct. 15 @ NY Giants
31	@ Washington	29	Oct. 22 Open Date
17	Arizona	7	Oct. 29 St. Louis
7	Cleveland	26	Nov. 6 @ Dallas
6	@ Arizona	12	Nov. 12 Denver
21	@ Atlanta	28	Nov. 19 NY Giants
19	Dallas	31	Nov. 26 @ Washington
3	@ Pittsburgh	14	Dec. 3 @ Seattle
13	NY Giants	16	Dec. 10 Dallas
30	@ Cincinnati	33	Dec. 17 Arizona
308		308	Dec. 24 @ Chicago

Pittsburgh Steelers
(Series Tied, 13-13)

Year	Site	Winner-Score	Att.
1960	Dallas	Pitts., 35-28	30,000
1961	Dallas	Dallas, 27-24	23,500
1961	Pitts.	Pitts., 37-7	17,519
1962	Dallas	Pitts., 30-28	19,478
1962	Pitts.	Dallas, 42-27	23,106
1963	Pitts.	Pitts., 27-21	19,047
1963	Dallas	Pitts., 24-19	24,136
1964	Pitts.	Pitts., 23-17	35,594
1964	Dallas	Dallas, 17-14	35,271
1965	Pitts.	Pitts., 22-13	37,804
1965	Dallas	Dallas, 24-17	57,293
1966	Dallas	Dallas, 52-21	58,453
1966	Pitts.	Dallas, 20-7	42,185

Continued

Pittsburgh Steelers, Cont.

1967	Pitts.	Dallas, 24-21	39,641
1968	Dallas	Dallas, 28-7	55,069
1969	Pitts.	Dallas, 10-7	24,990
1972	Dallas	Dallas, 17-13	65,682
1975*	Miami	Pitts., 21-17	80,187
1977	Pitts.	Pitts., 28-13	49,761
1978**	Miami	Pitts., 35-31	78,656
1979	Pitts.	Pitts., 14-3	50,199
1982	Dallas	Pitts., 36-28	63,431
1985	Dallas	Dallas, 27-13	62,932
1988	Pitts.	Pitts., 24-21	56,813
1991	Dallas	Dallas, 20-10	62,253
1994	Pitts.	Dallas, 26-9	60,156

*Super Bowl X, Jan. 18, 1976

**Super Bowl XIII, Jan. 21, 1979

St. Louis Rams
(Rams Lead Series, 13-12)

Year	Site	Winner-Score	Att.
1960	Dallas	L.A., 38-13	16,000
1962	L.A.	Dallas, 27-17	26,907
1967	Dallas	L.A., 35-13	75,229
1969	L.A.	L.A., 24-23	79,105
1971	Dallas	Dallas, 28-21	66,595
1973	L.A.	L.A., 37-31	81,428
1973*	Dallas	Dallas, 27-16	64,291
1975	Dallas	Dallas, 18-7	49,091
1975**	L.A.	Dallas, 37-7	84,483
1976*	Dallas	L.A., 14-12	62,436
1978	L.A.	L.A., 27-10	65,749
1978**	L.A.	Dallas, 28-0	67,470
1979	Dallas	Dallas, 30-6	64,462
1979*	Dallas	L.A., 21-19	64,792
1980	L.A.	L.A., 38-14	62,548
1980\$	Dallas	Dallas, 34-13	64,533
1981	Dallas	Dallas, 29-17	64,649
1983\$	Dallas	L.A., 24-17	43,521
1984	L.A.	Dallas, 20-13	65,403
1985*	L.A.	L.A., 20-0	66,351
1986	L.A.	L.A., 29-10	64,949
1987	L.A.	Dallas, 29-21	60,700
1989	Dallas	L.A., 35-31	46,100
1990	L.A.	Dallas, 24-21	58,589
1992	Dallas	L.A., 27-23	63,690

\$NFC Wild Card Game

*NFC Division Playoff Game

**NFC Championship Game

San Diego Chargers
(Dallas Leads Series, 4-1)

Year	Site	Winner-Score	Att.
1972	San Diego	Dallas, 34-28	54,476
1980	Dallas	Dallas, 42-31	60,639
1983	San Diego	San Diego, 24-23	46,192
1986	San Diego	Dallas, 24-21	55,622
1990	Dallas	Dallas, 17-14	48,063

1995 Oct. 15 at San Diego

Continued



THE HISTORY

San Diego Chargers, Cont.

SAN DIEGO CHARGERS			
'94 Results (7-9)		'95 Schedule	
37 @ Denver	34	Sept. 3 @ L.A.	
27 Cincinnati	10	Sept. 10 Seattle	
24 @ Seattle	10	Sept. 17 @ Phil.	
26 @ L.A. Raiders	24	Sept. 24 Denver	
20 Kansas City	6	Oct. 1 @ Pittsburgh	
36 @ N.O.	22	Oct. 9 @ Kansas City	
15 Denver	20	Oct. 15 Dallas	
35 Seattle	15	Oct. 22 @ Seattle	
9 @ Atlanta	10	Oct. 29 Open Date	
14 @ Kansas City	13	Nov. 5 Miami	
17 @ New England	23	Nov. 12 Kansas City	
24 L.A. Rams	17	Nov. 19 @ Denver	
17 L.A. Raiders	24	Nov. 27 L.A.	
15 San Fran.	38	Dec. 3 Cleveland	
21 @ N.Y. Jets	6	Dec. 9 Arizona	
37 Pittsburgh	34	Dec. 17 @ Indianapolis	
381	306	Dec. 23 @ N.Y. Giants	

San Francisco 49ers (San Francisco Leads Series 12-11-1)

Year	Site	Winner-Score	Att.
1960	Dallas	San Fran., 26-14	10,000
1963	San Fran.	San Fran., 31-24	29,563
1965	Dallas	Dallas, 39-31	33,677
1967	San Fran.	San Fran., 24-16	27,182
1969	Dallas	Tie, 24-24	62,348
1970**	San Fran.	Dallas, 17-10	59,625
1971**	Dallas	Dallas, 14-3	66,311
1972	Dallas	San Fran., 31-10	65,124
1972*	San Fran.	Dallas, 30-28	61,214
1974	Dallas	Dallas, 20-14	50,018
1977	San Fran.	Dallas, 42-35	55,848
1979	San Fran.	Dallas, 21-13	56,728
1980	Dallas	Dallas, 59-14	63,399
1981	San Fran.	San Fran., 45-14	57,574
1981**	San Fran.	San Fran., 28-27	60,525
1983	San Fran.	San Fran., 42-17	59,957
1985	San Fran.	San Fran., 31-16	60,114
1989	Dallas	San Fran., 31-14	61,077
1990	Dallas	San Fran., 24-6	62,966
1992**	San Fran.	Dallas, 30-20	64,920
1993	Dallas	Dallas, 26-17	65,099
1993**	Dallas	Dallas, 38-21	64,902
1994	San Fran.	San Fran., 21-14	69,014
1994**	San Fran.	San Fran., 38-28	69,125

1995 Nov. 12 at Dallas

* NFC Divisional Playoff Game

** NFC Championship Game

Continued



San Francisco 49ers, Cont.

SAN FRANCISCO 49ers			
'94 Results (7-9)		'95 Schedule	
44 L.A. Raiders	14	Sept. 3 @ N.O.	
17 @ Kansas City	24	Sept. 10 Atlanta	
34 @ L.A. Rams	19	Sept. 17 New England	
24 N.O.	13	Sept. 25 @ Detroit	
8 Philadelphia	40	Oct. 1 N.Y. Giants	
27 @ Detroit	21	Oct. 8 Open Date	
42 @ Atlanta	3	Oct. 15 @ Indianapolis	
41 Tampa Bay	16	Oct. 22 @ St. Louis	
37 @ Washington	22	Oct. 29 N.O.	
21 Dallas	14	Nov. 5 Carolina	
31 L.A. Rams	27	Nov. 12 @ Dallas	
35 @ N.O.	14	Nov. 20 @ Miami	
50 Atlanta	14	Nov. 26 St. Louis	
38 @ San Diego	15	Dec. 3 Buffalo	
42 Denver	19	Dec. 10 @ Carolina	
14 @ Minnesota	21	Dec. 18 Minnesota	
505	296	Dec. 24 @ Atlanta	

Seattle Seahawks (Dallas Leads Series, 4-1)

Year	Site	Winner-Score	Att.
1976	Seattle	Dallas, 28-13	62,027
1980	Dallas	Dallas, 51-7	57,540
1983	Seattle	Dallas, 35-10	63,352
1986	Dallas	Seattle, 31-14	58,023
1992	Dallas	Dallas, 27-0	62,311

Tampa Bay Buccaneers (Dallas Leads Series, 88-0)

Year	Site	Winner-Score	Att.
1977	Dallas	Dallas, 23-7	55,316
1980	Dallas	Dallas, 28-17	62,750
1981*	Dallas	Dallas, 38-0	64,848
1982	Dallas	Dallas, 14-9	49,578
1982**	Dallas	Dallas, 30-17	65,042
1983	Dallas	Dallas, 27-24 (OT)	63,308
1990	Dallas	Dallas, 14-10	60,076
1990	Tampa	Dallas, 17-13	68,315

* NFC Divisional Playoff

** Super Bowl Tournament

Washington Redskins (Dallas Leads Series 39-29-2)

Year	Site	Winner-Score	Att.
1960	Wash.	Wash., 26-14	21,142
1961	Dallas	Tie, 28-28	17,500
1961	Wash.	Wash., 34-24	21,451
1962	Dallas	Tie, 35-35	15,730
1962	Wash.	Dallas, 38-10	49,888
1963	Wash.	Wash., 21-17	40,101
1963	Dallas	Dallas, 35-20	18,838
1964	Dallas	Dallas, 24-18	25,158
1964	Wash.	Wash., 28-16	49,219
1965	Dallas	Dallas, 27-7	61,577
1965	Wash.	Wash., 34-31	50,205
1966	Wash.	Dallas, 31-30	50,927
1966	Dallas	Wash., 34-31	64,198
1967	Wash.	Dallas, 17-14	50,566
1967	Dallas	Wash., 27-20	75,538
1968	Dallas	Dallas, 29-20	66,076

Continued

Washington Redskins, Cont.

1968	Wash.	Dallas, 44-24	50,816
1969	Wash.	Dallas, 41-28	50,474
1969	Dallas	Dallas, 20-10	56,924
1970	Wash.	Dallas, 45-21	50,415
1970	Dallas	Dallas, 34-0	57,936
1971	Dallas	Wash., 20-16	72,000
1971	Wash.	Dallas, 13-0	53,041
1972	Wash.	Wash., 24-20	53,039
1972	Dallas	Dallas, 34-24	65,136
1972*	Wash.	Wash., 26-3	53,129
1973	Wash.	Wash., 14-7	54,314
1973	Dallas	Dallas, 27-7	64,458
1974	Wash.	Wash., 28-21	54,395
1974	Dallas	Dallas, 24-23	63,243
1975	Wash.	Wash., 30-24 (OT)	55,004
1975	Dallas	Dallas, 31-10	61,091
1976	Wash.	Dallas, 20-7	55,004
1976	Dallas	Wash., 27-14	59,916
1977	Dallas	Dallas, 34-16	62,115
1977	Wash.	Dallas, 14-7	55,031
1978	Wash.	Wash., 9-5	55,031
1978	Dallas	Dallas, 37-10	64,905
1979	Wash.	Wash., 34-20	55,031
1979	Dallas	Dallas, 35-34	62,867
1980	Wash.	Dallas, 17-3	55,045
1980	Dallas	Dallas, 14-10	58,809
1981	Wash.	Dallas, 26-10	55,045
1981	Dallas	Dallas, 24-10	64,583
1982	Wash.	Dallas, 24-10	54,633
1982*	Wash.	Wash., 31-17	55,045
1983	Wash.	Dallas, 31-30	55,045
1983	Dallas	Wash., 31-10	65,074
1984	Wash.	Wash., 34-14	55,431
1984	Dallas	Wash., 30-28	64,286
1985	Dallas	Dallas, 44-14	62,292
1985	Wash.	Dallas, 13-7	55,750
1986	Dallas	Dallas, 30-6	63,264
1986	Wash.	Wash., 41-14	55,642
1987	Dallas	Wash., 13-7	60,415

Continued
Washington Redskins, Cont.

1987	Wash.	Wash., 24-20	54,882
1988	Dallas	Wash., 35-17	63,235
1988	Wash.	Dallas, 24-17	51,526
1989	Dallas	Wash., 30-7	63,200
1989	Wash.	Dallas, 13-3	53,187
1990	Wash.	Wash., 19-15	53,804
1990	Dallas	Dallas, 27-17	60,355
1991	Dallas	Wash., 33-31	63,025
1991	Wash.	Dallas, 24-21	55,561
1992	Dallas	Dallas, 23-10	63,538
1992	Wash.	Wash., 20-17	56,437
1993	Wash.	Wash., 35-16	53,345
1993	Dallas	Dallas, 38-3	64,497
1994	Wash.	Dallas, 34-7	55,394
1994	Dallas	Dallas, 31-7	64,644

1995 Oct. 1 at Washington

1995 Dec. 3 at Dallas

*NFC Championship Game

WASHINGTON REDSKINS
'94 Results (7-9)

7	Seattle	28
38	@ New Orleans	24
23	@ N.Y. Giants	31
20	Atlanta	27
7	Dallas	34
17	@ Philadelphia	21
16	Arizona (OT)	19
41	@ Indianapolis	27
29	Philadelphia	31
22	San Francisco	37
7	@ Dallas	31
19	N.Y. Giants	21
21	@ Tampa Bay	26
15	@ Arizona	17
14	Tampa Bay	17
24	@ L.A. Rams	21
320		412

'95 Schedule

Sept. 3	Arizona
Sept. 10	Los Angeles
Sept. 17	@ Denver
Sept. 24	@ Tampa Bay
Oct. 1	Dallas
Oct. 8	@ Philadelphia
Oct. 15	@ Arizona
Oct. 22	Detroit
Oct. 29	N.Y. Giants
Nov. 5	@ Kansas City
Nov. 12	Open Date
Nov. 19	Seattle
Nov. 26	Philadelphia
Dec. 3	@ Dallas
Dec. 10	@ N.Y. Giants
Dec. 17	@ St. Louis
Dec. 24	Carolina



Ring of Honor

The Cowboys honor former players and coaches who made outstanding contributions to the club by inducting them into the Ring of Honor at Texas Stadium. Their names and the years of service are prominently displayed in silver on the wall above the Cowboys' bench at Texas Stadium. Members of the Cowboys' Ring of Honor:



TONY DORSETT

TONY DORSETT, running back, 1977-87.

Tony Dorsett finished his career as the second leading rusher in NFL history and played in five NFC Championship Games, two Super Bowls and four Pro Bowls. After guiding the University of Pittsburgh to the 1976 national title and claiming the Heisman Trophy, Dorsett captured rookie of the year honors in 1977. He also holds the NFL record with a 99-yard touchdown run. Inducted into the Ring of Honor in 1994, Tony was also elected to the Pro Football Hall of Fame in 1994.



CHUCK HOWLEY

CHUCK HOWLEY, linebacker, 1961-73.

When Chuck Howley retired in 1973, Tom Landry said "I don't know that I've seen anybody better at linebacker than Howley." A six-time All-Pro, Howley was the most valuable player in Super Bowl V. The Cowboys traded for Howley, who was drafted by Chicago in 1958. He was All-America center at West Virginia. A six-time Pro Bowl selection, Howley was added to the Ring of Honor in 1977.



LEE ROY JORDAN

LEE ROY JORDAN, linebacker, 1963-76.

The inspirational leader of the Cowboys' first championship teams was Lee Roy Jordan. The Cowboys' first-round draft choice in 1963 following an All-America career at Alabama, Jordan anchored the "Doomsday Defense" from his middle linebacker position for 14 years. He was named to the Pro Bowl five times and All-Pro twice. Lee Roy was inducted into the Ring of Honor in 1989.




TOM LANDRY

TOM LANDRY, Head Coach, 1960-88. The first head coach of the Cowboys, Tom Landry led Dallas to two Super Bowl wins and five NFC titles in his 29 years at the Cowboys helm. He compiled a career record of 270-178-6, the third most wins in NFL history, and was elected to the Pro Football Hall of Fame in 1990. Tom Landry was inducted into the Ring of Honor in 1993.



BOB LILLY

BOB LILLY, defensive tackle, 1961-74. Nicknamed "Mr. Cowboy," Bob Lilly was the franchise's first draft choice in 1961, the first name in the Ring of Honor in 1975 and its first inductee into the Pro Football Hall of Fame in 1980. A seven-time All-Pro, Lilly was named to a club-record 11 Pro Bowls. He was a two-time All-SWC pick and an All-America at Texas Christian University before being drafted by Dallas.



DON MEREDITH

DON MEREDITH, quarterback, 1960-68. Don Meredith led the Cowboys to their first winning season and their first NFL Championship Game in 1966. Signed by Clint Murchison, Jr. before Dallas was granted its NFL franchise, "Dandy Don" played in two Pro Bowls and was named NFL Player of the Year in 1966. A two-time All-America at SMU, Don's name was added to the Cowboys' Ring of Honor in 1976.




DON PERKINS

DON PERKINS, running back, 1961-68. Don Perkins was the first Cowboys player to rush for more than 6,000 yards. A six-time Pro Bowl selection, Perkins finished among the top ten NFL rushers in each of his eight seasons. He was named NFL Rookie of the Year in 1961 and All-Pro in 1962. Perkins was signed before Dallas was granted its NFL franchise. A three-time All-Skyline pick at New Mexico, he was inducted into the Ring of Honor in 1976.


THE HISTORY



MEL RENFRO



ROGER STAUBACH



RANDY WHITE

MEL RENFRO, defensive back, 1964-77.

Mel Renfro was named to the Pro Bowl his first ten seasons in the NFL. He is the club's all-time interceptor with 52 and kickoff returner with a 26.4-yard career average. Renfro was drafted in the second round in 1964 after a career as an All-America half-back and world class sprinter at Oregon. A five-time All-Pro, Renfro was inducted into the Ring of Honor in 1981.

ROGER STAUBACH, quarterback, 1969-79.

Roger Staubach led the Cowboys to six NFC Championship Games, four Super Bowls and two Super Bowl titles. A great clutch performer, Staubach led Dallas to comeback victories 23 times, 14 in the last two minutes or overtime. A five-time Pro Bowler, he was drafted by Dallas in 1964 after winning the Heisman Trophy and Maxwell Award at the Naval Academy. Inducted into the Ring of Honor in 1983, Roger was elected to the Pro Football Hall of Fame in 1985.

RANDY WHITE, defensive tackle, 1975-88. A

nine-time Pro Bowler during his 14 years with Dallas, Randy White established a club-record with eight straight All-Pro selections. White was co-MVP (with teammate Harvey Martin) in the Cowboys' Super Bowl XII victory over Denver. A consensus All-America defensive end for Maryland in 1974, White won both the Outland Trophy and the Vince Lombardi Awards. Inducted into the Ring of Honor in 1994, Randy was also elected to the Pro Football Hall of Fame in 1994.



Cowboys in the Hall of Fame

Six members of the Pro Football Hall of Fame in Canton, Ohio, have been elected based on their accomplishments with the Cowboys—Bob Lilly in 1980, Roger Staubach in 1985, Tom Landry in 1990, Tex Schramm in 1991 and Tony Dorsett and Randy White in 1994.



Bob Lilly

Lilly, the first college player ever drafted by the Cowboys, was selected to play in the Pro Bowl 11 times while playing for Dallas from 1961 to 1974. Lilly came to the Cowboys after a collegiate career at Texas Christian University.

Staubach, known as "Captain Comeback" to Dallas fans, quarterbacked the Cowboys to four NFC Championships and victories in Super Bowl VI and XII. Staubach, a native of Cincinnati and a graduate of the U.S. Naval Academy, played for Dallas from 1969 to 1979.




Roger Staubach

Tom Landry compiled an overall record of 270-178-6 with two World Championships as the head coach of the Cowboys from 1960 to 1988. Landry helped build the Cowboys into "America's Team" along with Tex Schramm who served as the team's president and general manager from 1960 to 1989.

Dorsett, the Cowboys all-time leading rusher, stands third all-time on the NFL's career rushing list with 12,739 yards. Dorsett, the 1976 Heisman Trophy winner from the University of Pittsburgh, played with Dallas from 1977 to 1987.

White, a nine-time Pro Bowler during his 14 year career with Dallas, was co-MVP of Super Bowl XII in the Cowboys' 27-10 win over Denver. White joined the Cowboys as a first-round draft choice in 1975 and played for Dallas from 1975 to 1988.



Tex Schramm



Tony Dorsett



Tom Landry



Randy White

Historical Highlights

1960

NFL FRANCHISE — Clint Murchison, Jr., and Bedford Wynne were awarded an expansion franchise in the NFL at the annual league meeting in Miami Beach, Fla. The Cowboys were to play as a "swing" team, playing every other team one time during the first season, although listed in the Western Conference standings (January 28).

COWBOYS STOCKED — A player pool was set up in the league meeting in Los Angeles, with each of 12 NFL teams freezing 25 names on its roster and the Cowboys allowed to pick three from each team for a total of 36 veterans. Dallas, once given the list, had to select its 36 players within 24 hours (March 13).

TRAINING STARTS — Rookies report to first Cowboys camp at Pacific University in Forest Grove, Oregon (July 9).

FIRST PRE-SEASON GAME — The Cowboys, less than six months in existence, get their first test and drop a 16-10 pre-season game to San Francisco in Seattle (August 6).

FIRST HOME GAME — In their Dallas debut, in the Salesmanship Club preseason game, the Cowboys led the world champion Baltimore Colts into the final minute before a 62-yard pass from Johnny Unitas to Lenny Moore gave the Colts a 14-10 victory (August 19).

FIRST VICTORY — In a preseason game at Louisville, KY, the Cowboys beat New York's Giants, 14-3, with Frank Clarke catching touchdown passes for 73 yards (Eddie LeBaron) and 74 yards (Don Meredith) (August 27).

FIRST LEAGUE GAME — In their first league game, Dallas fell to Pittsburgh, 35-28, with Bobby Layne leading a fourth-period Steeler rally (Sept. 24, Saturday night).

STREAK SNAPPED — Dallas snaps a 10-game loss streak by tying New York, 31-31, at Yankee Stadium (Dec. 4).

1961

TRAINING STARTS — Rookies launch training at new campsite — St. Olaf College in Northfield, Minn. (July 9).

FIRST LEAGUE WIN — Scoring ten points in the final 56 seconds, the Cowboys score their first NFL victory, 27-24, over Pittsburgh in the '61 league opener in the Cotton Bowl. Allen Green's 27-yard field goal on the game's final play won it before 23,500 (Sept. 17).

1962

TRAINING STARTS — Team begins training at new campsite — Northern Michigan College in Marquette, Mich. (July 13).

PENALTY HISTORY — For the first time in anyone's memory in an NFL game, points were awarded for a penalty. The Cowboys were detected holding in the end zone on a 99-yd. TD pass from LeBaron to Clarke, and Pittsburgh was awarded a safety. The Steelers eventually won, 30-28 (Sept. 23).

100-YARD FIRSTS — Cowboys' Amos Marsh returned a kickoff 101 yards and Mike Gaechter returned a pass interception 100 yards, both plays for fourth-quarter TDs in a 41-19 win over Philadelphia in Dallas. It was the first time in NFL history that two 100-yard runs had been made in the same game, much less by the same team in the same quarter (Oct. 14).

1963

SHIFT TO KANSAS CITY — The rival Dallas Texans of the AFL announce they are moving the franchise to Kansas City (Feb. 8).

CALIFORNIA TRAINING SITE — The Cowboys open training at California Lutheran College in Thousand Oaks, Calif. (July 12).

HOWTON SETS RECORD — Bill Howton broke Don Hutson's all-time receiving mark with

a 14-yard catch against Washington (there). Hutson's record was 7,991 yards and the catch gave Howton an even 8,000 yards (Sept. 29).

1964

LANDRY CONTRACT — With one year to go on his original contract, Tom Landry is signed to a ten-year extension, in effect giving him an 11-year pact, possibly the longest in major pro sports history (Feb. 5).

1965

FIRST SELLOUT — An overflow crowd of 76,251 jams the Cotton Bowl for the Cleveland game, notching the team's first home sellout. Cleveland won, 24-17 (Nov. 21).

1966

PLAYOFF BOWL — After defeating New York, 38-20, in the season finale (and winning five of their last seven games) to get into the Playoff Bowl at Miami, the Cowboys fall to Baltimore, 35-3 (Jan. 15).

MERGER — Peace comes to pro football with Cowboys GM Tex Schramm completing two months of negotiations with AFL's Lamar Hunt, merging the two leagues under the NFL banner (June 8).

SCHRAMM ELEVATED — Texas E. Schramm, Vice-President and General Manager of the Cowboys from the beginning, was named President of the club by owner Clint Murchison, Jr., who retained the title of Chairman of the Board.

NEELY CASE SOLVED — Dallas and Houston reached agreement in the Ralph Neely case. Neely remained with Dallas with Houston receiving the Cowboys Nos. 1, 2 and two fifth round picks in the 1967 draft (Nov. 17).

THE CHAMPIONSHIP — The Cowboys won their first championship, capturing the Eastern Conference title with a 10-3-1 record, but lost the NFL Championship Game to Green Bay, 34-27.

1967

TEXAS STADIUM — On Dec. 23, owner Clint Murchison, Jr., formally announced plans to build Texas Stadium in suburban Irving. The stadium, to be financed through a bond-option plan, would be ready for the 1970 season. The stadium would seat a minimum of 58,000.

SECOND CHAMPIONSHIP — Under the NFL's new format, the Cowboys easily won the Capitol Division and defeated Cleveland, Century Division winner, 52-14, in the Cotton Bowl for the Eastern conference championship. However, on Dec. 31 in Green Bay, the Cowboys lost their second bid for an NFL title, falling to the Packers, 21-17, in the 13 degree below weather.

1968

WIN CAPITOL — For the second straight year the Cowboys won the Capitol Division, but for the first time in three years the Cowboys did not win the Eastern Championship, being upset at Cleveland, 31-20, on December 21. Dallas won the Runner-Up Bowl over Minnesota, 17-13.

1969

TEXAS STADIUM — Ground was broken for Texas Stadium in suburban Irving on January 25, and on June 29 Bert Rose was named general manager of the stadium.

ORIGINALS RETIRE — An era ended for the Cowboys in July. On July 5th at a press conference in Dallas, quarterback Don Meredith, the last of the original Cowboys, announced his retirement. Then, on July 18th, the day the veterans were to report to training camp, all-time rushing great Don Perkins officially retired.

THE HISTORY

REPEAT CAPITOL WINS — Once again the Cowboys rolled to the Capitol Division Championship with an 11-2-1 season. However, the Cowboys failed to win the Eastern Championship when on Dec. 28, the Cowboys lost to Cleveland, 38-14, in the Cotton Bowl.

1970

FIVE STRAIGHT PLAYOFFS — The Cowboys won their last five games to finish 10-4, claim the Eastern Division championship and make the playoffs for the fifth year in a row. They defeated Detroit, 5-0, in the opening round to get a shot at the National Conference championship.

FIRST NFC TITLE — The Cowboys captured the biggest prize of their 11-year history on Jan. 3 when they downed San Francisco, 17-10, for the NFC crown. A 16-13 loss to Baltimore in the Super Bowl Jan. 17 left Dallas with one major goal still unrealized.

1971

TEXAS STADIUM — The Cowboys opened a new era in their sparkling Irving, Tex., home with a 44-21 victory over the New England Patriots on October 24. Duane Thomas scored the first touchdown in the new stadium, a 56-yard run just two minutes and 16 seconds after the opening kickoff. Attendance was 65,708.

SIX STRAIGHT PLAYOFFS — The Cowboys won their last seven games to finish 11-3, claim the Eastern Division championship and make the playoffs for the sixth year in a row. They defeated Minnesota, 20-12, in the opening round.

SECOND NFC TITLE — For the second consecutive year, the Cowboys met the San Francisco 49ers in the National Conference showdown. This time Dallas won 14-13, to qualify for its second straight Super Bowl.

FIRST WORLD CHAMPIONSHIP — The Cowboys downed the Miami Dolphins, 24-3, to win Super Bowl VI in New Orleans on Jan. 16. It was the 10th victory in a row for Dallas as Roger Staubach passed for two touchdowns and was named the game's Most Valuable Player.

1972

FIRST 1,000-YARD BACK — Calvin Hill became the first Dallas player to rush for 1,000 yards when he gained 111 on Dec. 9 against the Washington Redskins in Texas Stadium. Hill wound up with 1,036 yards for the season on a record 245 carries.

SEVEN STRAIGHT PLAYOFFS — The Cowboys qualified for the NFL playoffs a record seventh consecutive year, their 10-4 record earning them the National Conference Wild Card berth. Roger Staubach passed for two touchdowns in the last 1:30 to give the Cowboys a 30-28 victory at San Francisco in the first round. Then, at Washington on New Year's Eve, Dallas was foiled in its bid for a third straight NFL title with the Redskins win, 16-3.

1973

100 VICTORIES — The Cowboys and Coach Tom Landry recorded their 100th victory with a 40-3 Texas Stadium win over the New Orleans Saints on Sept. 24. Landry ended the season with a career mark of 108-80-6 to rank ninth on the list of the NFL's all-time winningest coaches.

EIGHT STRAIGHT PLAYOFFS — The Cowboys regained the NFC Eastern Division title with a 10-4 record and broke their own NFL record by reaching the playoffs for the eighth year in a row. Dallas defeated the Western Division champion Los Angeles Rams in the first round, 27-16, but fell to Central Division winner Minnesota in the NFC Championship Game, 27-10.

1974

FIRST TOP DRAFT CHOICE — For the first time in their history, the Cowboys had the very first choice in the NFL Draft. The No. 1 pick came to Dallas from Houston in exchange for Tody Smith and Billy Parks. The Cowboys selected Ed "Too Tall" Jones, a 6-9, 260-pound defensive end from Tennessee State.

PLAYOFFS MISSED — The Cowboys' record breaking string of eight straight years in the NFL playoffs was broken when the club's 8-6 record failed to qualify.

1975

LILLY HONORED — "Mr. Cowboy" was honored on Bob Lilly Day at Texas Stadium at half-time of the Philadelphia game on Nov. 23. It was first such recognition ever given to a Dallas player. Lilly never missed a game in 14 years with the Cowboys, earning All-Pro honors seven times at defensive tackle before retiring prior to the '75 season.

TEN STRAIGHT WINNING SEASONS — The Cowboys' 10-4 record earned them the NFC Wild Card berth in the playoffs. The composite record over 10 straight winning seasons was 101-37-2.

THIRD NFC TITLE — After shocking Minnesota in the first round, 17-14 on Roger Staubach's 50-yard "Hail Mary" pass to Drew Pearson, the Cowboys traveled to Los Angeles for the NFC showdown. Staubach threw four touchdown passes, three to Preston Pearson, and Dallas won, 37-7. Pittsburgh won Super Bowl X on Jan. 18 in Miami, 21-17.

1976

MEREDITH, PERKINS HONORED — Former Cowboys greats Don Meredith and Don Perkins joined Bob Lilly in the Ring of Honor at Texas Stadium during halftime ceremonies at the New York Giants game on Nov. 7.

ELEVEN STRAIGHT WINNING SEASONS — The Cowboys won the NFC Eastern Division title with their 11-3 record, giving them their 11th straight winning season and 10th playoff berth in that period. A 14-12 first round loss to Los Angeles — the first time Dallas had lost in the first round under the current playoff setup — ended the season.

1977

HOWLEY HONORED — Former All-Pro linebacker Chuck Howley, a Cowboy from 1961 through 1973, became the fourth member of the Ring of Honor. Howley was honored during ceremonies at halftime of the Detroit Lions game on Oct. 30.

TWELVE STRAIGHT WINNING SEASONS — Getting off to an 8-0 start, their best ever, the Cowboys rolled to a 12-2 record, the championship of the NFC East, and their 12th consecutive winning season. They opened their 11th visit to the playoffs in those 12 years with a 37-7 first-round victory over the Chicago Bears at Texas Stadium.

FOURTH NFC TITLE — Dallas crushed the Minnesota Vikings at Texas Stadium, 23-6, for National Conference crown No. 4 and the right to meet the Denver Broncos in Super Bowl XII.

SECOND WORLD CHAMPIONSHIP — The Cowboys stopped the Denver Broncos, 27-10, to win Super Bowl XII in New Orleans on January 15, 1978. In the process, Dallas tied Minnesota for most Super Bowl appearances (four) and Green Bay, Miami and Pittsburgh for most Super Bowl victories (two). Defensive linemen Harvey Martin and Randy White were named co-Most Valuable Players in the game.

1978

THIRTEEN STRAIGHT WINNING SEASONS — After a mediocre 6-4 start, the Cowboys won six straight games to finish the expanded regular season with a 12-4 record and their 10th division crown. It marked the Cowboys' 13th consecutive winning season and 12th trip to the playoffs in that span. Dallas rallied to beat Atlanta 27-20 in a divisional playoff at Texas Stadium, sending the Cowboys to their seventh NFC championship game in the past nine years.

FIFTH NFC TITLE — Dallas shut out the Rams in Los Angeles 28-0 in the National Conference title game to advance to the Super Bowl a record fifth time, including three of the last four. In the first Super Bowl rematch, Pittsburgh edged the Cowboys 35-31 for the NFL championship on Jan. 21 in Miami's Orange Bowl.

1979

TWENTIETH ANNIVERSARY — The Cowboys celebrated their 20th anniversary season at half-time of the St. Louis Cardinals game at Texas Stadium on Oct. 21. Stars from each of those 20 seasons plus Coach Tom Landry were introduced during the halftime ceremonies.

THE HISTORY

FOURTH STRAIGHT NFC EAST TITLE — Rallying from a mid-season slump the Cowboys won their final three games to finish with an 11-5 record, their 11th division championship, including the past four NFC East titles, and 14th consecutive winning season. The Cowboys made their 13th trip to the playoffs in those 14 years, but were eliminated by Los Angeles 21-19 in a divisional playoff at Texas Stadium.

1980

STAUBACH RETIRES — At a press conference at Texas Stadium on March 31, quarterback Roger Staubach announced his retirement after 11 record-breaking years with the Cowboys. Staubach held all major Cowboys' passing records and was the all-time leading NFL passer.

LILLY ENTERS HALL OF FAME — Bob Lilly, a seven-time All-Pro defensive tackle in his 14-year career with the Cowboys from 1961-74, became the first Cowboys' player to be inducted into the Pro Football Hall of Fame. Enshrined along with Lilly on Aug. 2 at Canton, Ohio, were Herb Adderley, who played for the Cowboys from 1970-71, Jim Otto and Deacon Jones.

FIFTEEN STRAIGHT WINNING SEASONS — Behind new starting quarterback Danny White, the Cowboys rolled to their 15th consecutive winning season with a surprising 12-4 record, tied for best in the league with Philadelphia and Atlanta. The Cowboys lost the NFC East title to Philadelphia on a tie-breaker, but entered the playoffs for the 14th time in 15 years, this time as a wild card team. The Cowboys beat Los Angeles 34-13 at Texas Stadium in the NFC Wild Card Game and rallied past the Falcons at Atlanta 30-27 to advance to the NFC Championship Game at Philadelphia. But the Cowboys lost 20-7 in their bid for a sixth Super Bowl appearance.

LANDRY'S 200th VICTORY — Tom Landry joined George Halas and Curly Lambeau as the only coaches with 200 NFL victories when the Cowboys beat Los Angeles 34-13 on Dec. 28 at Texas Stadium in the NFC Wild Card Game, raising Landry's record to 200-119-6, counting regular season and playoff games.

1981

RENFRO HONORED — Former All-Pro defensive back Mel Renfro, the Cowboys' all-time leading pass interceptor, became the fifth member of the Cowboys' Ring of Honor. Renfro, who played for Dallas from 1964 through 1977, was honored during halftime ceremonies of the Cowboys-Miami Dolphins game at Texas Stadium Oct. 25.

TWELFTH DIVISION CHAMPIONSHIP — The Cowboys regained the NFC Eastern Division Championship, their 12th division title since 1966, with a 12-4 record and tied Oakland's NFL mark of 16 consecutive winning seasons. Entering the playoffs for the 15th time in that span, the Cowboys advanced to the NFC Championship Game for the ninth time in 12 years by routing Tampa Bay 38-0 at Texas Stadium. But for the second year in a row Dallas lost the conference title game. San Francisco scored a last-minute touchdown at Candlestick Park to edge the Cowboys 28-27 for a berth in Super Bowl XVI.

1982

200TH REGULAR-SEASON VICTORY — The Cowboys beat Washington 24-10 at RFK Stadium on Dec. 5 for the club's and Coach Tom Landry's 200th regular season victory.

SEVENTEEN STRAIGHT WINNING SEASONS — The Cowboys finished the strike-shortened regular season with a 6-3 record to establish an NFL record of 17 consecutive winning seasons. Entering the playoffs for a record-tying eighth straight year and for the 16th time in 17 years, the Cowboys beat Tampa Bay 30-17 and Green Bay 37-26, both at Texas Stadium, to advance to the NFC Championship Game for the third year in a row. But again the Cowboys come up short, losing 31-17 at Washington.

1983

STAUBACH HONORED — Former quarterback Roger Staubach, who led the Cowboys to four Super Bowls, became the sixth member of the Ring of Honor during halftime ceremonies of the Cowboys-Tampa Bay game on Oct. 9.

NEW HEADQUARTERS — Ground was broken on Nov. 29 for the Cowboys' new headquarters and training facility at The Valley Ranch in northwest Dallas County.

EIGHTEEN STRAIGHT WINNING SEASONS — The Cowboys extended their NFL record to 18 consecutive winning seasons with a 12-4 finish. The club also set a league record with its ninth straight playoff appearance, qualifying as a wild card entry. The Los Angeles Rams eliminated the Cowboys from the playoffs, however, with a 24-17 upset victory at Texas Stadium in the NFC Wild Card Game on Dec. 26.

1984

SILVER SEASON — The Cowboys kicked off their 25th anniversary with a news conference at Texas Stadium on Jan. 27. Club President Tex Schramm announced the Cowboys would celebrate their 25th anniversary during 1984 under the theme "Silver Season."

OWNERSHIP CHANGES HANDS — The sale of the Cowboys from the Murchison family to an 11-member limited partnership headed by Dallas businessman H.R. "Bum" Bright was approved by NFL owners on March 19 at the league's annual meeting in Honolulu. The sale was completed on May 18.

COWBOYS CENTER — The Cowboys and Triland International announced plans on March 27 for Cowboys Center, an innovative joint venture that will develop business opportunities in a conference center, Cowboys ShowPlace, athletic club, sports arena, office park, housing, and retail and restaurant outlets on 200 acres at The Valley Ranch, adjacent to the Cowboys' new headquarters.

NINETEEN STRAIGHT WINNING SEASONS — The Cowboys defeated the Eagles 26-10 in Philadelphia to extend their NFL record to 19 consecutive winning seasons. The Cowboys finished 9-7 and missed the playoffs for the first time in 10 years and only the second time in 19 years.

1985

STAUBACH ENTERS HALL OF FAME — Roger Staubach, the master of the comeback victory during his 11-year career as a Cowboys quarterback, was inducted into the Pro Football Hall of Fame in his first year of eligibility. Enshrined with Staubach on Aug. 3 at Canton, Ohio, were Pete Rozelle, Joe Namath, O.J. Simpson and Frank Gatski. Staubach joined Bob Lilly as the only players who spent their entire career with the Cowboys to be elected to the Hall of Fame.

TEXAS STADIUM IMPROVEMENTS — Texas Stadium unveiled a new look when the Cowboys opened their preseason schedule against Green Bay on Aug. 10. The stadium became the first to have two DiamondVision color scoreboards, and the addition of 118 Crown Suites gave Texas Stadium more private suites, 296, than any stadium in the nation.

COWBOYS RANCH OPENS — Cowboys players and coaches reported on Aug. 27 to the team's new headquarters and training facility at Cowboys Center in Valley Ranch.

DORSETT PASSES 10,000 YARDS — On a 19-yard sweep around left end, Tony Dorsett, became the sixth player in NFL history to rush for 10,000 yards. Dorsett's feat highlighted a 27-13 victory over Pittsburgh at Texas Stadium on Oct. 13.

THIRTEENTH DIVISION CHAMPIONSHIP — The Cowboys edged the New York Giants 28-21 on Dec. 15 at Texas Stadium to capture the NFC Eastern Division championship for the first time since 1981. Picked in most season previews to finish third or fourth in the division, the Cowboys rallied for their NFL record 20th consecutive winning season, a 13th division title in 20 years and a playoff berth for the 18th time in that span. But in their NFL record 36th playoff game appearance, the Cowboys fell 20-0 to the Los Angeles Rams in Anaheim Stadium on Jan. 4.

1986

COWBOYS GO TO LONDON — The Cowboys began preparations for their first trip to a foreign country when the NFL announced on March 12 that the Cowboys would play the Super Bowl champion Chicago Bears in a preseason game at London's Wembley Stadium on Aug. 3.

100TH WIN AT TEXAS STADIUM — Dallas defeated St. Louis 37-6 for the club's 100th vic-

THE HISTORY

tory at Texas Stadium. Since the facility opened in 1971 the Cowboys have compiled a 100-25 (.800) record.

STREAK BROKEN — The Cowboys' streak of 20 consecutive winning seasons from 1966 through 1985, third longest in professional sports history, came to an end when the club finished with a 7-9 record after losing seven of its last eight games. Only baseball's New York Yankees (39 straight winning seasons, 1962-64) and hockey's Montreal Canadiens (32 from 1951-52 through 1982-83) surpassed the Cowboys' accomplishments. After the 1986 season, the Washington Redskins' five straight winning campaigns (1982-86) represented the NFL's longest active streak.

1987

FOUNDER DIES — Cowboys founder Clint Murchison, Jr., died March 30 after a long illness. Murchison, 63, who owned the club until 1984, acquired the expansion Dallas franchise in the NFL in 1960. He hired Tex Schramm as general manager, gave Tom Landry a 10-year contract when his coaching career was in doubt in 1964 and was instrumental in the building of Texas Stadium.

DORSETT GETS 12,000 YARDS — Tony Dorsett became the fourth rusher in NFL history to gain more than 12,000 yards when he registered 52 yards against the Rams on Dec. 21 for a career total of 12,036. The only runners ahead of Dorsett were Walter Payton, Jim Brown and Franco Harris.

1988

LANDRY TIES LAMBEAU — Dallas opened the 1988 season against Pittsburgh on Sept. 12 and Tom Landry tied an NFL record held by Curly Lambeau by coaching in his 29th consecutive season with the same team. Lambeau led the Green Bay Packers from 1921-49.

1989

JONES ACQUIRES COWBOYS, NAMED JOHNSON COACH — Jerry Jones reached an agreement to purchase the Cowboys from Bum Bright on Feb. 25 and announced that University of Miami Coach Jimmy Johnson would replace Tom Landry.

SALE APPROVED, SCHRAMM RESIGNS — The sale of the Cowboys to Jerry Jones was unanimously approved by NFL owners on April 18 at a special meeting in New York. At the same meeting Tex Schramm was named president of the new World League of American Football. He announced his resignation as president and general manager of the Cowboys after 29 years with the club.

AIKMAN SIGNED — The Cowboys, holding the No. 1 pick in the NFL Draft for only the second time in their history, announced the signing of quarterback Troy Aikman to a six-year contract on April 20.

1990

AUSTIN TRAINING CAMP — Beginning on July 18, nearly 100,000 fans visit the Cowboys' first ever in-state training camp at St. Edward's University in Austin.

LANDRY ENTERS HALL OF FAME — Tom Landry, who led the Cowboys to five Super Bowls and 20 consecutive winning seasons as the Cowboys head coach from 1960-88, was inducted into the Pro Football Hall of Fame in his first year of eligibility. Enshrined on Aug. 4 at Canton, Ohio, Landry joined former Dallas players Bob Lilly and Roger Staubach as the only Hall of Fame members who built their achievements with the Cowboys.

SMITH ROOKIE OF THE YEAR, JOHNSON COACH OF THE YEAR — Following a dramatic turn-around season where the team posted a 7-9 record and missed the playoffs by one game, Jimmy Johnson was named the NFL Coach of the Year by the Associated Press. Running back Emmitt Smith, who led all NFL rookie running backs in rushing yardage and touchdowns, was named the A.P.'s NFC Offensive Rookie of the Year.

1991

RECORD DRAFT HAUL INCLUDES MARYLAND AS NO. 1 OVERALL PICK — After a pre-draft trade with the New England Patriots, the Cowboys used the No. 1 overall selection in the NFL Draft for only the third time in franchise history. Dallas chose Outland Trophy winner Russell Maryland (DT) with the top pick. The Cowboys went on to acquire 16 more choices, setting a club record for most selections in a 12 round draft with 17 overall.

SCHRAMM ENTERS HALL OF FAME — One of the NFL's true innovators, and the guiding force behind the development of America's Team, Tex Schramm was inducted into the Pro Football Hall of Fame on July 27, 1991. Schramm, who served as the President and General Manager of the Dallas Cowboys from the team's conception in 1960 until his retirement in 1989, joined Staubach, Lilly and Landry with his enshrinement in Canton, Ohio.

RETURN TO THE PLAYOFFS — After winning the final five games of the season, Dallas finished with an 11-5 record — the team's best mark since the 1983 season. The initial spark to the winning streak was a 24-21 win over the eventual World Champion Washington Redskins on Nov. 24. The win, at Washington's RFK Stadium, ended the Redskins' bid for a perfect regular season after 11 straight wins. Dallas finished second in the NFC East and qualified as the NFC's No. 2 Wild Card Playoff entry, marking the club's first post season trip since 1985. Dallas traveled to Chicago and defeated the Bears 17-13 in the opening round Wild Card Game before dropping a 38-6 decision at Detroit the following week.

SMITH AND IRVIN LEAD NFL — Running back Emmitt Smith and wide receiver Michael Irvin became the first two players from the same team to lead the NFL in rushing yardage and receiving yardage in the same season. Smith had 1,563 yards rushing, while Irvin set single season club records for receptions (93) and receiving yardage (1,523). Both players were named to the NFC Pro Bowl squad along with tight end Jay Novacek and quarterback Troy Aikman. The Cowboys sent four offensive players to the Pro Bowl for the first time since 1979, and Irvin was named the MVP of the Pro Bowl Game.

1992

JONES NAMED TO COMPETITION COMMITTEE — On May 1, Jerry Jones, was appointed to the NFL's Competition Committee by Commissioner Paul Tagliabue. Jones became the first owner to serve on the prestigious committee since the death of Cincinnati's Paul Brown.

FOURTEENTH DIVISION CHAMPIONSHIP — Before a national television audience on ABC's Monday Night Football, the Cowboys defeated the Atlanta Falcons (41-17) at the Georgia Dome to claim the NFC Eastern Division Championship. The victory marked the Cowboys' first divisional title since 1985.

RECORD NUMBER OF OFFENSIVE PRO BOWL SELECTIONS — Six players from the Cowboys offense were selected to play in the Pro Bowl: RB Emmitt Smith, TE Jay Novacek, QB Troy Aikman, WR Michael Irvin, G Nate Newton and C Mark Stepnoski. The six players establish a Dallas Cowboys' record for most offensive players selected to the Pro Bowl.

CLUB RECORD FOR VICTORIES/SMITH EARNS SECOND RUSHING TITLE — On December 27, Dallas defeated Chicago by a 17-14 score at Texas Stadium. The victory was the 13th of the year for Dallas, establishing a new club record for victories in a season. In the Bears game, Emmitt Smith finished the season with 1,713 rushing yards, enabling Smith to become the first player to win back-to-back NFL rushing titles since Eric Dickerson (1983-84).

ROAD ATTENDANCE RECORD SET — The Cowboys set a new team record for road attendance by averaging 72,523 fans per road game in 1992. The team also played before a sold-out stadium in all 16 regular season games for the first time since the 1981 season.

SIXTH NFC TITLE — On January 17, 1993, the Cowboys defeated the San Francisco 49ers by a 30-20 score at Candlestick Park. The victory sends Dallas to Super Bowl XXVII in Pasadena, marking the Cowboys first NFC title, and the Super Bowl trip, since 1978.

THIRD WORLD CHAMPIONSHIP — While making an NFL record sixth Super Bowl appearance, the Cowboys defeated Buffalo 52-17 in Super Bowl XXVII at the Rose Bowl in Pasadena on Jan. 31, 1993. The victory enabled the Cowboys to become the only franchise in NFL history to win more than one Super Bowl under two different ownerships. The Super Bowl crowd of 98,374 was the largest crowd to ever witness a Dallas Cowboys game. The

THE HISTORY

game was also witnessed by 133.4 million television viewers, making Super Bowl XXVII the most watched event in television history.

1993

WHITE HOUSE VISIT— The Super Bowl Champion Dallas Cowboys became the first athletic team to visit the White House under the Clinton administration. The Cowboys team visit to the White House was the first in club history. (March 5).

LANDRY HONORED — Former Head Coach Tom Landry, who led Dallas to two Super Bowl wins and five NFC titles in his 29 years at the Cowboys helm, became the eighth member of the Ring of Honor during halftime ceremonies of the Cowboys-N.Y. Giants game on Nov. 7.

RECORD NUMBER OF PRO BOWL SELECTIONS — An NFC-record 11 Dallas players are selected to the Pro Bowl. That group includes a club-record eight offensive selections (seven Pro Bowl starters).

FIFTEENTH DIVISION CHAMPIONSHIP — In the final game of the regular season, the Cowboys defeat the New York Giants 16-13 in overtime at Giants Stadium to claim their 15th division crown and their second consecutive NFC East title. (Jan. 2)

SMITH EARNS THIRD RUSHING TITLE — Emmitt Smith finishes the season with 1,486 yards to earn his third straight NFL rushing crown. He becomes just the fourth man in NFL history to win three consecutive rushing titles.

SEVENTH NFC TITLE — Dallas defeats San Francisco 38-21 in the NFC Championship Game at Texas Stadium. The victory gives the Cowboys an NFL-record seventh conference championship in the first conference title game to be played at Texas Stadium since January 1, 1978 (a 23-6 win over Minnesota).

FOURTH WORLD CHAMPIONSHIP — Dallas becomes one of just three NFL teams to win four Super Bowls by defeating Buffalo (30-13) in Super Bowl XXVIII. The game, played at the Georgia Dome in Atlanta, featured two rushing touchdowns by Super Bowl MVP Emmitt Smith. Dallas raised its NFL record number of Super Bowl appearances to seven (one fourth of all the Super Bowl games played).

1994

SWITZER NAMED HEAD COACH — Barry Switzer is named the new head coach of the Dallas Cowboys—and the third head coach in team history on March 30. Switzer replaces Jimmy Johnson, who stepped down as the Cowboys' head coach the previous day.

DORSETT AND WHITE ENTER HALL OF FAME — Tony Dorsett, the Cowboys all-time leading rusher in his 11-year career with the Cowboys from 1977-87, and Randy White, a nine-time Pro Bowl defensive tackle in his 14-year career with the Cowboys from 1975-78, are both inducted into the Pro Football Hall of Fame in their first year of eligibility. Enshrined on July 30 at Canton, Ohio, both men join former Dallas players Bob Lilly and Roger Staubach as well as Tom Landry and Tex Schramm in the Hall of Fame.

NFL RECORD CROWD IN MEXICO CITY — The Cowboys travel to Mexico City to play the Houston Oilers in a preseason game in front of 112,376 fans, the largest crowd to ever witness an NFL game (Aug. 15).

SIXTEENTH DIVISION CHAMPIONSHIP — The Cowboys clinched the NFC Eastern Division Crown in the first week of December with a 31-19 victory over the Eagles in Philadelphia (Dec. 4).

RECORD NUMBER OF PRO BOWL SELECTIONS — AGAIN — For the second straight year, the Cowboys send 11 players to the Pro Bowl, tying the NFC record that Dallas established in 1993.

NFL RECORD FOR TITLE GAME APPEARANCES — While making an NFL record 13th NFC Championship Game appearance, the Cowboys become the only team in NFL history to advance to at least two championship games in every decade of the team's existence. Dallas fell short of its third straight Super Bowl with a 38-28 loss to the San Francisco 49ers at Candlestick Park on Jan. 15, 1995.



**The
Sidelines**



The glittering showcase of Cowboys Football is Texas Stadium, a state-of-the-art modern football facility which opened on Oct. 24, 1971 with a 44-21 Cowboys victory over New England. Since then the Cowboys have posted a 138-58 record (.704) overall, including a 13-4 (.765) mark in postseason. Prior to moving to Texas Stadium the Cowboys spent the 1960-71 seasons at the Cotton Bowl, where they posted a 45-33-4 record, including a 2-2 mark in postseason.

Located in the Dallas suburb of Irving, Texas Stadium has a seating capacity of 65,812 and features two DiamondVision color replay screens, 360 luxury suites, 52 concession stands, 40 specialty stands, 86 restrooms, 115 drinking fountains and 130 acres of parking. Texas Stadium's most unique feature is the partial roof which covers fans from inclement weather, but leaves the game outdoors. Texas Stadium also boasts the luxurious Stadium Club, one of Dallas' premier locations for private parties, banquets and convention gatherings.

The Corral, outside Gate 8, features food, beverage, entertainment and large screen televisions for fan hospitality before, during, and after all Cowboys home games and special events.


Complete banquet, catering and special event services are available for private groups at Texas Stadium. Information on hosting an event can be obtained by calling 214-554-6368.

Tours of Texas Stadium are available hourly Monday through Saturday from 10:00 a.m. to 3:00 p.m., and Sundays, when no events are scheduled, from 11:00 a.m. to 3:00 p.m. Call 214-554-1804 for more information.

The Cowboys souvenir shop, The Pro Shop, is also open daily on the grounds outside the stadium at Gate 8.

Texas Stadium
2401 E. Airport Freeway
Irving, TX 75062
214-438-7676

Cowboys Summer Training Camp



One of the annual highlights for Dallas Cowboys fans is the opportunity to visit Dallas Cowboys Training Camp at St. Edward's University in Austin, Texas. The 1995 camp marks the team's sixth year in Austin.

St. Edward's is a convenient location for Cowboys fans throughout Texas and the neighboring states to visit. In each of the past five seasons, the Cowboys have drawn an average of nearly 100,000 fans to the summer practice sessions and the annual scrimmages with other NFL teams.

The camp at St. Ed's offers a rare opportunity for Cowboy's fans from all over the State of Texas and the Southwest to get an "up close and personal look" at their favorite team. "Autograph Alley" is a daily ritual for fans attending practice sessions that are open to the public.

Some of the training camp activities that take place each year include the Cowboys' Golf Tournament, The Blue-White Scrimmage, and scrimmages with other NFL teams.

Training Camp Facts

- LOCATION:** St. Edward's University, Austin, Texas.
- St. Edward's is located approximately three miles south of downtown Austin just off of Interstate 35. Exit off I-35 at the Woodward Avenue/St. Edward's exit. Proceed west on Woodward Avenue for one half mile to the campus (on the right).
- DATES:** This year camp opens on Thursday, July 20 and runs through Friday, Aug. 18.
- AUSTIN:** Austin is the Capital of the State of Texas, and it is the only state capital that is the training camp home of an NFL franchise. It is the fourth largest city in Texas, and 70% of the state's population is within 200 miles of Austin.
- PRACTICES:** Cowboys practice sessions at St. Edward's are open to the public free of charge. Public parking is not available on campus during practice times.
- INFORMATION:** Further information on Cowboys training camp, and training camp sponsorships, can be obtained by calling the Dallas Cowboys Offices in Irving at 214-556-9900.

DALLAS COWBOYS TRAVEL

Cowboys Center
214-556-2800

1-800-6-COWBOY

Dallas Cowboys Travel is a full-service travel agency specializing in packages for the Cowboys fan. Anywhere, anytime the Cowboys play, call Dallas Cowboys travel for all your arrangements. Packages include accommodations at the team hotel, game day breakfast, game tickets, bus transportation to and from the game and more. The agency also handles international, corporate and leisure travel arrangements.

Cowboys on the Road

Hotel Headquarters on the Road

Home Games

DFW Airport Marriott214/929-8800

Buffalo (@ Toronto), July 29

Westin Harbour Castle416/869-1600

Denver, August 21

Double Tree Denver S.E.303/337-2800

New York Giants, September 4

Marriott at Glenpointe210/836-0600

Minnesota, September 17

Sheraton Minneapolis Metrodome612/331-1900

Washington, October 1

Lowes L'Enfant Plaza Hotel202/484-1000

San Diego, October 15

.....TBA

Atlanta, October 29

Embassy Suites Atlanta Airport404/767-1988

Oakland, November 19

.....TBA

Philadelphia, December 10

Philadelphia Marriott215/625-2900

Arizona, December 25

.....TBA

The Dallas Cowboys Cheerleaders recently reached a major milestone in the entertainment industry by making more international entertainment trips to U.S. military bases than any other professional performer or group over the course of the past decade. In 1995, the world famous organization celebrates their 24th season on the sidelines of Texas Stadium.



The Cowboys transformed the idea of sideline cheerleaders in 1972 when they mixed a unique blend of glamour and dance with an old football tradition. Nobody at the time predicted the Dallas Cowboys Cheerleaders would become an international phenomenon, but that's precisely what happened.

The image and style of the Cowboys Cheerleaders has had an enormous influence on entertainment in sports. But while the Cowboys Cheerleaders have been imitated throughout the sports world, no one has been able to equal their stature.

The strength of their national popularity was evident during the 1970's when two made-for-TV movies about the Cowboys Cheerleaders drew top ratings.

Besides being an integral part of Cowboys games at Texas Stadium, the Cheerleaders perform at numerous state fairs, college halftime shows and other events around the country.

The Cowboys Cheerleaders also donate their time to many charitable and civic causes. Every year the Cheerleaders visit hospitals, nursing homes and schools. They perform at telethons and other fund-raising events around the United States, and they bring their special brand of goodwill to American military bases in places like Korea, the Philippines, Cuba, Panama, the Indian Ocean and the Persian Gulf.

The Cowboys Cheerleaders' annual USO/Department of Defense tours every Christmas and spring have become a special tradition. Since 1979 the Cheerleaders have visited and entertained hundreds of thousands of United States military personnel all over the world on 30 USO/DOD tours.



Kelli McGonagill
Director



Tina Kalina
Coordinator



Judy Trammell
Choreographer

1995-96 VETERANS

Pennie Booker 2 Yr
Shelly Bramhall 4 Yr
Ronda Cates 4 Yr
Stacie Drew 2 Yr
Michelle Gonzalez 2 Yr
Kelli Green 2 Yr
Kathryn Ladoulis 2 Yr

Allana Moore 2 Yr
Becca Myers 2 Yr
Laycie Norris 2 Yr
Marnie Pizzitola 4 Yr
Carrie Reeves 2 Yr
Stephanie Strunc 2 Yr
Shannon Swanson 2 Yr

Regina Tucker 4 Yr
Melissa Valdez 2 Yr
Christy Van Meter 3 Yr
Leslie Vitale 3 Yr
Brooke Wicker 4 Yr

1995-96 ROOKIES

Linda Badami
Cindi Burck
Monica Cates
Leigh Ann Cusenbary
Brooke Emerson

Amber Gosdin
Niki Green
Shanie Guyot
Kimberly Hamilton
Tonia Jones

Sheila Morris
Jayne Phillips
Melissa Sullivan
Inga Van Wagoner
Terra Watson

Cowboys on Radio

For the fifth straight year, KVIL-FM 103.7 will bring stereo sound to the National Football League with its broadcast of all Dallas Cowboys football games. State-of-the-art technology enables KVIL-FM to broadcast Cowboys games at home and away to a Metroplex audience in "close-up" stereo. Once again, KVIL will originate all games broadcast across "The Dallas Cowboys Radio Network," consisting of over 80 stations in ten states.

The new play-by-play voice of the Dallas Cowboys is David Garrett, while Dale Hansen again brings his unique insights to the color commentary. KVIL's creative approach to pre-game coverage begins two hours prior to each kickoff. Live post-game locker room interviews with players and coaches will follow each game.

KVIL's coverage continues through the week with special programming that features Cowboys Owner Jerry Jones, Head Coach Barry Switzer and selected star players. Cowboy coverage extends on a daily basis with KVIL's exclusive "Two Minute Drill."

Cowboys games will also be broadcast in Spanish on the "Dallas Cowboys Radio Network in Spanish" to over 26 stations throughout Texas, the southwest and Mexico. Mario Montez and Israel Aguilar will call the action for the Cowboys games that will originate on KESS-AM in the Dallas/Fort Worth area.

The Dallas Cowboys Radio Network

- TEXAS:** Abilene, KYVD (1340-AM); Alpine, KVLF (1240-AM); Amarillo, KGNC (710-AM); Austin, KVET (1300-AM); Beaumont, KLVJ (560-AM); Big Spring, KBST (1490-AM); Brownwood, KBWD (1360-AM); Carthage, KGAS (1590-AM); Center, KDET (930-AM); Corpus Christi, KEYS (1440-AM); Crockett, KBHT; Dallas-Fort Worth, KVIL (103.7-FM); Del Rio, KLKE (1230-AM); Denison, KLAK (97.5-FM); Eastland, KVMX (96.7 FM); Edinburg, KURV (710-AM); El Paso, KR0D (600-AM); Fort Stockton, KFST (94.3 FM); Fredricksburg, KNAF (910 AM); Gainesville, KGAF (1580-AM); Gonzales, KCTI (1450-AM); Haskell, KBAE; Jacksonville, KEBE (1400-AM); Kerrville, KERV (1230-AM); Lamesa, KPET (690-AM); Laredo, KHOY (88.1 FM); Levelland, KLVT (105.5-FM/1230 AM); Llano, KBAE; Longview, KFRO (1370-AM); Gilmer, KLSQ (95.3-FM); Lubbock, KFYO (790-AM); Marble Falls, KBAE; Marshall, KCUL (92.3-FM); Mexia, KYCX (104.9-FM); Midland, KODM; Mt. Pleasant, KALK (97.7-FM); Nacogdoches, KTBO (107.7-FM); Paris, KPLT (1490-AM); Plainview, KKYN (1400-AM); Rusk, KWRW (97.7 FM); San Angelo, KIXY (94.7-FM); San Antonio, WOAI (1200-AM); Snyder, KSNY (1450-AM); Stephenville, KSTV (105.7-FM); Sulphur Springs, KSST (1230-AM); Sweetwater, KXOX (1240-AM); Texarkana, KCMC (740-AM); Tulia, KTUE (1260-AM); Tyler, KTBB (600-AM); Uvalde, KYUF (104.9-FM); Waco, WACO (1460-AM).
- ARKANSAS:** Crossett, KAGH (104.9-FM); El Dorado, KELD (1400-AM); Fort Smith, KWHN (1320 AM); Little Rock, KSYG (1010 KHz).
- DELAWARE:** Newark, WNRK (1260 AM).
- KANSAS:** Wichita, KOAM (1410 AM).
- LOUISIANA:** Shreveport, KFLO (1300-AM).
- NEW MEXICO:** Albuquerque, KKOB (770-AM); Artesia, KBIM (94.9-FM); Carlsbad, KBIM (94.9-FM); Clovis, KSEL (95.3 FM); Gallup, KYVA (1230 AM); Hobbs, KBIM (94.9-FM); Lovington, KBIM (94.9-FM); Maljamar, KBIM (94.9-FM); Portales, KSEL (95.3 FM); Roswell, KBIM (94.9-FM).
- OKLAHOMA:** Altus, KWHW (1450 AM); Ardmore, KKAJ (1520-AM); Durant, KLAK (97.5-FM); Elk City, KADS (1240 AM); Oklahoma City, KOMA (1520-AM); Tulsa, KAKC (1300-AM).
- UTAH:** Salt Lake City, KISN (570-AM).
- VIRGINIA:** Virginia Beach, WGH (1310-AM).
- WEST VIRGINIA:** Martinsburg, WRNR (740-AM).

The Dallas Cowboys Spanish Radio Network

- TEXAS:** Corpus Christi, KINE AM; Dallas/Ft. Worth, KESS AM; El Paso, KSVE AM; Houston, KXYZ AM; Wichita Falls, KLLF AM.
- MEXICO:** Acapulco, XEACA AM; Cd. Delicias, XEBZ AM; Cd. Obregon, XEIQ AM; Cd. Celaya, XERE AM; Coatzacoalcos, XEOM AM; Culiacan, XEOM AM; Culiacan, XEEX AM; Cuadalajara, XEPJ AM; Hermosillo, XESON AM; Jalapa, XEJH AM; Leon, XEXF AM; Mazatlan, XEFIL AM; Mexico, XEL AM; Monterrey, XEOK AM; Morelia, XEMM AM; Puerto Vallarta, XHME FM; Puebla, XEHR AM; Querearo, XEGV AM; San Luis Potosi, XEPO AM; Valladolid, XEUM AM; Villagermosa, XHSAT FM.

Cowboys on Television

SILVERSTAR NETWORK



The SilverStar Network is the television production and syndication unit of the Dallas Cowboys Football Club. Now in its sixth year, the SilverStar Network produces and distributes some of the most-watched programs in the region — Dallas Cowboys preseason games, weekly programs, and specials throughout the year. These programs are televised in Dallas/Fort Worth and in 28 other markets throughout Texas, Arkansas, Louisiana, New Mexico and Oklahoma.

The Cowboys weekly shows during the preseason and regular season keep Dallas Cowboys fans abreast of the latest Cowboys stories making news and of key issues in the National Football League:

“Cowboys Special Edition with Jerry Jones”

Airs Saturdays at 6:30 p.m. Central from July 15, 1995 through January 6, 1996, on KDFW TV-4 in Dallas/Fort Worth, and at locally scheduled times throughout the Dallas Cowboys syndicated network.

“The Barry Switzer Show”

Airs Sundays at 10:30 a.m. Central from September 3, 1995, through January 14, 1996, on KDFW TV-4 in Dallas/Fort Worth, and at locally scheduled times throughout the Dallas Cowboys syndicated network.

“Satellite Services”

The SilverStar Network also provides uplink, downlink and microwave transmissions to the broadcast industry. The C-Band and microwave systems have been in operation since 1986, providing transmission for all Dallas Cowboys home games and numerous other broadcasts for all national networks and several cable networks. A new state-of-the-art Ku-Band transportable unit rounds out the satellite services offered. In addition, the SilverStar Network offers turn-key video and uplink services for interviews of players and coaches from the television production studio located in the Cowboys training facility. For more information and to book satellite services, call Rose Becker at (214) 556-9331.

Cowboys in Print

DALAS COWBOYS *Official* WEEKLY

Dallas Cowboys Official Weekly remains the largest team publication in sports with a circulation of nearly 50,000. The 20-year-old *Cowboys Weekly* reaches fans across the nation 32 times a year with action photos, game stories, inside information, profiles of players and cheerleaders and much more. Fans interested in subscribing to the *DCW* should call 214-556-9972. An annual subscription for 32 issues is priced at \$33.00.

Entertainment Activities



Bill Lively

Executive Entertainment
Producer



Bill Lively is the Cowboys' executive entertainment producer. Named to the position in 1989, Lively coordinates the presentation of all entertainment components of Dallas Cowboys football games at Texas Stadium.

The entertainment presentation at Cowboys games is recognized throughout the NFL as one of the most complete and state-of-the-art productions in all of professional sports. That entertainment includes the Cowboys Cheerleaders, DiamondVision scoreboard, public address announcer, recorded music, strolling bands outside the stadium, the Cowboys Trumpets plus pregame and halftime events.

Lively is also the Vice President for Development, Alumni Relations and Public Affairs at Southern Methodist University. He directed the Cowboys Band for 14 years and is the former director of the SMU Band.

1995 Halftime Activities

- July 29 (Buffalo)Pee Wee Football Games
- Aug. 5 (Los Angeles)Pee Wee Football Games
- Sept. 10 (Denver)Texas Tech Marching Band
- Sept. 24 (Arizona)TCU Marching Band
- Oct. 8 (Green Bay)U.S. Marine Drum and Bugle Corp
- Nov. 6 (Philadelphia)T.B.A.
- Nov. 12 (San Francisco)Dallas Cowboys Cheerleaders Alumni
- Nov. 23 (Kansas City)The Huggies Baby Derby
- Dec. 3 (Washington)Bryan Food Million Dollar Kick
- Dec. 17 (N.Y. Giants)Dallas Cowboys Cheerleaders
Competition



Murphy Martin

Announcer



The Voice of Texas Stadium, Murphy Martin, returns to his familiar role as the Dallas Cowboys public address announcer again in 1995. A veteran network news anchorman, Martin has handled nearly every type of P.A. responsibility at Texas Stadium for the past 20 years. Martin has also manned the public address announcer's booth for the pregame and half-

time festivities at three NFL Super Bowls.

Cowboys Attendance Records

The Cowboys played in the Cotton Bowl (capacity 72,132 in 1970) from 1960 until Texas Stadium was opened on Oct. 24, 1971 against New England. In 1985 seats were removed from Texas Stadium to make room for 118 Crown Suites.

TOTAL ATTENDANCE

Year	Home Games (No.)	Avg.	Percent Change	Road Games (No.)	Pre-Season Games (No.)	Post-Season Games (No.)	Grand Total
1960	128,500 (6)	21,417	—	214,820 (6)	120,284 (6)	—	463,604
1961	172,000 (7)	24,571	+33.9%	251,443 (7)	97,584 (5)	—	521,027
1962	152,446 (7)	21,778	-11.4%	278,807 (7)	178,683 (5)	—	609,936
1963	188,727 (7)	26,961	+23.8%	280,062 (7)	214,290 (5)	—	683,079
1964	268,661 (7)	38,380	+42.3%	356,339 (7)	207,751 (5)	—	832,751
1965	388,912 (7)	55,559	+44.8%	366,390 (7)	199,395 (5)	65,569 (1)	1,020,266
1966	473,373 (7)	67,625	+21.7%	408,899 (7)	238,186 (5)	75,504 (1)	1,195,952
1967	460,476 (7)	67,158	-2.7%	402,843 (7)	278,511 (5)	121,647 (2)	1,263,477
1968	470,110 (7)	67,158	+2.1%	401,626 (7)	300,909 (6)	104,458 (2)	1,277,103
1969	443,352 (7)	63,336	-5.7%	434,477 (7)	384,095 (6)	100,472 (2)	1,362,396
1970	411,531 (7)	58,790	-7.2%	398,377 (7)	347,327 (6)	212,847 (3)	1,370,882
1971	466,220 (7)	66,603	+13.3%	416,043 (7)	375,250 (6)	195,716 (3)	1,454,229
1972	446,990 (7)	63,856	-4.1%	391,852 (7)	474,273 (7)	114,343 (2)	1,427,458
1973	443,030 (7)	61,861	-3.1%	423,177 (7)	355,994 (6)	128,815 (2)	1,341,016
1974	373,435 (7)	53,348	-13.8%	378,233 (7)	284,620 (6)	—	1,036,288
1975	402,294 (7)	57,471	+7.7%	404,073 (7)	273,567 (6)	211,095 (3)	1,291,029
1976	412,698 (7)	58,957	+2.6%	414,867 (7)	320,564 (6)	62,436 (1)	1,210,565
1977	432,885 (7)	61,840	+5.0%	398,486 (7)	329,549 (6)	201,288 (3)	1,362,208
1978	498,865 (8)	62,358	+0.9%	484,905 (8)	260,344 (4)	206,464 (3)	1,450,578
1979	508,965 (8)	63,621	+0.2%	488,432 (8)	268,989 (5)	—	1,331,178
1980	477,378 (8)	59,672	-6.2%	492,828 (8)	244,612 (4)	195,251 (3)	1,410,069
1981	511,541 (8)	63,943	+7.2%	502,392 (8)	243,849 (4)	125,373 (2)	1,383,155
1982	269,981 (5)	53,996	-15.6%	217,153 (4)	208,057 (4)	184,059 (3)	879,250
1983	505,973 (8)	63,224	+17.1%	481,230 (8)	217,621 (4)	43,521 (1)	1,248,165
1984	479,733 (8)	59,967	-5.2%	523,951 (8)	203,646 (4)	—	1,207,330
1985	478,958 (8)	59,870	-0.2%	489,913 (8)	193,795 (4)	66,351 (1)	1,229,017
1986	469,806 (8)	58,726	-1.9%	518,627 (8)	299,134 (5)	—	1,287,567
1987	344,406 (7)	49,201	-16.2%	416,141 (8)	199,327 (4)	—	959,874
1988	393,129 (8)	49,141	-0.1%	528,529 (8)	177,080 (4)	—	1,098,738
1989	418,346 (8)	52,293	+6.4%	490,586 (8)	215,219 (4)	—	1,124,151
1990	475,432 (8)	59,429	+13.7%	483,944 (8)	173,716 (4)	—	1,133,092
1991	501,901 (8)	62,738	+5.6%	537,101 (8)	219,022 (4)	140,884 (2)	1,398,908
1992	506,758 (8)	63,345	+1.0%	580,181 (8)	284,898 (5)	227,015 (3)	1,598,852
1993	510,068 (8)	63,759	+0.7%	533,380 (8)	283,409 (5)	202,509 (3)	1,529,366
1994	516,628 (8)	64,579	+1.3%	512,896 (8)	354,574 (5)	133,870 (2)	1,517,968
Total	14,393,328(257)	56,005	—	14,902,993(257)	9,028,124(175)	3,185,279(46)	41,509,724

LARGEST CROWDS

Home	Regular Season
80,259	vs. Cleveland, Nov. 24, 1966
79,965	vs. St. Louis, Dec. 4, 1966
*66,689	vs. N.Y. Jets, Dec. 4, 1971
†65,099	vs. San Francisco, Oct. 17, 1993
Postseason	Preseason
75,504	vs. Green Bay, Jan. 1, 1967
*66,311	vs. San Francisco, Jan. 2, 1972
Regular Season	Postseason
78,807	vs. Green Bay, Aug. 28, 1967
*65,405	vs. Houston, Aug. 5, 1972
†63,923	vs. Denver, Aug. 21, 1994

*Texas Stadium record

†Texas Stadium record after 1985 improvements

Away

Regular Season	Postseason	Preseason	Neutral
91,505	@ L.A. Raiders, Oct. 25, 1992		
84,850	@ Cleveland, Nov. 2, 1969		
84,278	@ New Orleans, Nov. 3, 1968		
Regular Season	Postseason	Preseason	Neutral
84,483	@ L.A. Rams, Jan. 4, 1976		
87,381	@ L.A. Rams, Aug. 8, 1969		
Regular Season	Postseason	Preseason	Neutral
98,374	vs. Buffalo @ Pasadena, Jan. 31, 1993		
112,376	vs. Houston @ Mexico City, Aug. 15, 1994		

SMALLEST CROWDS

Home	Away
†10,000	— vs. San Francisco, Nov. 20, 1960
12,692	— vs. Chicago, Nov. 18, 1962
4,954	— vs. Minnesota, Aug. 5, 1961 in Sioux Falls, S.D.
12,370	— @ N.Y. Jets, Oct. 4, 1987

†Estimated; no turnstiles in Cotton Bowl in 1960 and 1961

SELLOUT STREAKS

Longest home sellout streak — 44 straight games (began 10/16/77 vs. Washington, ended 12/18/82 vs. Tampa Bay) regular season and playoffs

Last home non-sellout (regular season and playoffs) — 12/16/90 vs. Phoenix (36 straight)

Longest road sellout streak — 43 straight games (began 9/24/79 @ Cleveland, ended 11/18/84 @ Buffalo)

Last road non-sellout (regular season and playoffs) — 9/22/91 @ Phoenix (36 straight)

Longest sellout streak (home and away - regular season and playoffs) — 70 straight games (began 9/22/91 @ Phoenix, still active)



1994 Final Standings

AMERICAN FOOTBALL CONFERENCE

Eastern Division

	W	L	T	Pct.	Pts.	OP
# Miami	10	6	0	.625	389	327
New England	10	6	0	.625	351	312
Indianapolis	8	8	0	.500	307	320
Buffalo	7	9	0	.438	340	356
N.Y. Jets	6	10	0	.375	264	320

Central Division

	W	L	T	Pct.	Pts.	OP
# Pittsburgh	12	4	0	.750	316	234
* Cleveland	11	5	0	.688	340	204
Cincinnati	3	13	0	.188	276	406
Houston	2	14	0	.125	226	352

Western Division

	W	L	T	Pct.	Pts.	OP
# San Diego	11	5	0	.688	381	306
* Kansas City	9	7	0	.563	319	298
L.A. Raiders	9	7	0	.563	303	327
Denver	7	9	0	.438	347	396
Seattle	6	10	0	.375	287	323

NATIONAL FOOTBALL CONFERENCE

Eastern Division

	W	L	T	Pct.	Pts.	OP
# Dallas	12	4	0	.750	414	248
N.Y. Giants	9	7	0	.563	279	305
Arizona	8	8	0	.500	235	267
Philadelphia	7	9	0	.438	308	308
Washington	3	13	0	.188	320	412

Central Division

	W	L	T	Pct.	Pts.	OP
# Minnesota	10	6	0	.625	356	314
* Green Bay	9	7	0	.563	382	287
* Detroit	9	7	0	.563	357	342
* Chicago	9	7	0	.563	271	307
Tampa Bay	6	10	0	.375	251	351

Western Division

	W	L	T	Pct.	Pts.	OP
# San Francisco	13	3	0	.813	505	296
New Orleans	7	9	0	.438	348	407
Atlanta	7	9	0	.438	317	385
L.A. Rams	4	12	0	.250	286	365

Division Champion *Wild Card qualifier for playoffs

Miami finished ahead of New England based on a head-to-head sweep (2-0). Kansas City finished ahead of L.A. Raiders based on head-to-head sweep (2-0). Green Bay was first Wild Card based on best head-to-head record (3-1) vs. Detroit (2-2) and Chicago (1-3) and better conference record (8-4) than N.Y. Giants (6-6). Detroit was second Wild Card based on better division record (4-4) than Chicago (3-5) and head-to-head sweep of N.Y. Giants (1-0). Chicago was third Wild Card based on better record vs. common opponents (4-4) than N.Y. Giants (3-5). New Orleans finished ahead of Atlanta based on a head-to-head sweep (2-0).

1994 NFL POSTSEASON AT A GLANCE

(Home team in caps)

AFC Wild Card Playoff Games

MIAMI 27, Kansas City 17
CLEVELAND 20, New England 13

AFC Divisional Playoff Games

PITTSBURGH 29, Cleveland 9
SAN DIEGO 22, Miami 21

AFC Championship Game

San Diego 17, PITTSBURGH 13

NFC Wild Card Playoff Games

GREEN BAY 16, Detroit 12
Chicago 35, MINNESOTA 18

NFC Divisional Playoff Games

SAN FRANCISCO 44, Chicago 15
DALLAS 35, Green Bay 9

NFC Championship Game

SAN FRANCISCO 38, Dallas 28

Super Bowl XXIX at Joe Robbie Stadium, Miami, Florida

San Francisco (NFC) 49, San Diego (AFC) 26

AFC-NFC Pro Bowl at Aloha Stadium, Honolulu, Hawaii

AFC 41, NFC 13





1995 NATIONAL FOOTBALL LEAGUE SCHEDULE

(All Times Local)

**SUNDAY, SEPTEMBER 3 (First Weekend)**

Arizona at Washington	4:00
Carolina at Atlanta	1:00
Cincinnati at Indianapolis	12:00
Cleveland at New England	1:00
Detroit at Pittsburgh	1:00
Houston at Jacksonville	1:00
Kansas City at Seattle	1:00
Minnesota at Chicago	3:00
New York Jets at Miami	4:00
San Diego at Oakland	1:00
San Francisco at New Orleans	12:00
St. Louis at Green Bay	12:00
Tampa Bay at Philadelphia	1:00
Buffalo at Denver	6:00

MONDAY, SEPTEMBER 4

Dallas at New York Giants	9:00
---------------------------	------

SUNDAY, SEPTEMBER 10 (Second Weekend)

Atlanta at San Francisco	1:00
Carolina at Buffalo	1:00
Denver at Dallas	3:00
Detroit at Minnesota	12:00
Indianapolis at New York Jets	4:00
Jacksonville at Cincinnati	4:00
Oakland at Washington	1:00
Miami at New England	1:00
New Orleans at St. Louis	12:00
New York Giants at Kansas City	12:00
Pittsburgh at Houston	12:00
Seattle at San Diego	1:00
Tampa Bay at Cleveland	1:00
Philadelphia at Arizona	5:00

MONDAY, SEPTEMBER 11

Green Bay at Chicago	8:00
----------------------	------

SUNDAY, SEPTEMBER 17 (Third Weekend)

Arizona at Detroit	1:00
Atlanta at New Orleans	12:00
Chicago at Tampa Bay	4:00
Cincinnati at Seattle	1:00
Cleveland at Houston	12:00
Indianapolis at Buffalo	1:00
Jacksonville at New York Jets	4:00
Oakland at Kansas City	12:00
New England at San Francisco	1:00
New York Giants at Green Bay	12:00
San Diego at Philadelphia	1:00
St. Louis at Carolina	1:00
Washington at Denver	2:00
Dallas at Minnesota	7:00

MONDAY, SEPTEMBER 18

Pittsburgh at Miami	9:00
---------------------	------

SUNDAY, SEPTEMBER 24 (Fourth Weekend)

(Open Dates: Buffalo, Carolina, Indianapolis, Miami, New England, Seattle)

Arizona at Dallas	3:00
Chicago at St. Louis	12:00
Denver at San Diego	1:00
Houston at Cincinnati	4:00
Kansas City at Cleveland	4:00
Minnesota at Pittsburgh	1:00
New Orleans at New York Giants	1:00
New York Jets at Atlanta	4:00
Philadelphia at Oakland	1:00
Washington at Tampa Bay	1:00
Green Bay at Jacksonville	8:00

MONDAY, SEPTEMBER 25

San Francisco at Detroit	9:00
--------------------------	------

SUNDAY, OCTOBER 1 (Fifth Weekend)

(Open Dates: Chicago, Detroit, Green Bay, Minnesota)

Dallas at Washington	1:00
Denver at Seattle	1:00
Jacksonville at Houston	3:00
Kansas City at Arizona	1:00
Miami at Cincinnati	1:00
New England at Atlanta	1:00
New York Giants at San Francisco	1:00
Philadelphia at New Orleans	12:00
San Diego at Pittsburgh	4:00
St. Louis at Indianapolis	12:00
Tampa Bay at Carolina	1:00
Oakland at New York Jets	8:00

MONDAY, OCTOBER 2

Buffalo at Cleveland	9:00
----------------------	------

SUNDAY, OCTOBER 8 (Sixth Weekend)

(Open Dates: Atlanta, New Orleans, St. Louis, San Francisco)

Arizona at New York Giants	4:00
Carolina at Chicago	12:00
Cincinnati at Tampa Bay	1:00
Cleveland at Detroit	4:00
Green Bay at Dallas	12:00
Houston at Minnesota	12:00
Indianapolis at Miami	4:00
New York Jets at Buffalo	1:00
Pittsburgh at Jacksonville	1:00
Seattle at Oakland	1:00
Washington at Philadelphia	1:00
Denver at New England	8:00

MONDAY, OCTOBER 9

San Diego at Kansas City	8:00
--------------------------	------

THURSDAY, OCTOBER 12 (Seventh Weekend)

(Open Dates: Cincinnati, Cleveland, Houston, Pittsburgh)

Atlanta at St. Louis	7:00
----------------------	------

SUNDAY, OCTOBER 15

Chicago at Jacksonville	1:00
Dallas at San Diego	1:00
Detroit at Green Bay	12:00
Miami at New Orleans	3:00
Minnesota at Tampa Bay	1:00
New England at Kansas City	12:00
New York Jets at Carolina	4:00
Philadelphia at New York Giants	1:00
San Francisco at Indianapolis	12:00
Seattle at Buffalo	1:00
Washington at Arizona	1:00

MONDAY, OCTOBER 16

Oakland at Denver	7:00
-------------------	------

THURSDAY, OCTOBER 19 (Eighth Weekend)

(Open Dates: Arizona, Dallas, New York Giants, Philadelphia)

Cincinnati at Pittsburgh	8:00
--------------------------	------

SUNDAY, OCTOBER 22

Atlanta at Tampa Bay	1:00
Detroit at Washington	1:00
Houston at Chicago	12:00
Indianapolis at Oakland	1:00
Jacksonville at Cleveland	1:00
Kansas City at Denver	2:00
Miami at New York Jets	1:00
Minnesota at Green Bay	12:00
New Orleans at Carolina	1:00
San Diego at Seattle	1:00
San Francisco at St. Louis	3:00

MONDAY, OCTOBER 23

Buffalo at New England	9:00
------------------------	------

THE SIDELINES

SUNDAY, OCTOBER 29 (Ninth Weekend) (Open Dates: Denver, Kansas City, Oakland, San Diego)

Buffalo at Miami	4:00
Carolina at New England	1:00
Cleveland at Cincinnati	1:00
Dallas at Atlanta	1:00
Green Bay at Detroit	1:00
Jacksonville at Pittsburgh	1:00
New Orleans at San Francisco	1:00
New York Jets at Indianapolis	1:00
Seattle at Arizona	2:00
St. Louis at Philadelphia	1:00
Tampa Bay at Houston	3:00
New York Giants at Washington	8:00

MONDAY, OCTOBER 30

Chicago at Minnesota	8:00
----------------------	------

SUNDAY, NOVEMBER 5 (Tenth Weekend) (Open Dates: Jacksonville, Tampa Bay)

Arizona at Denver	2:00
Buffalo at Indianapolis	1:00
Carolina at San Francisco	1:00
Detroit at Atlanta	1:00
Green Bay at Minnesota	12:00
Houston at Cleveland	1:00
Oakland at Cincinnati	4:00
New England at New York Jets	1:00
New York Giants at Seattle	1:00
Pittsburgh at Chicago	3:00
St. Louis at New Orleans	12:00
Washington at Kansas City	12:00
Miami at San Diego	5:00

MONDAY, NOVEMBER 6

Philadelphia at Dallas	8:00
------------------------	------

SUNDAY, NOVEMBER 12 (Eleventh Weekend) (Open Dates: New York Jets, Washington)

Atlanta at Buffalo	1:00
Carolina at St. Louis	12:00
Chicago at Green Bay	12:00
Cincinnati at Houston	12:00
Indianapolis at New Orleans	12:00
Kansas City at San Diego	1:00
Oakland at New York Giants	2:00
Minnesota at Arizona	1:00
New England at Miami	3:00
San Francisco at Dallas	3:00
Seattle at Jacksonville	1:00
Tampa Bay at Detroit	1:00
Denver at Philadelphia	8:00

MONDAY, NOVEMBER 13

Cleveland at Pittsburgh	9:00
-------------------------	------

SUNDAY, NOVEMBER 19 (Twelfth Weekend)

Arizona at Carolina	1:00
Buffalo at New York Jets	4:00
Dallas at Oakland	1:00
Detroit at Chicago	12:00
Green Bay at Cleveland	1:00
Indianapolis at New England	1:00
Jacksonville at Tampa Bay	1:00
New Orleans at Minnesota	3:00
New York Giants at Philadelphia	1:00
Pittsburgh at Cincinnati	2:00
San Diego at Denver	1:00
Seattle at Washington	1:00
St. Louis at Atlanta	1:00
Houston at Kansas City	7:00

MONDAY, NOVEMBER 20

San Francisco at Miami	9:00
------------------------	------

THURSDAY, NOVEMBER 23 (Thirteenth Weekend)

Kansas City at Dallas	3:00
Minnesota at Detroit	12:30

SUNDAY, NOVEMBER 26

Atlanta at Arizona	2:00
Chicago at New York Jets	1:00
Cincinnati at Jacksonville	1:00
Denver at Houston	3:00
Miami at Indianapolis	1:00
New England at Buffalo	1:00
New York Jets at Seattle	1:00
Philadelphia at Washington	1:00
Pittsburgh at Cleveland	4:00
St. Louis at San Francisco	1:00
Tampa Bay at Green Bay	12:00
Carolina at New Orleans	7:00

MONDAY, NOVEMBER 27

Oakland at San Diego	6:00
----------------------	------

THURSDAY, NOVEMBER 30 (Fourteenth Weekend)

New York Giants at Arizona	6:00
----------------------------	------

SUNDAY, DECEMBER 3

Atlanta at Miami	1:00
Cincinnati at Green Bay	12:00
Cleveland at San Diego	1:00
Houston at Pittsburgh	1:00
Indianapolis at Carolina	1:00
Jacksonville at Denver	2:00
Kansas City at Oakland	1:00
New Orleans at New England	1:00
Philadelphia at Seattle	1:00
St. Louis at New York Jets	1:00
Tampa Bay at Minnesota	12:00
Washington at Dallas	3:00
Buffalo at San Francisco	5:00

MONDAY, DECEMBER 4

Chicago at Detroit	9:00
--------------------	------

SATURDAY, DECEMBER 9 (Fifteenth Weekend)

Arizona at San Diego	1:00
Cleveland at Minnesota	11:30

SUNDAY, DECEMBER 10

Buffalo at St. Louis	12:00
Chicago at Cincinnati	1:00
Dallas at Philadelphia	1:00
Detroit at Houston	12:00
Indianapolis at Jacksonville	1:00
New Orleans at Atlanta	1:00
New York Jets at New England	1:00
Pittsburgh at Oakland	1:00
San Francisco at Carolina	1:00
Seattle at Denver	2:00
Washington at New York Giants	4:00
Green Bay at Tampa Bay	8:00

MONDAY, DECEMBER 11

Kansas City at Miami	9:00
----------------------	------

SATURDAY, DECEMBER 16 (Sixteenth Weekend)

Green Bay at New Orleans	3:00
New England at Pittsburgh	12:30

SUNDAY, DECEMBER 17

Arizona at Philadelphia	1:00
Atlanta at Carolina	1:00
Cincinnati at Cleveland	1:00
Denver at Kansas City	3:00
Jacksonville at Detroit	1:00
Miami at Buffalo	1:00
New York Giants at Dallas	3:00
New York Jets at Houston	12:00
San Diego at Indianapolis	4:00
Tampa Bay at Chicago	12:00
Washington at St. Louis	12:00
Oakland at Seattle	5:00

MONDAY, DECEMBER 18

Minnesota at San Francisco	6:00
----------------------------	------

SATURDAY, DECEMBER 23 (Seventeenth Weekend)

Detroit at Tampa Bay	4:00
San Diego at New York Giants	12:30
New England at Indianapolis	8:00

SUNDAY, DECEMBER 24

Carolina at Washington	4:00
Cleveland at Jacksonville	1:00
Denver at Oakland	1:00
Houston at Buffalo	1:00
Miami at St. Louis	3:00
Minnesota at Cincinnati	1:00
New Orleans at New York Jets	1:00
Philadelphia at Chicago	12:00
Pittsburgh at Green Bay	12:00
San Francisco at Atlanta	1:00
Seattle at Kansas City	12:00

MONDAY, DECEMBER 25

Dallas at Arizona	7:00
-------------------	------

**We've got Miller Lite.
We've got the Cowboys.
Life is Good.**



MILLER BREWING COMPANY
REMINDS YOU TO PLEASE:



©1996 Miller Brewing Co., Fort Worth, TX

Your voice has virtually no limits—
if you're using it to communicate
effectively. So start doing just that.



the ability to design, install and
maintain them. Your voice is the
most powerful means to express ideas,



THE WORLD CLASS
NETWORK™

Make this call to GTE, the single
source for a complete range
of voice communications products. GTE
can provide custom voice products and

manage companies and move mountains.
Let the experts put it to work for you.

GTE

It's amazing what we can do together.™

YOUR VOICE

IS THE MOST POWERFUL

BUSINESS TOOL

YOU HAVE. TO FIND OUT MORE,

JUST USE IT.

(1-800-CALL GTE™)